

# Second Continental REPORT

ON THE IMPLEMENTATION  
OF AGENDA 2063

February 2022





© African Union Development Agency - NEPAD  
230 15<sup>th</sup> Road, Midrand, Johannesburg, South Africa

Tel : +27-11 256 3600  
Email : [info@nepad.org](mailto:info@nepad.org)  
Web : [www.nepad.org](http://www.nepad.org)

Twitter@Nepad\_agency  
#TheAfricaWeWant

ISBN: 978-1-77634-908-1

February 2022

Icons : courtesy of Freepik, Flaticon and Microsoft Office PowerPoint

This publication was prepared by the staff of the African Union Development Agency - NEPAD and African Union Commission with external contributions. The findings, interpretations, and conclusions expressed in this work do not necessarily reflect the views of AUDA-NEPAD. The designations employed and the presentation of material in this information product do not imply the expression of any opinion whatsoever on the part of AUDA-NEPAD and AUC concerning the legal or development status of any country, territory, city or area or of its authorities, or concerning the delimitation of its frontiers or boundaries.

**Recommended citation:**

*African Union Commission and African Union Development Agency - NEPAD. 2022. AUC & AUDA-NEPAD Second Continental Report on the Implementation of Agenda 2063. AUC & AUDA-NEPAD, Midrand, South Africa.*

# Contents

Contents.....	i
Foreword.....	iii
Preface.....	iv
Message.....	v
Acknowledgments.....	vi
Acronyms.....	vii
Executive Summary.....	1
Introduction.....	8
Methodology Used in Reporting on Agenda 2063.....	10
Continental Performance on the Implementation of Agenda 2063.....	13
Goal 1: A High Standard of Living, Quality of Life and Well-Being.....	15
Goal 2: Well-Educated Citizens and Skills Revolution underpinned by Science, Technology and Innovation.....	18
Goal 3: Healthy and Well-Nourished Citizens.....	20
Goal 4: Transformed Economies and Job Creation.....	24
Goal 5: Modern Agriculture for Increased Productivity and Production.....	25
Goal 6: Blue/Ocean Economy for Accelerated Economic Growth.....	27
Goal 7: Environmentally Sustainable Climate Resilient Economies and Communities.....	28
Goal 8: United Africa (Federal or Confederate).....	30
Goal 9: Key Continental Financial and Monetary Institutions Established and Functional.....	31
Goal 10: World Class Infrastructure Criss-Crosses Africa.....	31
Goal 11: Democratic Values, Practices, Universal Principles of Human Rights, Justice and the Rule of Law Entrenched.....	34
Goal 12: Capable Institutions and Transformed Leadership in Place at All Levels.....	36
Goal 13: Peace, Security and Stability are Preserved.....	38
Goal 14: A Stable and Peaceful Africa.....	39
Goal 15: A Fully Functional and Operational African Peace and Security Architecture.....	39
Goal 16: African Cultural Renaissance is Pre-Eminent.....	41
Goal 17: Full Gender Equality in All Spheres of Life.....	43
Goal 18: Engaged and Empowered Youth and Children.....	45
Goal 19: Africa as a Major Partner in Global Affairs and Peaceful Co-Existence.....	48
Goal 20: Africa Takes Full Responsibility for Financing Her Development.....	49



Implementation Status of AU Flagship Projects .....	52
African Continental Free Trade Area (AfCFTA).....	52
Africa Integrated High Speed Railway Network.....	54
The Pan-African E-Network.....	54
African Commodities Strategy .....	55
Pan-African Virtual and E-University .....	55
Grand Inga Dam Project.....	56
Single African Air Transport Market .....	56
African Passport and Free Movement of People.....	57
Silencing the Guns by 2020.....	58
African Economic Platform (AEP) .....	59
African Financial Institutions .....	59
Africa Outer Space Strategy.....	60
Cyber Security.....	61
Encyclopaedia Africana .....	61
Great Museum of Africa.....	62
Impact of COVID-19 on the Implementation of Agenda 2063.....	64
State of Institutional Arrangements for the Domestication and Implementation of Agenda 2063 .....	71
Recommendations.....	78
Conclusion .....	81
References .....	84
Annex 1: Continental Dashboard on the Implementation of Agenda 2063 .....	86
Annex 2: Regional Dashboard on the Implementation of Agenda 2063.....	88
Annex 3: Country Profiles on the Implementation of Agenda 2063 .....	95
Annex 4: Goal Indicators on the Implementation of Agenda 2063.....	134

## FIGURES

Figure 1: Real GDP (in USD) Per Capita in Africa .....	15
Figure 2: Unemployment rate in 2013, 2021 (expected) and 2021 (actual).....	16
Figure 3: Gini Coefficient in Africa .....	17
Figure 4: Access to basic Services in Africa, in Percentage.....	18
Figure 5: Net enrollment Rate in Primary and Secondary School in Africa.....	19
Figure 6: Neonatal and Under five Mortality rates in Africa current year and Gap to Target (2023) .....	21

Figure 7: Maternal Mortality Ratio in Africa.....	22
Figure 8: Contribution of Manufacturing and tourism as proportion of GDP in 2021.....	24
Figure 9: Manufacturing and Tourism Value Added as a Percentage of GDP in Africa .....	25
Figure 10: Growth Rate of Yields for the Five National Priority Commodities.....	26
Figure 11: Fisheries Sector value added (as share of GDP).....	28
Figure 12: Sustainable land management and preservation of natural resources in Africa, in Percent .....	29
Figure 13: Percentage of people who believe that there are effective mechanisms and oversight institutions to hold their leaders accountable .....	35
Figure 14: Proportion of Seats held by women in national parliaments, regional and local bodies in Africa .....	44
Figure 15: Percentage of children engaged in child labour and child marriage in 2021.....	46
Figure 16: Proportion of national budget allocated for the implementation of functional statistical systems .....	49

# Foreword



*H.E. Alassane Ouattara*

**President of the Republic  
of Côte d'Ivoire  
AU Champion on  
Agenda 2063**



*H.E. Moussa Faki*

**Chairperson: African Union  
Commission**

Since the onset of the COVID-19 pandemic, African governments have taken decisive measures to control the spread of the virus and mitigate its social and economic impacts. African countries have rolled out ambitious public health interventions, expanded social safety nets and made monetary and fiscal interventions on an unprecedented scale. Although many countries have been successful in containing the spread of the virus, the social and economic costs have been high. This has exacerbated inequality and vulnerability across the continent. The pandemic has caused fiscal deficits to double and indebtedness to rise sharply, reducing African countries' capacity to invest in their recovery. Although Africa's economies are expected to bounce back, the outlook is considerably uncertain and is threatening to undermine the development gains achieved in the attainment of Agenda 2063.

In these unprecedented and uncertain times, the African Union is unwavering in its commitment to realising Agenda 2063 and bringing the continent closer to "The Africa we Want": An integrated, prosperous, and peaceful Africa, driven by its own citizens, and representing a dynamic force in the international arena. Eight years into the First Ten-Year Implementation Plan of Agenda 2063 (2014 to 2023), the African Union (AU) is assessing progress towards the realisation of the continent's goals and targets.

In 2019, the African Union Commission (AUC) and African Union Development Agency (AUDA-NEPAD) were tasked to lead the preparation of biennial progress reports on the five ten-year implementation plans. Subsequently, the AU launched its first continental progress report on Agenda

2063 at the 33rd AU Summit in February 2020. The first report was an evidence-based assessment of progress made by 31 Member States in the domestication and implementation of Agenda 2063 against the expected targets at the time. It served as an important rallying point to strengthen mutual accountability and best practice in the attainment of Agenda 2063. The report was used to inform key decisions during the AU Reforms to strengthen the Union's efficiency and realign priorities to realise the objectives of Agenda 2063. The substantial confluence of Agenda 2063 goals, African Development Bank's (AfDB) High 5s and the Sustainable Development Goals (SDGs) made the report a significant tool to simultaneously track progress and assess performance on both the continental and global development agendas.

This is the Second Continental Progress Report on Agenda 2063. It shows that Agenda 2063 initiatives have gained substantial momentum and underscores Africa's determination to realise its 50-year development plan. In all, 38 AU Member States have submitted their country-level performance reports. This highlights progress made at the continental, regional and national levels towards the expected targets in 2021 and the prevailing challenges to achieve a prosperous Africa based on inclusive growth and sustainable development.

We invite the African fraternity, our friends and development partners here and abroad to use this report as a basis for strengthening our collective commitment and accountability towards realising "The Africa We Want."

# Preface



*Dr Ibrahim Assane Mayaki*

**Chief Executive Officer  
African Union Development Agency - NEPAD**

Africans have resolved to re-write and own their development story and are pursuing the goals and targets outlined in Agenda 2063. Tracking, reporting and reflecting collectively on the implementation of Africa's development blueprint is integral for assessing progress made towards realising "The Africa We Want".

As part of this process, AUDA-NEPAD and AUC updated the data entry, analysis, visualisation and reporting tools and templates of the approved AU standard methodology for reporting on the implementation of Agenda 2063. The updated tools, including digitised data management platforms, take into consideration the experiences and feedback from AU Member States in the preparation of the first biennial reports on the implementation of Agenda 2063.

Subsequently, AUDA-NEPAD, AUC and the African Development Bank (AfDB), in collaboration with the other component institutions of the AU Technical Working Group on Monitoring and Evaluation, provided technical support to AU Member States in preparing their country-level progress and performance reports on the domestication and implementation of Agenda 2063. In preparing the reports stakeholders were unwavering in their commitment to validate country reports using different platforms. This validation marked the start of stakeholders' deepening ownership of the report. It also served as a foundation for defining specific aspects pertaining to the enhanced implementation of National Development Plans in line with the goals and targets of Agenda 2063.

This Second Continental Report on the Implementation of Agenda 2063 is an evidence-based assessment of 38 country-level reports. We commend AU Member States' high-level commitment to accomplishing Africa's development objectives. This is clearly visible from the increased number and enhanced quality of country-level reports vis-à-vis the first continental progress report.

It is evident that Africa has made significant progress in several domains. This can, in-part, be attributed to better planning, closer collaboration around the common Agenda 2063 targets, and improved governance. Despite this, there has been slow progress in some areas for several reasons including limited capacity for implementation. This was exacerbated by the global COVID-19 pandemic that has severely impacted all socio-economic aspects of life in Africa. It is clear that we must urgently re-calibrate investment portfolios in light of the reduced fiscal space at all levels of implementation of Africa's development agenda.

We have also noted the need to strengthen human and institutional capacity in data and knowledge management. The low scores in some priority areas of Agenda 2063 can be explained, in part, by missing or insufficient data. To this end, the Technical Working Group will continue to provide technical support at national, regional and continental levels to strengthen data and knowledge management of Agenda 2063.

This report is a rich source of important information which can help us all to collectively review, reflect upon and act collectively to fast-track the implementation of Africa's Agenda 2063.

# Message



*Dr Akinwumi Adesina*

**President of the African  
Development Bank Group**

The global economy is once again in the crippling grip of a new wave of the COVID-19 pandemic. Africa continues to be severely affected. The continent's projected 3.4 % GDP growth in 2021 will depend on greater access to vaccines, resumption of economic activity, a rebound in commodity prices, the easing of pandemic-induced restrictions, and the operationalisation of the Africa Continental Free Trade Area (AfCFTA).

In this context, the Second Continental Report on the Implementation of Agenda 2063 – which builds on lessons from the first edition – takes on a renewed significance. I commend the African Union Commission (AUC) and the African Union Development Agency-NEPAD (AUDA-NEPAD) for their leadership in producing this insightful, candid, and evidence-based assessment of progress made in the implementation of Agenda 2063. AUDA-NEPAD and the AUC made significant investments to ensure country ownership, improve data collection and analysis, and strengthen monitoring and reporting using new digital platforms and dashboards. The African Development Bank Group applauds these efforts and is honored to have been a close partner in this process.

The findings of the second report are encouraging, considering the constraining context caused by the COVID-19 pandemic. Across the continent, governments are implementing comprehensive socioeconomic programmes despite tight or marginal fiscal spaces. The report points to a mix of achievements and challenges. While noting real progress on several flagship projects such as the AfCFTA and the Pan-African e-Network, the report stresses that much more remains to be done with respect to many aspirations and goals. Notable challenges include the need to strengthen institutional capabilities at all levels, to create more decent jobs, and to improve the quality of life of Africans, especially vulnerable populations. The report also underscores the need to bridge infrastructure gaps, accelerate industrialisation, increase agricultural productivity, and create climate resilient economies.

As Africa's premier development finance institution, mandated by the African Union to lead and coordinate resources mobilisation for the implementation of Agenda 2063, the African Development Bank Group has aligned its Ten-Year Strategy and five related operational priorities (High 5s) with the aspirations and goals of Agenda 2063. An independent study by the United Nations Development Programme found that achieving the High 5s would result in achieving over 90 percent of both Agenda 2063 and the Sustainable Development Goals for Africa.

I am pleased to report that our investments in the High 5s have helped more than 16 million people to benefit from improved agricultural technologies. Moreover, 8.3 million Africans benefited from new or improved access to water and sanitation. A further 9.2 million people were provided with improved access to transport and more than 260,000 people benefited from new or improved electricity connections.

These results indicate achievements by African countries and reflect the overall progress to date in the implementation of Agenda 2063. These are Africa's success stories. They demonstrate that despite difficult circumstances, Africa continues to be resilient, guided by smart policies, supported by committed leaders, buoyed by the energy and vitality of its people, and supported by development partners.

By the time the next biennial report is commissioned, the African Development Bank Group will have embarked on its successor Ten-Year Strategy. As with the first one, our second Ten-Year Strategy will be anchored, closely aligned, and commensurately resourced to support the implementation of Agenda 2063.

Together, we will create the "Africa We Want."

# Acknowledgments

This is the second continental-level report on the implementation of the First Ten-Year Implementation Plan of Agenda 2063. The report was compiled by the AU Technical Working Group on Monitoring and Evaluation, led by the African Union Development Agency (AUDA-NEPAD) and the African Union Commission (AUC). The preparation of the continental-level report drew heavily from analyses of country and regional-level reports featuring the progress and performance on the implementation of Africa's development blueprint.

Thank you to the 38 AU Member States that prepared and shared their progress reports on the implementation of Agenda 2063. The 38 are the following: Algeria, Benin, Botswana, Burundi, Burkina Faso, Cape Verde, Chad, Cote D'Ivoire, Egypt, Eswatini, Equatorial Guinea, Ethiopia, Ghana, Guinea Conakry, Kenya, Lesotho, Liberia, Madagascar, Malawi, Mauritania, Mauritius, Morocco, Namibia, Niger, Nigeria, Rwanda, Saharawi Rep. Senegal, Seychelles, Sierra Leone, South Africa, South Sudan, Tanzania, Togo, Tunisia, Uganda, Zambia and Zimbabwe.

We are particularly thankful to the Ministerial and Ambassadorial Committee on Agenda 2063 for their technical guidance and political support in the preparation of the report.

We are grateful to all the AUC departments that provided content, especially on the AU flagship projects, to augment the submissions received from RECs.

Thank you to the AU Technical Working Group, under the leadership of Mr Mesfin Tessema, former AUC Director of the Office of Strategic Planning and Delivery (OSPD), and Mr Martin Bwalya, AUDA-NEPAD Acting Director of Knowledge Management, Centres of Excellence and Programme Evaluation (KMPE). The Technical Working Group was comprised of Mr Abdelkreem Y. Ezaldin (AUC), Mr Shumba Tichawona (AUC), Mr Jacques Mukwende (AUC), Mr Charles Wangadya (AUC), Mr Oitsile Sethunyiwe (AUC), Ms Josephine Etima (AUC), Ms Selamawit Mussie (AUC), Ms Rosette Randrianarivelo (AUC), Mr Scelo Zibagwe (AUC), Mr Kabirou Elhadji Lalo Mahaman (AUC), Ms Kwaci Pio Deng (AUC), Ms Ngabirano Jane (AUC), Mr Edem Messa-Gavo (ACBF), Ms Sara Tawfik Hamouda (APRM), Mr Abibu Tamu (JSSO/ AfDB), Ms Abiola Shomang (AUDA-NEPAD), Ms Andriette Ferreira (AUDA-NEPAD), Ms Boitumelo Mabusela (AUDA-NEPAD), Dr Gideon Nimako (AUDA-NEPAD), Dr Olalekan Akinbo (AUDA-NEPAD) and Mr Simon Kisira (AUDA-NEPAD).

# Acronyms

<b>ACA</b>	Administrative Control Authority
<b>ACB</b>	African Central Bank
<b>ACBF</b>	Africa Capacity Building Foundation
<b>ACDEG</b>	African Charter on Democracy, Elections and Governance
<b>Africa CDC</b>	Africa Centre for Disease Control and Prevention
<b>AfCFTA</b>	Africa Continental Free Trade Area
<b>AfDB</b>	African Development Bank
<b>AfSA</b>	Africa space agency
<b>AGA</b>	African Governance Architecture
<b>AIB</b>	Africa Investment Bank
<b>AMA</b>	African Medicines Agency
<b>AMF</b>	African Monetary Fund
<b>AU</b>	African Union
<b>AUC</b>	African Union Commission
<b>AUDA-NEPAD</b>	African Union Development Agency-NEPAD
<b>AXIS</b>	African Internet Exchange System
<b>CAADP</b>	Comprehensive Africa Agriculture Development Programme
<b>CEN-SAD</b>	Community of Sahel-Saharan States
<b>COMESA</b>	Common Market for Eastern and Southern Africa
<b>DRM</b>	Domestic Resource Mobilisation
<b>EAC</b>	East African Community
<b>ECCAS</b>	Economic Commission of Central African States
<b>ECOWAS</b>	Economic Commission of West African States
<b>FTYIP</b>	First Ten-Year Implementation Plan
<b>GBV</b>	Gender-Based Violence
<b>GDP</b>	Gross Domestic Product



<b>GMA</b>	Great Museum of Africa
<b>GNI</b>	Gross National Income
<b>ICT</b>	Information and Communications Technology
<b>IGAD</b>	Intergovernmental Authority on Development
<b>JSSO</b>	Joint Support Secretariat Office
<b>MSMEs</b>	Micro, Small and Medium Enterprises
<b>MW</b>	Megawatt
<b>NDC</b>	Nationally Determined Contributions
<b>NTBs</b>	Non-Tariff Barriers
<b>ODA</b>	Official Development Assistance
<b>PIDA</b>	Programme for Infrastructure Development in Africa
<b>PMPA</b>	Pharmaceutical Manufacturing Plan for Africa
<b>PPE</b>	Personal Protective Equipment
<b>PRC</b>	Permanent Representatives Committee
<b>REC</b>	Regional Economic Community
<b>SAATM</b>	Single African Air Transport Market
<b>SADC</b>	Southern African Development Community
<b>SDGs</b>	Sustainable Development Goals
<b>STC</b>	Specialised Technical Committee
<b>STEM</b>	Science, Technology, Engineering and Mathematics
<b>TB</b>	Tuberculosis
<b>UMA</b>	Arab Maghreb Union
<b>UN</b>	United Nations
<b>UNECA</b>	United Nations Economic Commission for Africa
<b>USD</b>	United States Dollars







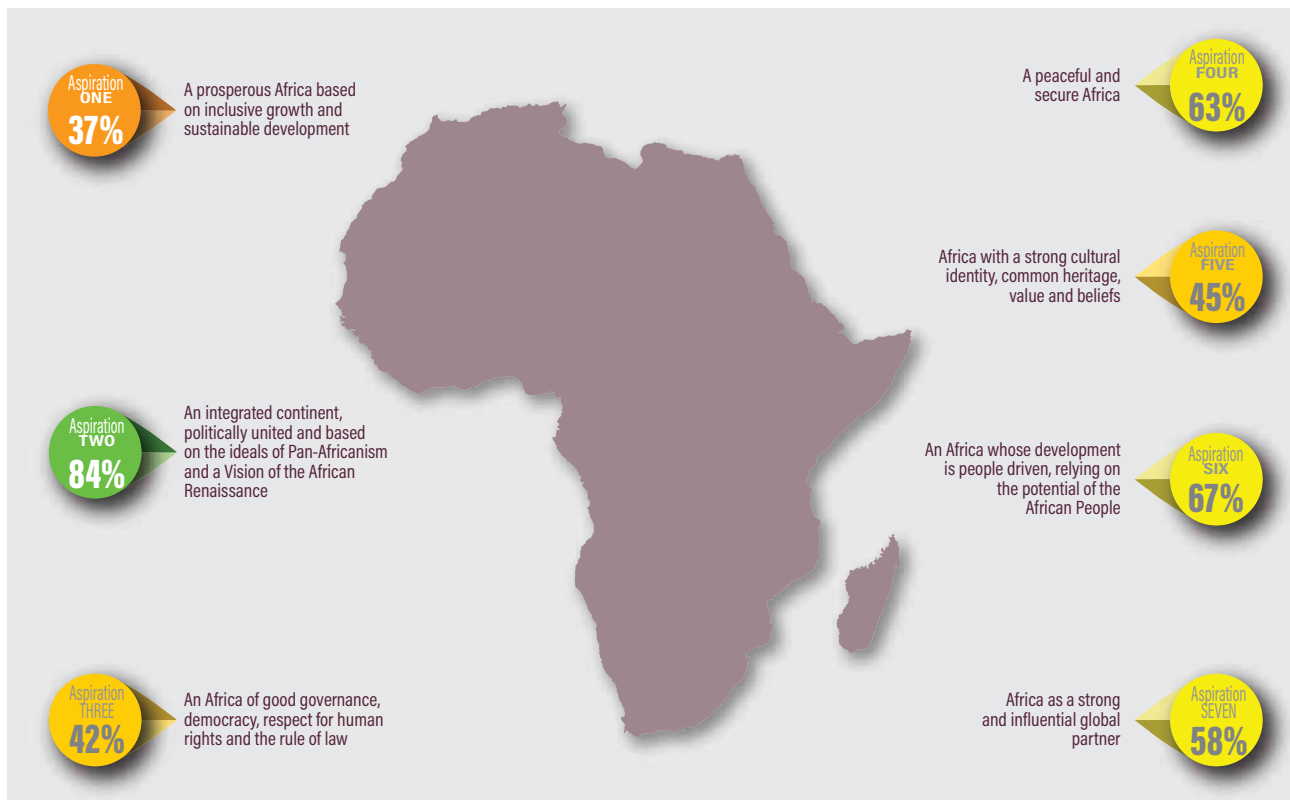
# Executive Summary

## Background

Agenda 2063 is Africa's development blueprint to achieve inclusive and sustainable socio-economic development over a 50-year period. The continent aims to achieve this objective through the realisation of five ten-year implementation plans. The First Ten-Year Implementation Plan of Agenda 2063, spanning 2014 to 2023, outlines a set of goals, priority areas and targets that the continent aims to achieve at national, regional and continental levels. Against this background, the African Union Commission (AUC) and the African Union Development Agency (AUDA-NEPAD) were tasked by policy organs of the African Union to coordinate and prepare continental-level biennial performance reports to track progress made towards the goals and targets of Agenda 2063.

This second continental-level report consolidates progress reports from 38 of the 55 AU Member States. The report analyses progress made on the implementation of Agenda 2063 against 2021 targets.

## Continental Progress at Aspiration-level



Africa embarked on the implementation of its First Ten-Year Implementation Plan by domesticating Agenda 2063 in and implementing it through national and regional development strategies, achieving an aggregate score of 51% against the 2021 targets. Overall, the continent performed quite strongly and better than it did in 2019.

At aspirational level, Africa recorded a positive upward trend in respect of all seven aspirations vis-à-vis the 2021 targets. The continent made significant progress in the attainment of **Aspiration 2 "An integrated continent politically united and based on the ideal of Pan-Africanism and the Vision for Africa's Renaissance"**. The strong performance of 84% was realised mainly through progress in the signature and ratification of the African Continental Free Trade Agreement (AfCFTA) which came into effect on 1 January 2021, and the establishment and operationalisation of a well-functioning AfCFTA Secretariat in Accra, Ghana. During the period

under review there was significant progress in this domain, evidenced by improvements in road networks, air transport, electrification and ICT.

Similarly, progress was recorded in the attainment of **Aspiration 4 "A peaceful and secure Africa"** with an overall performance of 63% against the 2021 targets, although performance varied across parameters and countries.. The data received from Member States indicates a significant decline in the number of deaths emanating from armed conflict and from religious and ethnic disagreement and intolerance.

In the pursuit of **Aspiration 7 "Africa as a strong influential partner"**, the continent achieved an overall commendable performance of 58% evidenced by the proportion of public sector budget funded by national capital markets as well as the proportion of official development assistance (ODA) in national budgets. The continent did not, however, meet the 2021 target of increasing total tax revenue as a percentage of GDP to ensure that Africa takes full ownership of her development efforts.

With a 67% score, there was also significant progress under **Aspiration 6 "An Africa whose development is people-driven, relying on the potential of the African People, particularly its Women and Youth and caring for children"**. During the period under review, the continent registered a slight increase in the proportion of women in the agricultural population who have ownership or secure rights over agricultural land, as well the proportion of seats held by women in national parliaments, regional and local bodies. However, Africa did not meet youth-related goals and targets, registering only a minimal reduction in youth unemployment rates. This moderate performance is also due to an increase in rates of child labour and children marriage.

There was moderate progress of 45% with regards to **Aspiration 5 "An Africa with a strong cultural identity, common heritage, shared values and ethics"**. This is due largely to the weak integration of indigenous African culture, values and language into primary and secondary school curricula.

2

Africa achieved low progress for **Aspiration 1 "A prosperous Africa based on inclusive growth and sustainable development"** with an overall score of 37% against the 2021 targets. This can be attributed mainly to a decrease in GDP per capita from USD3,170 in 2019 to USD2,910 in 2021 and high employment rates. Notwithstanding the moderate performance under this aspiration, there was commendable progress in access to electricity and internet. Furthermore, there were substantial gains in health-related goals including increased access to sexual and reproductive health services and reduced maternal mortality.

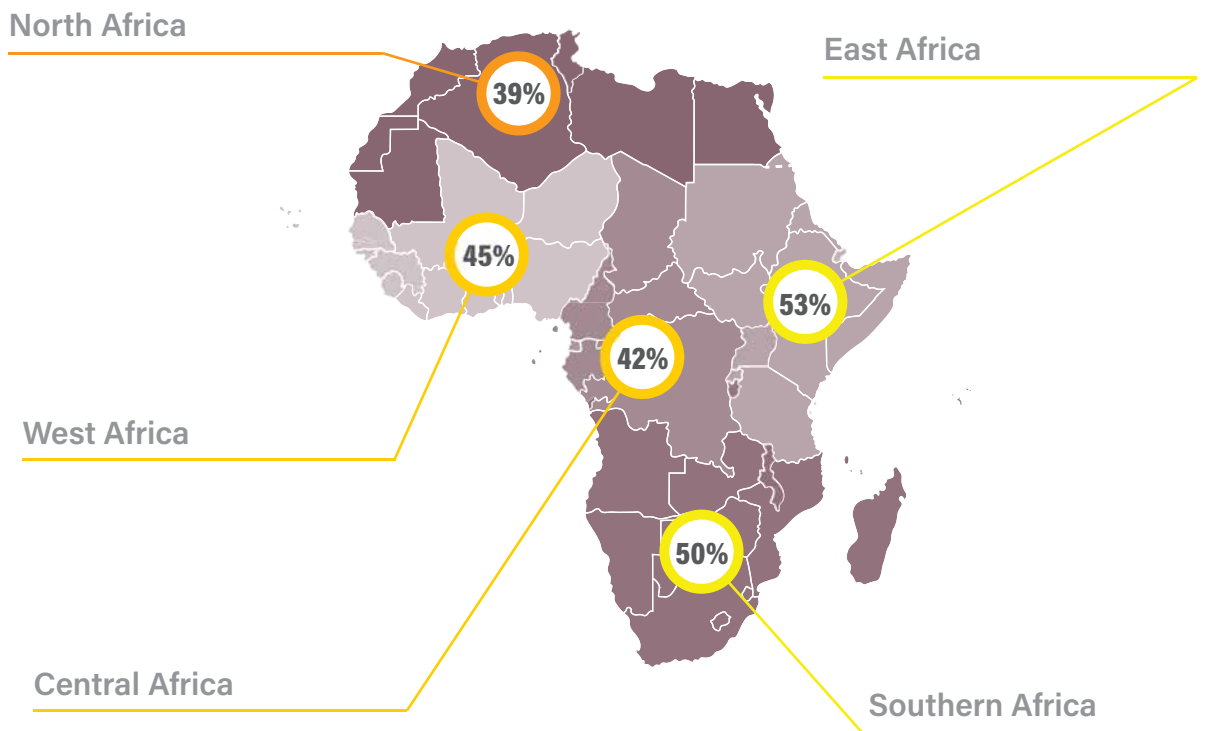
There was an overall weak performance of 42% for **Aspiration 3 "An Africa of good governance, democracy, respect for human rights, justice and the rule of law"** mainly due to low scores for capable institutions and transformed leadership at all levels. Nevertheless, most Member States had a satisfactory performance. They reported progress in promoting good governance, democratic values and practices, including the domestication of the African Charter on Democracy, Election and Governance.

At regional level, East Africa recorded the highest performance with an aggregate score of 53% against the 2021 targets, followed by Southern Africa with 50%. West Africa scored 45%, Central Africa 42% and North Africa 39%.

## **Progress on the implementation of Agenda 2063 Flagship Projects**

Africa has made progress in implementing the 15 Agenda 2063 Flagship Projects. The greatest progress occurred with the operationalisation of the African Continental Free Trade Area (AfCFTA). Currently, 54 AU Member States have signed the AfCFTA Agreement, 42 Member States have ratified it, and 39 have deposited their instruments of ratification. This demonstrates a high level of political commitment to achieving market integration in Africa. On trade in goods, Member States have made commitments to substantially liberalise all trade by eliminating tariffs

## Regional Progress at Aspiration-level<sup>1</sup>



on 97% of tariff lines over a specified period of time. The remaining 3% of tariff lines relate to products with tariff reduction possibilities. So far, 43 countries representing 78% of AU membership have submitted their tariff offers.

There was progress in the implementation of the Pan-African E-Network, which aims to establish policies and strategies to create transformative e-applications and services in Africa, especially the intra-African broadband terrestrial infrastructure and cyber security. The Agreement has been signed by 48 of the 55 AU Member States.

There was progress in the implementation of the Single African Air Transport Market (SAATM), which aims to strengthen intra-regional connectivity between the capital cities of African countries and ensure the availability of a single unified air transport market in Africa. Thirty-five AU Member States, which constitute 89% of intra-Africa air traffic, have signed the solemn commitment to support the full operationalisation. Furthermore, the regulatory instruments for the implementation of the SAATM have been drafted. These include consumer protection regulations, competition regulations and the rules of procedures of the SAATM Executing Agency, the African Civil Aviation Commission (AFCAC). AFCAC is coordinating the domestication of these instruments in Member States.

<sup>1</sup> While the base values and actual values, in absolute terms, of the indicators may be better in some countries than in others, the performance during the period may not reflect this, as performance is based on relative change in scores between base values in 2013 and actual values in 2021.

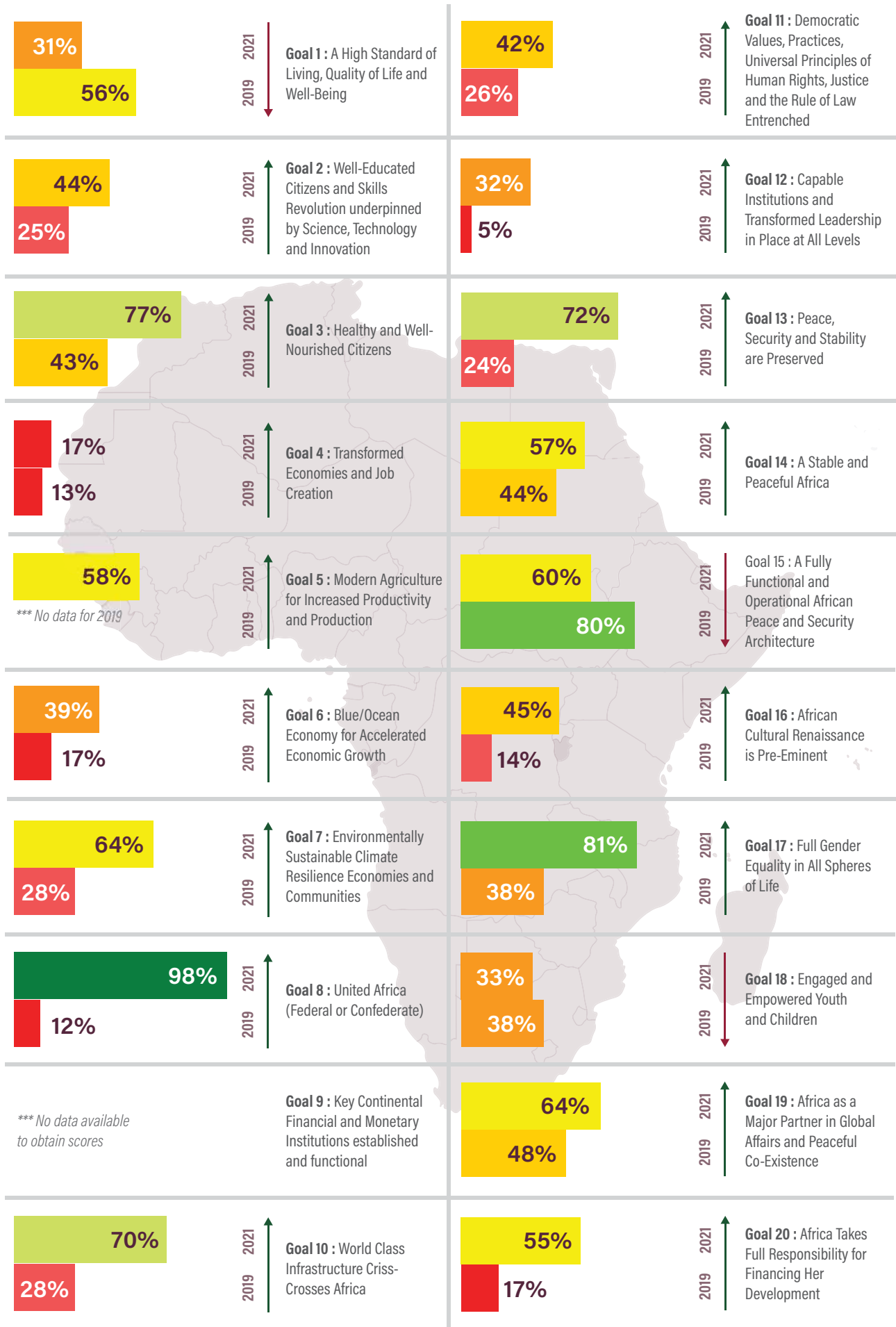
Some AU Flagship Projects have registered slow progress over the last two years, partly owing to the COVID-19 pandemic. This is also due to the slow pace of signature and ratification of the protocols for the various Flagship Projects, inadequate financial and human resources as well as weak domestication of Agenda 2063 in AU Member States.

### Impact of COVID-19

Over the last two years, Africa has suffered from the devastating effects and impacts of the global COVID-19 pandemic, affecting lives and livelihoods and stifling development efforts across the continent. Although the continent has recorded lower rates of infections and deaths than other regions of the world, COVID-19 threatens to reverse the socio-economic gains achieved by the continent in the implementation of Agenda 2063's First-Ten-Year Implementation.

While Africa realised a much better performance in 2021 compared to 2019, the pandemic has put immense fiscal pressure on African governments. As a result of the unexpected socio-economic and health burden of COVID-19, the continent's economic output contracted significantly, pushing many countries into recession. A study by the AfDB estimated that 30 million Africans were pushed into extreme poverty in 2020 and 39 million are at risk in 2021 (AfDB, 2021). This is mainly attributed to various restrictive and containment measures, such as border

# Continental Performance by Agenda 2063 Goals



closures and lockdowns put in place to curb the spread of the coronavirus. Considerable resources were invested by African governments in national health systems to address increasing COVID-19 infections while providing essential health care services. These additional resources notwithstanding, the pandemic has set back several health-related performance targets and increased vulnerabilities among populations.

In spite of all this, African governments have demonstrated unwavering commitment to contain the spread of the virus and have worked collaboratively from COVID-19 surveillance and control to humanitarian relief and resource mobilisation to mitigate the health, social and economic impacts of the pandemic at national, regional and continental levels.

### Domestication of Agenda 2063

As a critical measure for the effective implementation of Agenda 2063 at all levels, concerted efforts were made to integrate the aspirations, goals and priorities of Agenda 2063's First Ten-Year Implementation Plan in continental, regional and national development frameworks. As an integral component of these efforts, active participation of multi-stakeholders, including state and non-state actors, sub-regional intergovernmental and inter-parliamentary bodies, civil society organisations and other state actors proved critical in ensuring ownership and subsequently enhancing sustainability of the development process. Furthermore, and in light of the high levels of convergence between the UN Sustainable Development Goals (SDGs), the AfDB's High 5s and Agenda 2063's First Ten-Year Implementation Plan, deliberate efforts are increasingly being made to ensure that the three development agendas are domesticated at the different levels in a more effective and coordinated manner.

### Domestic Resource Mobilisation

The Executive Council approved the Agenda 2063 Financing and Resource Mobilisation Strategy on Domestic Resource Mobilisation (DRM). The Council further requested the AUC and the AfDB, in close collaboration with the United Nations Economic Commission for Africa (UNECA) and AUDA-NEPAD to prepare an Agenda 2063 Financing and DRM Roadmap and Guide. The latter had to be based on the already adopted Agenda 2063 Financing, DRM and Partnership Strategy for widespread dissemination to Member States and in close collaboration with RECs.

To operationalise the DRM strategy, the AUC held a series of joint technical meetings with the AfDB, UNECA and AUDA-NEPAD with the objective of forming a resource mobilisation platform to spearhead this process. This culminated in the official launch of the DRM Technical

Working Group (TWG). Subsequently, the DRM Technical Guides were developed in three broad thematic areas, namely: fiscal and revenue mobilisation, innovation in DRM as well as savings and investment. The intended outcome of the TWG's recommendations is to mobilise the resources needed (funding, human and logistical) to implement Agenda 2063. To this end, efforts are underway to action the DRM strategy and recommendations made by the TWG.

## Recommendations

### Increased Political Support and Accountability

Attaining Agenda 2063 is largely dependent on strong political commitment, including accountable institutions and capacities to support implementation, monitoring and reporting of Africa's 50-year development blueprint.

- Undertake multi-stakeholder collective reviews, joint reflection, peer learning and mutual accountability on Agenda 2063 implementation and reporting.
- Establish and operationalise institutional mechanisms for popularising, tracking, reporting and discussing Agenda 2063 at national and sub-national levels.
- Work with national and regional agencies (and stakeholders) to implement policies and programmes that accelerate progress towards National Development Plan (NDP) goals and Agenda 2063 targets.

### Strengthened Programming

As the First Ten-Year Implementation Plan of Agenda 2063 is coming to an end and preparations for the Second Ten-Year Implementation Plan are underway, it will be important to undertake empirical studies (e.g., foresight studies) on key interventions required across Africa's development trajectory, especially in the context of the COVID-19 pandemic. These interventions need to be focused on COVID-19 recovery, stabilisation and revitalisation of African economies. In particular:

- Place greater focus and investments in the immediate and short-term in specific priority areas that are more likely to trigger accelerated socio-economic recovery and growth.
- AU Continental institutions – based on their core mandates to support the development and deployment of new tools, approaches and institutional capacity support for Member States and RECs for improved integrated national policy development, planning and implementation of Agenda 2063.
- Strengthen the capacities of AU Member States and RECs to develop bankable projects; work closely with African finance institutions, such as the African



Development Bank, to identify and design bankable projects. This will cause plausible pathways to emerge for realising the targets in Agenda 2063's Ten-Year Implementation Plans.

- Lessons learnt and challenges faced during the implementation of the First Ten Year Implementation Plan should guide the evaluation of the First Ten Year Implementation Plan and the formulation of the Second Ten Year Implementation Plan.

#### Data Management and Knowledge Capitalisation

The assessment of the continent's progress on the implementation of Agenda 2063 relies predominantly on availability of data and information, therefore National Statistical Systems should be strengthened.

- Devote more technical support towards strengthening data and statistical capacities at sub-national, national, regional and continental levels.
- Strengthen the institutional architecture for national and regional data governance.
- Commit human and financial resources for strengthening statistical and data capacities to ensure data availability for accurate reporting and impact evaluation.
- Strengthen peer learning and mutual support through identification, development and dissemination of best practices and the establishment of knowledge sharing platforms.
- Work with national stakeholders to strengthen feedback loop mechanisms to understand the state of socioeconomic systems and guide actions to be taken to effect change.

#### Resource Mobilisation

It is important to promote an integrated financing framework that minimises duplication, leverages economies of scale and optimises the use of resources in financing the implementation of Agenda 2063.

- AU Member States, AfDB and other African financing institutions to re-commit funding at least 75% of Agenda 2063's programme budget.
- Fast-track the roll-out of Agenda 2063 Financing, Domestic Resource Mobilisation and Partnership Strategy among AU Member States to mobilise domestic resources in support of implementing Agenda 2063 programmes and projects at regional and national levels.
- Dedicate a proportion (0.1%) of the national budget as financial support for reporting on the implementation of Agenda 2063.
- Deepen collaboration and leverage political support on addressing illicit financial flows and financial leakages.

## Conclusion

The outbreak of the global pandemic ushered in a new wave of fiscal pressure on African governments. This, together with other structural difficulties, including low technical and financial capacities for execution impacted the progress and the performance of the Continent on the implementation of Agenda 2063.

The challenges notwithstanding, Africa performed quite strongly and evidently better than it did in 2019. At aspiration level, the continent recorded a positive upward trend for most of the 20 goals, with an overall score of 51% against the 2021 targets compared to the 32% score registered in 2019. The improvement in performance scores is in-part attributed to increased efforts made by AU Member States to populate the data entry and analysis template.

The Continent made notable progress in the implementation of the 15 African Union Flagship Projects. Noteworthy was the progress made on operationalising the African Continental Free Trade Area. The Continent also registered progress in the implementation of other flagship projects, albeit at varied levels.

On institutional arrangements to fast-track the implementation of Agenda 2063, the collaboration between the African Union Commission and the African Union Development Agency has proved to be a unique opportunity for concerted efforts to address some of Africa's pressing challenges. Beyond AUC and AUDA-NEPAD, the collaboration includes the African Capacity Building Foundation (ACBF), the African Peer Review Mechanism (APRM) and the African Development Bank (AfDB) and works to support the monitoring, capacity strengthening, financing and implementation of Agenda 2063. This collaboration has given AU Member States strong impetus to work collaboratively towards achieving the shared development vision of Africa's transformation agenda: "The Africa, We Want."

Overall, Africa has continued to demonstrate an unwavering resolve towards achieving the vision of Agenda 2063, even in the face of challenging realities in the socio-economic ecosystem. Despite the remarkable progress made by African countries in implementing the First Ten Year Implementation Plan of Agenda 2063, the Continent with the current trend, will not be able to achieve some of the targets of the First Ten Year Implementation Plan by 2023.





# Introduction

Agenda 2063 is Africa's development blueprint for attaining inclusive and sustainable socio-economic growth and development. The continental agenda was adopted by African Heads of State and Government during the golden jubilee celebrations of the Organisation of African Unity (OAU) / African Union (AU) in May 2013. Agenda 2063 seeks to deliver on a set of seven development aspirations, each with its own set of goals purposed at moving Africa closer to achieving "The Africa We Want."

The blueprint contains key activities to be carried out in five ten-year implementation plans which will ensure that Agenda 2063 delivers both quantitative and qualitative transformational outcomes for Africa's people over a 50-year timeframe.

In 2016, African Heads of State and Government agreed on urgent and necessary institutional reforms of the African Union, given the role the AU is expected to play in driving and achieving the Agenda 2063 vision of inclusive economic growth and development. President Paul Kagame of Rwanda was mandated by the AU Assembly in July 2016 to lead the reform process. The outcomes of various studies and the subsequent Decision on the AU Reforms highlight, inter alia, the need to focus on key priorities with continental scope, namely to: Realign AU institutions; Connect the AU to its citizens; Manage the business of the AU efficiently and effectively; and Finance the AU sustainably.

To ensure systematic monitoring and reporting on the progress and performance of domesticating and implementing Agenda 2063 at national, regional, and continental levels, AUC and AUDA-NEPAD were tasked to coordinate the preparation and submission of Agenda 2063 biennial continental progress reports to AU policy organs. In 2019, AUC and AUDA-NEPAD developed an empirical research methodology that guides national, regional, and continental AU bodies on how to report on the implementation of Agenda 2063. The first continental-level report was presented at the 33rd AU Summit in February 2020 by H.E. Alassane Ouattara, President of the Republic of Côte d'Ivoire and AU Champion of Agenda 2063.

This is the second biennial report on the implementation of Agenda 2063, which is an empirical assessment of country-level performance reports submitted by 38 AU Member States. The report reveals the progress made in the attainment of the goals and targets outlined in Agenda 2063's First Ten-Year Implementation Plan. It also highlights emerging results from investments made to spur socio-economic development in prioritised areas of National and Regional Development Plans.

The report draws on the findings of the First Continental Progress Report against the 2019 targets and features select good practices, case studies and recommendations made by Member States to upscale the implementation of Agenda 2063. In addition, continental, regional and national performance is assessed in the context of the prevailing COVID-19 pandemic.

Finally, the report features country-level dashboards in the annexures. Each country's performance is an assessment of progress made from the base value to the actual value in 2021 vis-à-vis the expected value in 2021. Thus, each country assessment is made against its own expected level of achievement of the respective targets as deduced from the 2023 target. In this way, comparisons across countries and regions indicate the performance as deduced from the relative levels of change made towards their respective expected 2021 values and are not the absolute values of their development status.







# Methodology Used in Reporting on Agenda 2063

This Second Continental Report was preceded by a rigorous preparatory process, guided by a standard methodology with its associated tools and templates. The methodology adopts variance analyses along three data points, namely the base-value (2013), the expected value (as at 2021) – derived from the 2023 targets as defined in the First Ten-Year Implementation Plan, and the actual value in 2021.

The process is framed around a set of core indicators and involves multi-stakeholder participation at different stages of the preparation of the report. This includes data validation and a review of the quality of the narrative report by technical staff at country and regional levels, the Ambassadorial Committee on Agenda 2063, and the technical team of the AU Champion on Agenda 2063, among others.

The report draws input from three principal data and information sources: country-level reports on the implementation of the First Ten-Year Implementation Plan of Agenda 2063; REC performance reports on Agenda 2063; and AUC Department reports on the Continent's progress in implementing the AU Flagship projects. Prior data collection occurred through various national and regional systems, with RECs and Member States entering their own approved national data. The entire process involved specific focus on data entry, analysis and reporting. The data entry process drew heavily on official data. The strong links between Agenda 2063 and the SDGs allowed Member States to use data from their Voluntary National Reports in preparing this report.

In addition, the experiences and lessons from the inaugural report were very useful in preparing this report, which followed a four-stage process as outlined below:

10

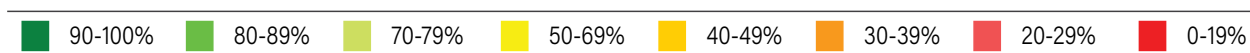
- a. The AU Technical Working Group on the Monitoring and Evaluation of Agenda 2063 reviewed and updated the set of tools required for data entry, analysis, visualisation and reporting, based on AU's standard methodology for reporting on Agenda 2063. The enhancements included, among others, new additions to the set of core indicators, highlights of best practices, and featuring significant development-related occurrences such as COVID-19.
- b. Member States and RECs then received technical support in the preparation of their country and regional-level reports. The support offered through virtual and physical platforms was delivered in five regional-level orientation sessions covering East, Central, North, West and Southern Africa. Member States and groups of countries also received follow-up technical support.
- c. Member States and RECs prepared their country and regional-level reports on the implementation of the First Ten-Year Implementation Plan of Agenda 2063 using a standard set of core indicators. Particular emphasis was placed on validation of data and the corresponding narrative reports at different stages.
- d. The AU TWG used the country-level data received from 38 Member States' reports to calculate weighted scores for each priority area, goal and aspiration. Individual performance ratings at regional and continental level were calculated for each indicator, priority area, goal and aspiration. The aggregate performance scores at country, regional and continental level are based on indexed scores of aspirations, capped at 100% as highest value and 0% as the minimum value.

The overall assessment of Member States' performance considers the fact that 2021 is the eighth year of the first ten-year span of Agenda 2063. In this regard, the indexed priority area scores as well as the associated goal, aspiration, country, regional and continental scores indicate the level of performance in relation to the expected levels as at 2021.

The analysis was made at aspiration, goal, priority area and indicator level using the data received from countries. The performance scores at aspiration, goal and priority area are calculated as aggregates of the values of associated indicators. The aggregate continental analyses at indicator level are weighted averages of data received from the 38 Member States.

It is important to note that the scores are not absolute values but rather depict the extent to which the respective targets have been achieved within the first eight years of the First Ten-Year Implementation Plan. In other-words, the scores presented are propensity scores and not absolute values for the achievement of targets. For easy interpretation of results, the performance is presented in the form of dashboards featuring the actual (2021) values versus the expected (2021) values, against the backdrop of the base (2013) values for each priority area, goal, and aspiration.

The dashboards feature three colour bands: Red, for scores between 0% and 39% and denoting poor performance; Orange, for scores between 40% and 70% and signifying moderately good performance; and Green, for scores above 70% and indicating good performance.



### Limitations and Caveats of the Methodology

Performance scores are based on the availability of both the base value and current value of the indicators in Member States' data entry template. Where no data has been provided, or data has been entered for only one data point, the analysis considered this as zero performance, which affected overall performance at all levels. Where data is unavailable, some of the resulting scores do not paint an accurate picture of progress made and the performance of countries, regions and the continent at large. While the base values and actual values, in absolute terms, of the indicators may be better in some countries than in others, the performance during the period may not reflect this, as performance is based on relative change in scores between base values in 2013 and actual values in 2021.

The indicators for some targets, priority areas and goals, such as the governance cohort, may not provide a comprehensive picture of the relevant performance. Consequently, the scores featured may not optimally present a strong basis, especially for assessing progress on some parameters. In such areas, deliberate efforts have

been made in the narrative report to provide deeper insights into the progress, including highlighting best practices and lessons learned.

The maturation period for some of the core indicators is longer than the biennial reporting cycle. In some instances, some of the countries that submitted reports in 2019 either used the same data value that was featured in the 2019 report, or used proxy data, administrative data, data harvested from other sources, extrapolated data, or they used data at the nearest data-point. The risks associated with using unofficial data and its impact on the quality of overall data and the report itself have been noted and will inform the construct of subsequent capacity strengthening efforts at national, regional and continental levels.

A few indicators do not apply to some countries. For example, the indicators on the High-Speed Railway Network are not applicable to island countries, and the indicator on preservation of coastal areas may be inapplicable to land-locked countries. In country, regional or continental computations, considerations were made to exclude such exceptional cases.

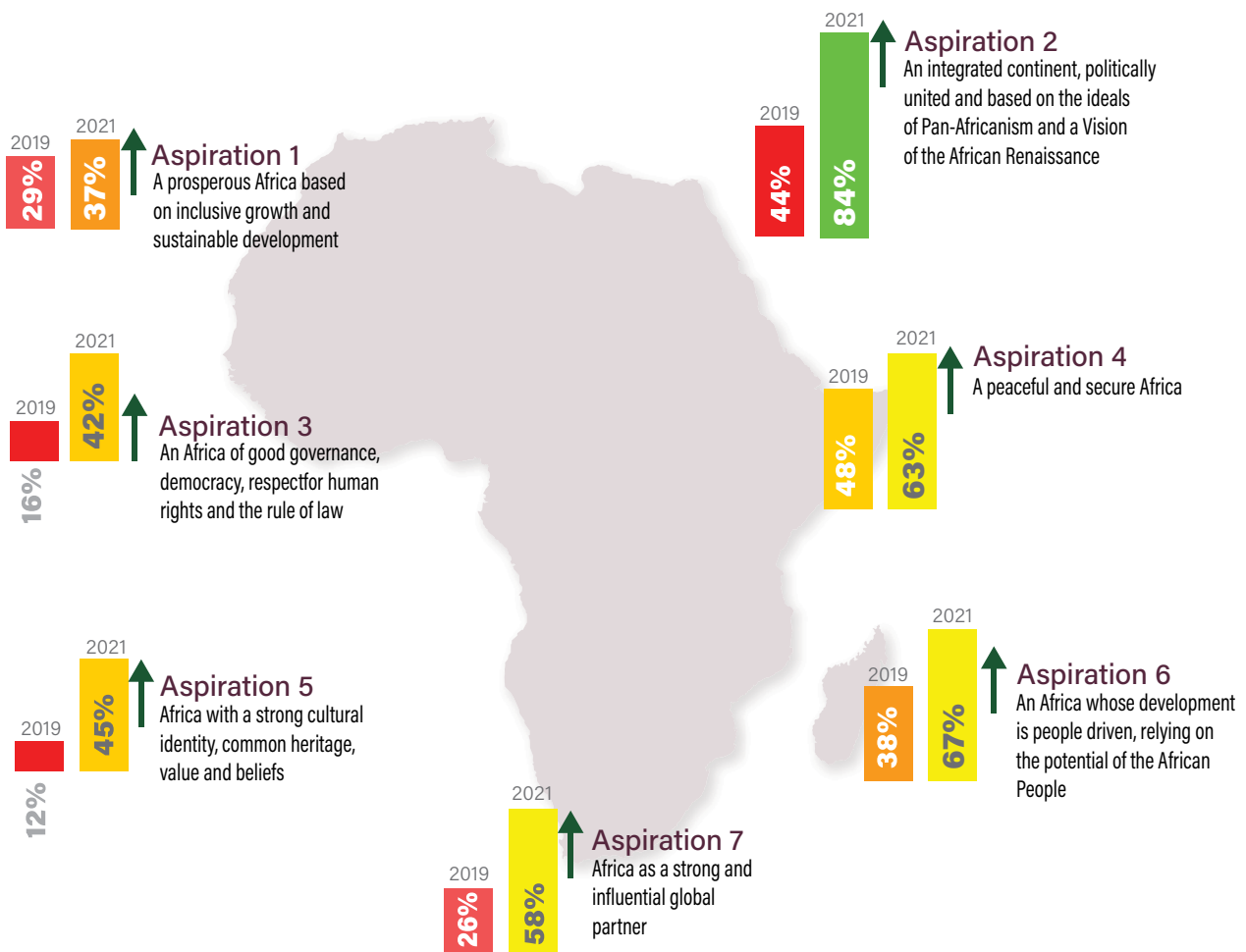






# Continental Performance on the Implementation of Agenda 2063

The implementation of Agenda 2063 at continental, regional, and national levels has progressed steadily during the reporting period. This is attributed to remarkable progress and achievements made towards the realisation of several goals and targets of the First Ten-Year Implementation Plan of Agenda 2063. This section of the report covers the continent's performance based on the analysis of progress made towards achieving the goals and targets under each of the seven aspirations. Below are the key findings from the analysis of data gathered from the progress reports of 38 Member States and other relevant sources including RECs, AU organs and continental institutions.







## Progress Towards the Achievement of Goals in Aspiration 1: A Prosperous Africa Based on Inclusive Growth & Sustainable Development

Overall Score  
**37%**

Africans aspire for sustained and shared prosperity, characterised by a high standard of living, and anchored on high quality and inclusive education that is driven by science, technology, and innovation. Furthermore, the "Africa we want" was envisioned as one in which all African citizens have full access to affordable and quality health care, as well as affordable and decent housing.

The 50-year vision also embodies structurally transformed economies that promote inclusive growth, achieved in part through entrepreneurship and decent jobs, modern agriculture for increased production, productivity and value addition, and economic diversification. Initiatives such as the blue economy, among others, were prioritised to usher in growth and strengthen healthy ecosystems for the preservation of Africa's natural environment.

During the period under review, Africa registered a varied performance among the goals under Aspiration 1. The Continent made significant progress in areas such as access to modern and liveable habitat, electricity, internet and health and nutrition. However, there was a relatively weak performance in other areas including increasing incomes, jobs and decent work and in the domains of reducing poverty, inequality and hunger. This pattern in performance is explained by a number of socio-economic factors, natural occurrences and the impact of the COVID-19 pandemic on various development parameters.

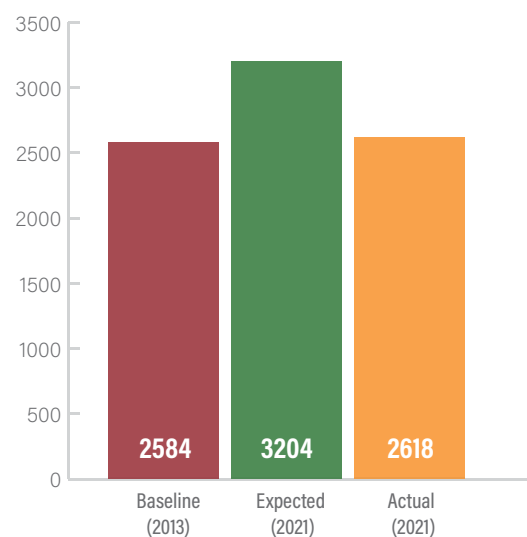


## Goal 1: A High Standard of Living, Quality of Life and Well-Being

The overall performance of the Continent on the first goal of Agenda 2063 was recorded at 31%, compared to the 56% score recorded in 2019. The relatively weak performance can be attributed, in part, to performance on specific parameters. For example, real GDP per capita was expected to increase significantly from USD 2,584 in 2013 to 3,204 in 2021, but instead registered a marginal increase to USD 2,618. Furthermore, the contraction in expected growth in African economies resulted in increased unemployment from 11% in 2013 to 15% in 2021. The Gini coefficient reduced marginally from 40.0 to 38.2 and did not meet the expected 2021 target value of 33.6. While the prevalence of undernourishment remained high at 24% between the two data-points, it fell far short of meeting the expected 2021 target value of 9%. The population with access to safe drinking water increased nominally from 55% to 64%, but remained far below the 2021 expected target value of 97%. Furthermore, the services increased marginally from 34% in 2013 to 44% in 2021, falling far below the 2021 expected target of 84%.

However, the continent registered commendable performance in specific areas. For example, the population with access to electricity rose from 51% to 64% although it did not meet the 2021 target of 72%. Similarly, the population

Figure 1: Real GDP (in USD) Per Capita in Africa



Source: Data received from AU Member States



with Internet access increased from 45% in 2013 to 72% in 2021, surpassing the 2021 target of 63%. In the same manner, the proportion of urban population living in slums and informal settlements or in inadequate housing dropped from 49% in 2013 to 45% in 2021, meeting the 2021 target of 45%.

The progress registered and the performance scores recorded against individual development parameters show that in some priority areas such as incomes, jobs and decent work, and poverty, inequality and hunger, the continent's overall performance was weak. This is attributable in part to the global macro-economic stress occasioned by the COVID-19 pandemic. In the same vein, the rather weak performance on the goal pertaining to improved standards of living in the period under review can be explained by the economic hardships that have required investment portfolios to shift significantly to hard-hit sectors that require urgent attention, thereby significantly reducing the volume of resources available in other sectors.

The weak performance notwithstanding, many countries adopted policies and implemented programmes to promote economic recovery and spur sustainable development. A few examples of efforts made by AU Member States are presented below.

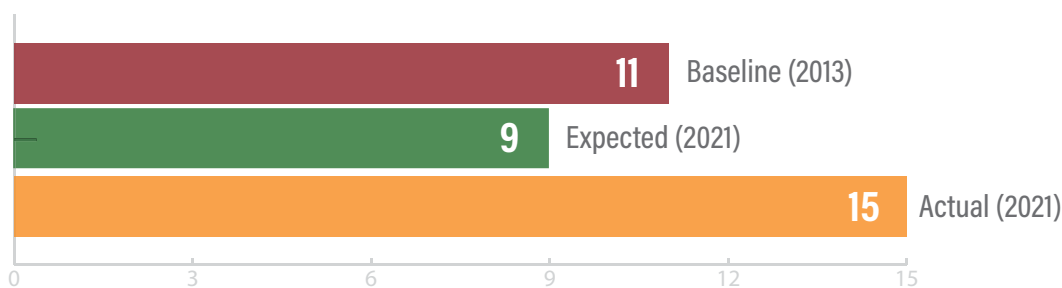
### Incomes, Jobs and Decent Work

For example, Egypt intensified the adoption and implementation of home-grown social and economic reforms due to civil turmoil experienced around 2010 that triggered appropriate structural reforms. This resulted in stabilising and rebuilding the economy especially from 2016 to 2020, thus enabling it to attain real GDP per capita of USD 3,058 in 2020. In Togo, Gross National Income (GNI) per capita rose to USD 1,122 in 2021 almost double the value in 2013.

While a number of countries recorded high unemployment rates, there were a few countries where unemployment rates were significantly reduced. In Togo, for example, unemployment rates fell from 6.4% in 2013 to 2.6% in 2019. This is partly explained by a number of Government-implemented economic relief and stimulus packages as well as youth employment programmes, thereby boosting employment opportunities for its citizens. Similarly, unemployment rates in Chad fell from 5.7% in 2013 to 2% in 2021.

Madagascar aligned national labour laws with ratified international conventions in an effort to provide decent work for its working population, especially the youth. National labour laws entitle the citizens of Madagascar to receive equal pay for equal work and seeks to eliminate all forms of discrimination. In Senegal, the Government adopted a national employment policy based on strengthening the efficiency and transparency of the labour market, as well as promoting self-employment in rural and urban areas.

Figure 2: Unemployment rate in 2013, 2021 (expected) and 2021 (actual)



Source: Data received from AU Member States

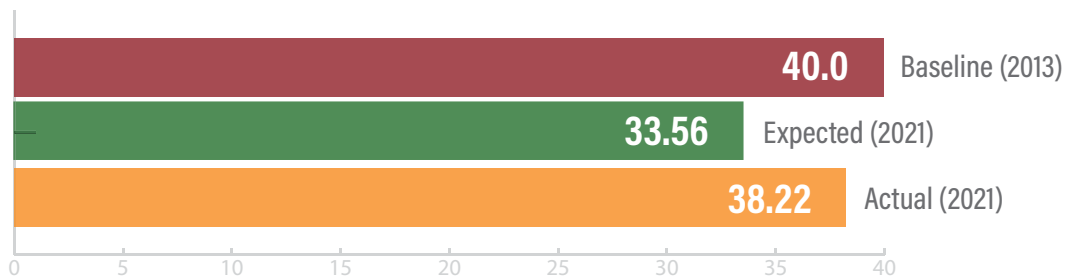


## Poverty, Inequality and Hunger

The Governments of Namibia, Chad, and Tunisia adopted social protection systems and safety nets that contributed to improved livelihoods and a consequent reduction in the proportion of the population living below the national poverty line. Similarly, in Chad, there was a notable reduction in the proportion of the population living below the national poverty line, dropping from 46.7% (2013) to 42.3% (2019), while in Namibia the proportion dropped from 8.6% (2013) to 7.9% (2019).

In Togo, the proportion of the population living below the national poverty line dropped from 58.7% in 2013 to 45.5% in 2019. This triggered a decrease in the Gini coefficient from 39.3 in 2013 to 38.5 in 2019. In Burkina Faso, the Government implemented two key development frameworks, namely the Accelerated Growth and Sustainable Strategy and the National Economic and Social Development Plan. This occasioned a decline in the incidence of poverty from 40.1% in 2014 to 36.2% in 2018. However, the decline in the incidence of poverty did not spur a decrease in inequality, as the Gini coefficient increased from 35.3 in 2014 to 37.7 in 2018.

Figure 3: Gini Coefficient in Africa



Source: Data received from AU Member States

In Morocco, the prevalence of undernourishment dropped from 0.9% in 2007 to 0.1% in 2014. Ethiopia reported a drop from 25% in 2013 to 19% in 2016, although this is still significantly high. In Madagascar, the prevalence of undernourishment increased from 30.7% in 2012 to 41.7% in 2018. As a measure to improve the food and nutrition security, Namibia implemented the Zero Hunger Strategy and established Food Banks to address urban food poverty resulting in reduced prevalence of undernourishment from 21.6% in 2013 to 14.6% in 2019. Senegal adopted the National Nutrition Development Policy (2015-2025) and prioritised its implementation through a multi-sectoral nutrition plan which contributed to a notable reduction in the prevalence of undernourishment from 13.5% in 2013 to 10% in 2019.

## Modern and Liveable Habitats and Basic Quality Services

Kenya recorded notable progress in Internet access, increasing from 52.3% in 2013 to 93.2% in 2021. Internet use increased from 28.8% in 2013 to 40% in 2021, largely due to the National Optic Fibre Backbone Infrastructure. In Senegal similar improvements in the communication sector were realised due to the implementation of the Senegal Digital Strategy 2025. The proportion of the population with Internet access rose from 17% in 2013 to 92% in 2020. Togo also registered a similar increase jumping from 30% in 2013 to 97% in 2020, and a similar leap in the population using internet, increasing from 5.24% in 2013 to 63.42% in 2020.

In Côte d'Ivoire, the proportion of households with access to electricity rose from 74.1% in 2013 to 97.98% in 2020 as a result of the country's Rural Electrification Programme (PRONER). Similarly, Togo implemented the Initiative for the Rehabilitation of Infrastructure and Electrical Services and the Lome Electrification Grid Extension Project. Benin registered a small increase in the proportion of population with access to electricity from 33.4% in 2014 to 34.5% in 2018, attributed to the increase in national production capacities, including: the construction of 8 solar mini-grids, an increase in Benin's electricity production capacity by 13.4 MW and the supply of reliable and clean energy to 167 localities. Benin also constructed a 143 MW thermal power plant and embarked on the construction of electricity network extensions in 22 localities, 14 of which have been completed.

In Cape Verde, access to electricity has been increasing over the years. In 2019 about 92.2% of the resident population had access to electricity. It is noteworthy that although 78.9% of the population in 2019 used butane gas and electricity for food preparation, only 49.1% of the rural population had access to and used these clean fuels and technologies.

In Madagascar, there was significant progress in increasing access to drinking water from 23.95% in 2013 to 47% in 2020 through Government's targeted efforts. In Kenya there was notable progress in the proportion of the population with access to safe drinking water, increasing

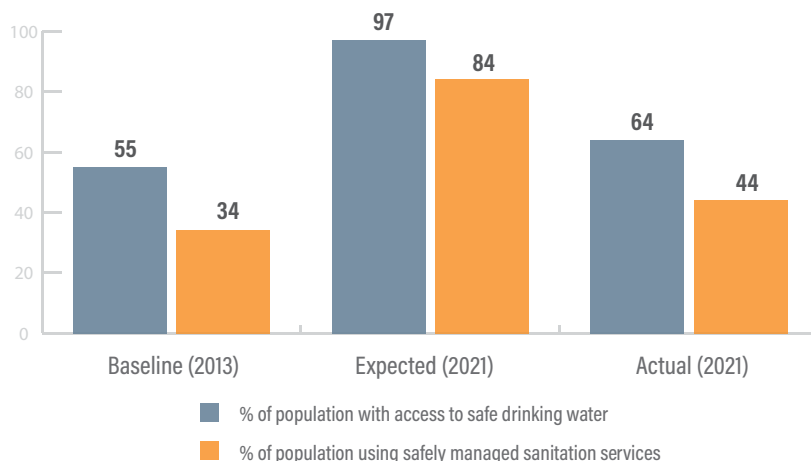
from 53.3% in 2014 to 65.5% in 2021, owing to the construction of water projects across the country.

The provision of basic social services in Côte d'Ivoire improved notably as a result of the Government implementing the Millennium Water and Sanitation Programme for the Acceleration of Sustainable Access to Water, Hygiene and Sanitation. For example, the proportion of the population with access to safe drinking water, and

the population that uses safely-managed sanitation services rose from 60% and 40% in 2013 to 82% and 54% in 2021 respectively.

In Niger, the proportion of urban population living in slums or inadequate housing reduced from 70% in 2013 to 59% in 2018. This was attributed to the adoption of a decree establishing the National Housing Fund to guarantee access to social housing credit.

Figure 4: Access to basic Services in Africa, in Percentage



Source: Data received from AU Member States



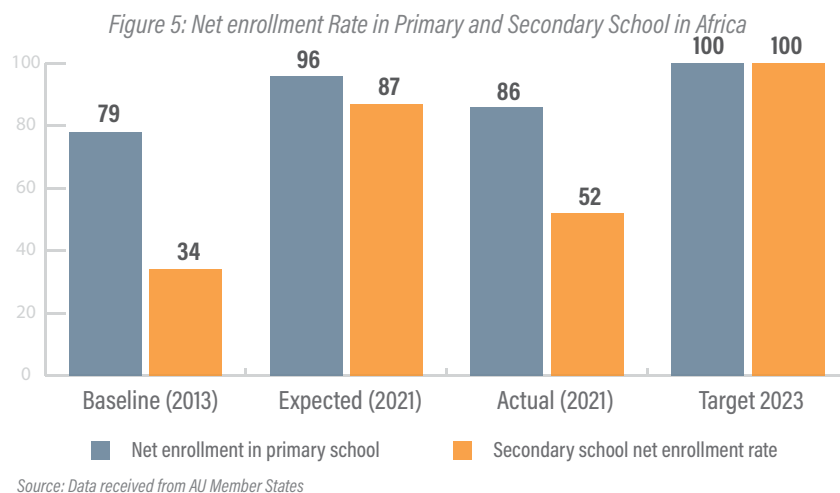
## Goal 2: Well-Educated Citizens and Skills Revolution underpinned by Science, Technology and Innovation

The state of education in Africa remains quite weak as is evident from the overall performance score of 44%. This is largely attributed to the outbreak of COVID-19 pandemic which drastically affected school enrolment as schools were closed in many African countries to contain the virus. The low performance score registered during the period under review is exhibited in weak performance across the set of core indicators on education embodied in Agenda 2063's First Ten-Year Implementation Plan. The continent fell short of meeting the expected 75% target for pre-school net enrolment and 96% target for primary school net enrolment in 2021. The enrolment rates in 2021 stood at 45% and 86% respectively. Furthermore, the overall secondary school net enrolment rate stood at 52% against the target of 87% in 2021. Africa, however, registered significant improvements in the proportion of qualified teachers in the areas of science, technology, engineering, and mathematics (STEM), which rose from 44% in 2013 to 51% in 2021, not too far off the 2021 target of 54%.

During the reporting period, AU Member States instituted policies and implemented programmes to stimulate improvements in enrolment rates across different levels of education. Most predominant was the adoption of universal primary and secondary school education programmes. Other policies to spur progress in the education sector included increases in budget allocation to the education sector, development of teacher councils, recruitment of qualified educators, implementation of strategic activities and institution of affirmative action programmes. The deliberate promotion of STEM subjects was also emphasised across the education sector.

Although intended to stimulate progress in the education sector, these efforts were evidently insufficient to realise the targets. This could partly be explained by structural difficulties that constrain children's access to school, exacerbated by the impact of the COVID-19 pandemic on the education sector.

However, some countries exhibited several good practices. For example, Seychelles recorded a high performance in the net pre-school enrolment rate, increasing from 87% in 2013 to 100% in 2020. Similarly, in Madagascar, the percentage of pre-school-aged children attending kindergarten more than doubled from 11.4% in 2013 to 30.9% in 2018. This improvement is



attributed to the recruitment of a critical mass of educators and capacity building organised for central and regional officials on pre-school education.

In Seychelles, net enrolment rates in primary school was recorded at 93% in 2021, mainly as a result of the country prioritising the education sector. The proportion of national budget dedicated to education remains the second highest after health. Furthermore, the country set up the Teacher's Council in 2021 to strengthen governance mechanisms in the education sector. In Guinea, considerable improvements were registered in net enrolment rates in basic education, as can be seen from the performance of 72% of the expected target. This is mainly attributed to the introduction of free universal primary education. In Burundi, the Government has made good on its commitment to pursuing the goals and targets of Agenda 2063 by integrating the continental-level objectives on education into the National Development Plan.

On the other hand, enrolment levels in primary schools declined in Madagascar from 69% in 2013 to 60% in 2018. This situation is linked to the frequent absenteeism of

teachers and a lack of training for most primary school teachers, resulting in high numbers of unqualified teachers in the system. The overlapping of the school calendar and the harvest period and the frequent interruption of classes due to natural disasters are also among the main causes of the decrease in the net enrolment rate.

In Ghana, the net enrolment rate for primary school increased from 89.3% in the 2013/14 academic year to 91.1% in the 2016/17 academic year. Since the 2016/17 academic year, the net enrolment rate for primary school has seen a decline.

In the 2019/20 academic year, the rate declined to 80.3%. However, in absolute terms, there has been an 11.3% increase in enrolment between 2013/14 and 2019/20 academic years. This may be attributed the Government's Free Senior High School (FSHS) policy.

The net secondary school enrolment rate in Botswana rose from 64% in 2013 to 71% in 2019. Similarly, Kenya recorded 44.52% in 2013 and an increase to 53.3% in 2019. The improvement in secondary school education is mainly





attributed to the Free Day Secondary Education Programmes and strategic activities in basic education. These include, among others, the policy on 100% transition from primary to secondary education cycles, and the development of a framework for funding learners from vulnerable backgrounds at all levels of basic education. In Namibia, the Government employed various strategies to promote higher education. These include creating a pool of competent and skilled workers; making Tertiary, Vocational Education Training (TVET) more accessible; widening access to university education through equity and inclusion; and promoting private sector investment in higher education.

Some countries offer lessons in the attainment of the continental goal to increase the number of qualified teachers with a focus on STEM subjects. For example, in Benin, the proportion of qualified teachers in STEM subjects nearly doubled, rising from 15% in 2013 to 29% in

2021. This is mainly attributed to implementation of the Special Programme for Pre-Integration in Education (PSPIE) which made it possible to recruit about 14,806 aspirants to the teaching profession in secondary education. In Kenya, the Government established the Pan African University Institute for Basic Sciences, Technology and Innovation (PAUSTI) to undertake capacity building in STEM education. This aligns with one of the core priorities of the Science, Technology and Innovation Strategy for Africa (STISA 2024): wealth creation through improved science, technology and mathematics education systems. Furthermore, there has been a deliberate effort to increase recruitment of primary and secondary school teachers qualified in STEM subjects. Kenya has also implemented programmes that serve as a foundation for STEM learning. These include Early Grade Numeracy and Literacy, and School-Based Teacher Support System targeting Mathematics, Science and English teachers in upper primary and secondary schools, among others.



## Goal 3: Healthy and Well-Nourished Citizens

20

The overall performance of the Continent towards the achievement of healthy and well-nourished citizens in Africa during the reporting period was satisfactory at 77%. This can be largely be explained by the increased investments in the health sector to curb the spread of COVID-19. These investments had a spill-over positive effect on the overall health situation of the countries. Africa made substantial progress in increasing access to sexual and reproductive health services and reducing under five mortality rates. However, the Continent registered weak performance in specific areas. The neo-natal mortality rates that were expected to drop to 15.5 deaths per 1,000 births in 2021 were not achieved. Africa also registered a slight increase in malaria incidence.

### Health and Nutrition

The percentage of women aged 15-49 who have had access to sexual and reproductive health services in the last 12 months in Kenya increased from 53% in 2014 to 60.7% in 2021. This is because of increased awareness of family planning services and the introduction of reproductive health education in primary and secondary schools. In Chad, the percentage increased from 5.4% in 2013 to 8.1% in 2021, attributed to initiatives undertaken by the Government and its partners in the area of maternal and sexual health, reproductive and universal health coverage. In Ethiopia, a significant improvement was registered in the proportion of women who have access to sexual and reproductive health services, leaping from 18.7% in 2013 to 41% in 2019.

Egypt is implementing a new comprehensive healthcare system. The system gives beneficiaries the freedom to choose their health service providers and reduces personal spending on medical care. Proximity to the health unit nearest their place of residence and the drive to undertake any type of medical test is one of the measures aimed at eliminating communicable and chronic diseases. These efforts have contributed to increasing the percentage of women who have access to health services, rising from 58% in 2013 to 62.5% in 2019. The Government of Egypt, in cooperation with the World Health Organisation and operating within the framework of AU Agenda 2063, has embarked on transferring Egypt's health and medical expertise to other African countries through the "One Hundred Million Health" initiative.

In Eswatini, the fight against Tuberculosis (TB) saw the incidence drop from 13.49 per 100,000 in 2013 to 3.63 per 100,000 in 2020, while the incidence of malaria per 1,000 was reduced from 1.33 in 2013 to 0.27 in 2020, thus reaching an elimination stage. The progress observed in the latter was mainly attributed to the establishment of a Malaria Fund which aimed at attaining zero malaria cases by 2023 in the country. In Chad, while the incidence of malaria per 1,000 persons increased from 186 in 2015 to 202 in 2019, TB incidence per 100,000 persons decreased from 1.46 in 2014 to 1.42 in 2017. It is noteworthy that the emergence of drug-resistant TB strains, particularly in men, has been a key challenge in reducing incidence of the disease.

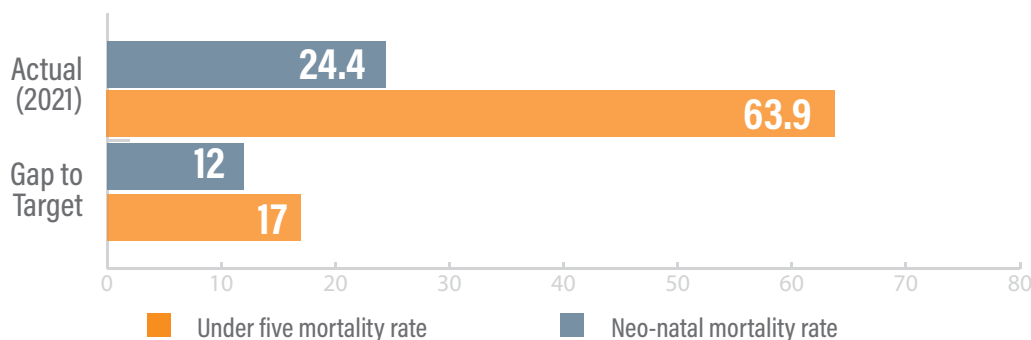
In Morocco, the prevalence of underweight children dropped from 10.2% in 2014 to 2.9% in 2018. Similar trends were recorded in Nigeria where prevalence of underweight among children under 5 dropped from 31% in 2014 to 2.6% in 2020. Furthermore, under-five child mortality rates

declined in some countries. In Tanzania, the rates dropped from 80.8 per thousand live births in 2013 to 43.7 in 2020.

In Eswatini, a moderate performance was recorded on the maternal mortality ratio, with ratios declining from 593 deaths per 100,000 live births in 2012 to 474 per 100,000 live births in 2017.

In Tanzania, a decrease was recorded in neo-natal mortality from 26 deaths per 1,000 live births in 2013 to 24 deaths per 1,000 live births in 2020. The progress made in the health sector is largely attributed to the Government's interventions in improving health services. These include strengthening health systems (primary and referral), upgrading district, regional and referral hospitals with modern equipment, training health staff, enhancing management of non-communicable diseases, and improving the working environment for health personnel through better remuneration and providing housing near

Figure 6: Neonatal and Under five Mortality rates in Africa current year and Gap to Target (2023)



Source: Data received from AU Member States

their duty stations. Furthermore, the number of health facilities in the country increased from 7,014 in 2015 to 8,783 facilities in 2020. Other factors include increased provision of equipment, medicines and supplies. Also, Tanzania has continued to be one of the leading countries in Africa in vaccinating children aged below one year. In 2020, 98% of all children aged below one year were vaccinated, compared to 82% in 2015/16, thus exceeding the 90% target set by the World Health Organisation.

The number of new HIV infections per 1,000 population in Chad reduced from 0.53 in 2013 to 0.34 in 2019. This was largely attributed to the implementation of the National Strategic Response Plan which enabled coverage of all areas of HIV response, including prevention in community and care settings. In Benin, the implementation of the Joint Support Programme of the United Nations System on HIV saw the prevalence of HIV infection maintained at 1.55 since 2017.

In Niger, the proportion of adults on ARVs increased from 39.8% in 2016 to 63.02% in 2019 before falling to 52.4% in

2020. The proportion of children infected with HIV/AIDS and on ARVs increased from 38.26% in 2016 to 44.4% in 2020. From these statistics, it is evident that the country may not be able to achieve the 100% target of 2021 of the percentage of eligible population with HIV having access to ARVs.

In Burkina Faso several actions contributed to progress realised in the national health system. For example, the government allocated XAF 27.16 billion to provide free care for pregnant women and children under five.

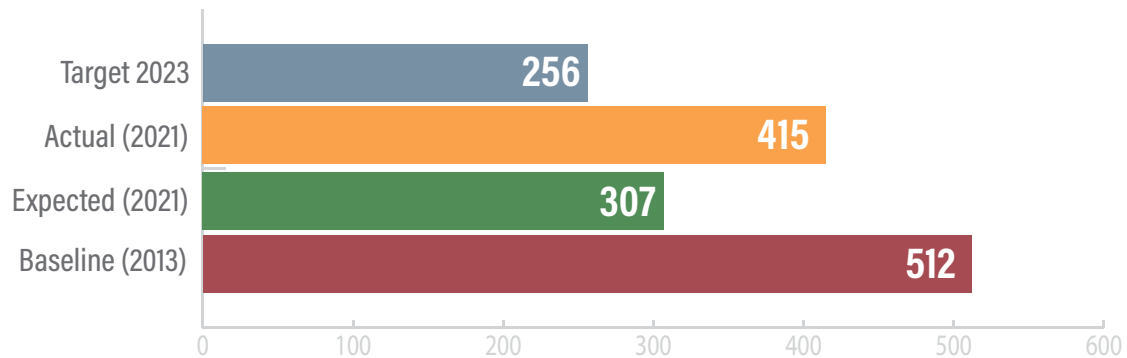
Efforts have also been made to build health infrastructure, strengthen neonatal obstetric care and the number of qualified personnel, especially midwives in health facilities. Concerted efforts were also geared at the prevention of malaria cases among children aged 3 to 59 months, strengthening vaccination coverage, and constantly availing antiretroviral (ARV) drugs in community care sites. Eswatini has registered outstanding progress in the fight

against malaria. Malaria incidence reduced from 1.33 per 1,000 in 2013 to 0.27 in 2020, thereby reaching an elimination stage. On a related note, a Malaria Fund has been established in the fight to malaria and reach zero malaria cases by 2023 in Eswatini and the African continent at large.

In Tanzania, control of communicable diseases, especially malaria, tuberculosis and HIV/AIDS has been of paramount

importance in health sector improvements in the country. Deaths caused by malaria in all age groups have decreased by 67%, from 6,311 in 2015 to 2,079 in 2020. However, confirmed cases of malaria have increased between 2015 and 2020 due to the constant availability of diagnostic facilities, especially malaria rapid diagnostic tests and the introduction of a malaria service and data quality improvement package.

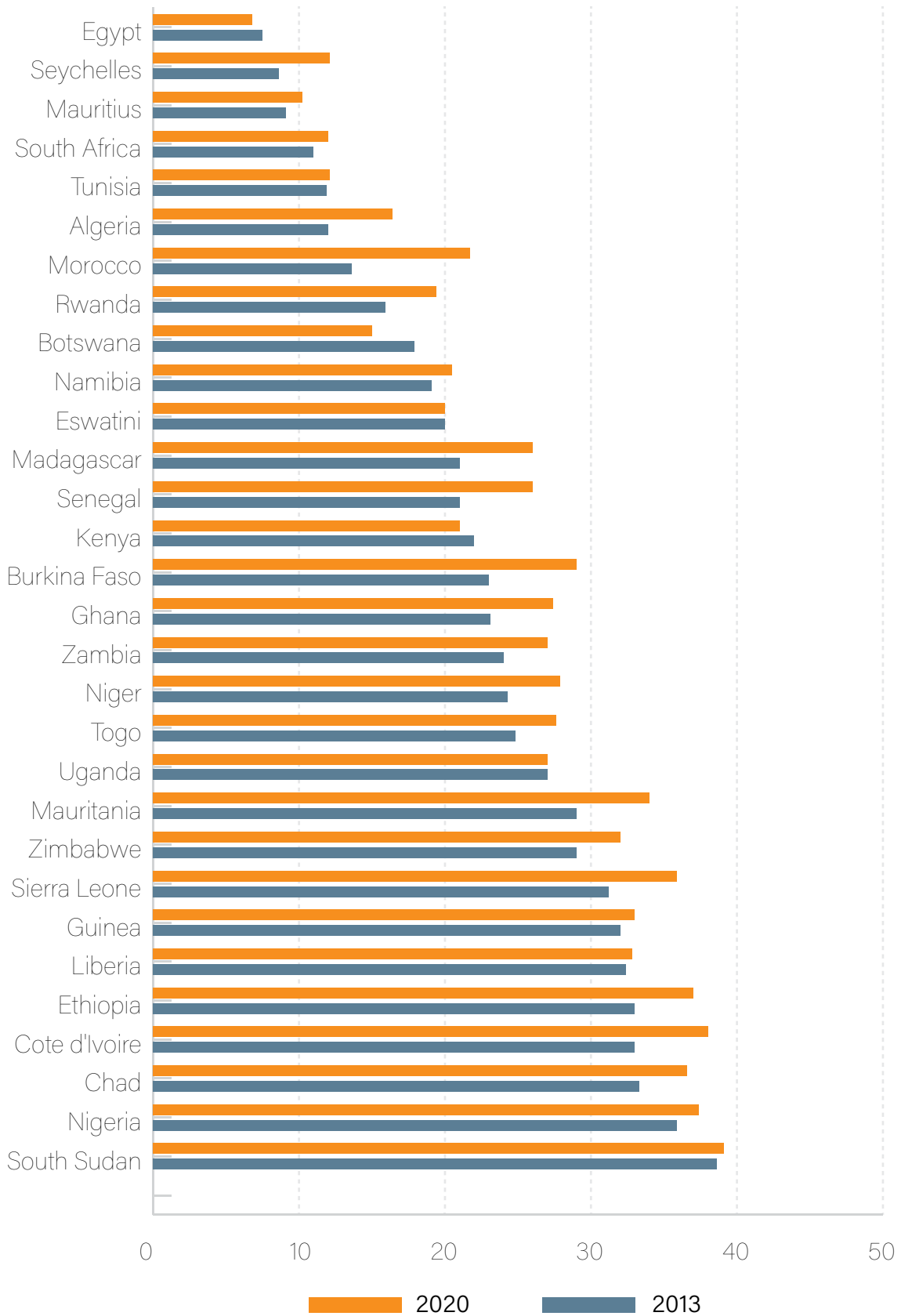
Figure 7: Maternal Mortality Ratio in Africa



Source: Data received from AU Member States



## Neonatal Mortality Rate in African Countries in 2013 and 2020



Source: Data received from AU Member States



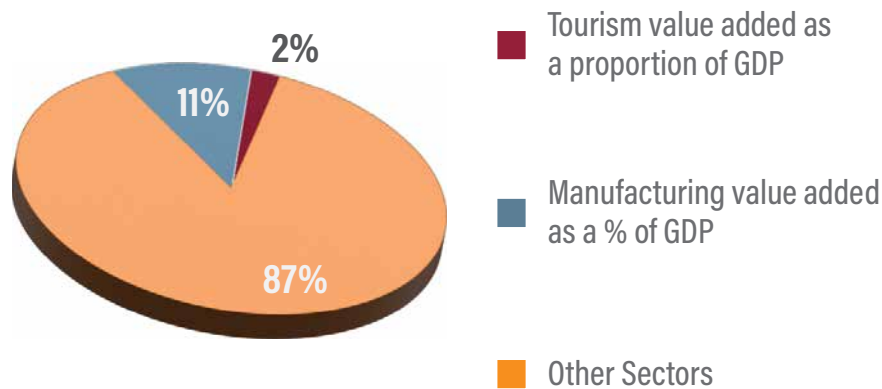


## Goal 4: Transformed Economies and Job Creation

Africa's performance in the priority area on economic transformation and job creation was rather dismal, with an overall performance score of 17%. This can be attributed to the overall impact of COVID-19 on the global, regional and national economies. The GDP growth rate drastically declined from 5.5% to 0.7% against the target of 7% in 2021. Also, manufacturing and tourism as a proportion of GDP was registered at 11% and 2% against the 2021 target values of 15% and 4% respectively. Similarly, the Continent did not achieve its target in the share of research and development expenditure as a proportion of GDP, recorded at about 0.45%<sup>1</sup> against the 2021 target of 1%.

Across Africa, countries have sought to promote industrial growth through a variety of approaches, including establishing special economic zones (SEZs), supporting SMEs, and intervening in key sectors in line with AU's Accelerated Industrial Development of Africa (AIDA) initiative.

Figure 8: Contribution of Manufacturing and tourism as proportion of GDP in 2021



Source: Data received from AU Member States

The growth rate of GDP in Burkina Faso averaged 5.2% between 2013 and 2019, driven mainly by the tertiary and secondary sectors with 3.3 percentage points and 1.1 percentage points respectively of average contribution to GDP growth during the period under review. The primary sector contributed an average of 0.8 percentage points. In 2020, economic activity slowed to 1.9% compared to 5.7% in 2019, mainly due to economic stress caused by the COVID-19 pandemic.

Egypt registered an increase in real GDP growth rates from 2.9% in 2014 to 3.3% in 2019 due to fiscal sector reforms. The country's growth rate is attributed to structural transformation and economic diversification, with a wide range of sectors having maintained growth. These include, among others, the petroleum refining sector, the Suez Canal, and the construction sector.

In Tanzania, high growth rates of around 7% have been sustained over the past decade. In July 2020, the World Bank included Tanzania on the list of countries with lower middle-income status after reaching a Gross National Income (GNI) per capita of USD 1,080 in 2019 and exceeding the threshold for lower middle-income status. The growth was attributed to continued efforts by the Government to strengthen the mining sector, improved transportation services, and significant progress registered in the implementation of various development projects, including roads, railways, airports and electric power projects.

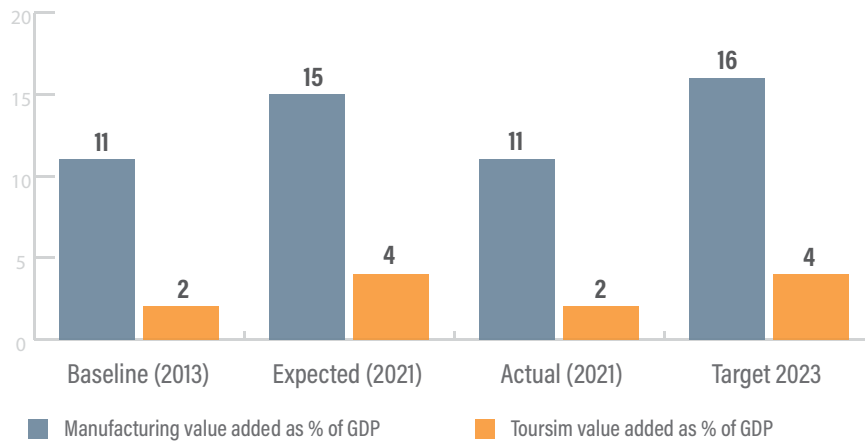
<sup>1</sup> Source: Africa Innovation Outlook Report, 2019

In Ethiopia, the manufacturing value add as a share of GDP increased from 4.3% in 2013 to 6.9% in 2020. Despite improving, the increase was only 2.6 percentage points in the last 8 years. This is mainly attributed to the low competitiveness of Ethiopia's manufactured products in the global market, and a decline globally in the demand for Ethiopia's merchandise export items.

Egypt similarly recorded an increase in the manufacturing value added as a percentage of GDP as witnessed in the rise from 15.8% in 2013 to 16.1% in 2020. A similar pattern was recorded in Sierra Leone, with the manufacturing value added as a percentage of GDP rising from 1.6% in 2013 to 1.8% in 2019.

In support of AU's AIDA initiative, AfDB's investments have enabled 12 million people to access finance through private sector investee companies. In addition, more than 650,000 owner-operators and SMEs have been provided with financial services to scale up their businesses. The projects included the Derba Midroc Cement Plant (\$55 million) in Ethiopia, which provides low-cost inputs for all types of construction across the country, contributing to the construction boom. The resulting increases in domestic supply and market competition led to a 70% reduction in the price of cement, as well as decreasing the need for imports, major savings in foreign exchange and creating over 1400 jobs.

Figure 9: Manufacturing and Tourism Value Added as a Percentage of GDP in Africa



Source: Data received from AU Member States

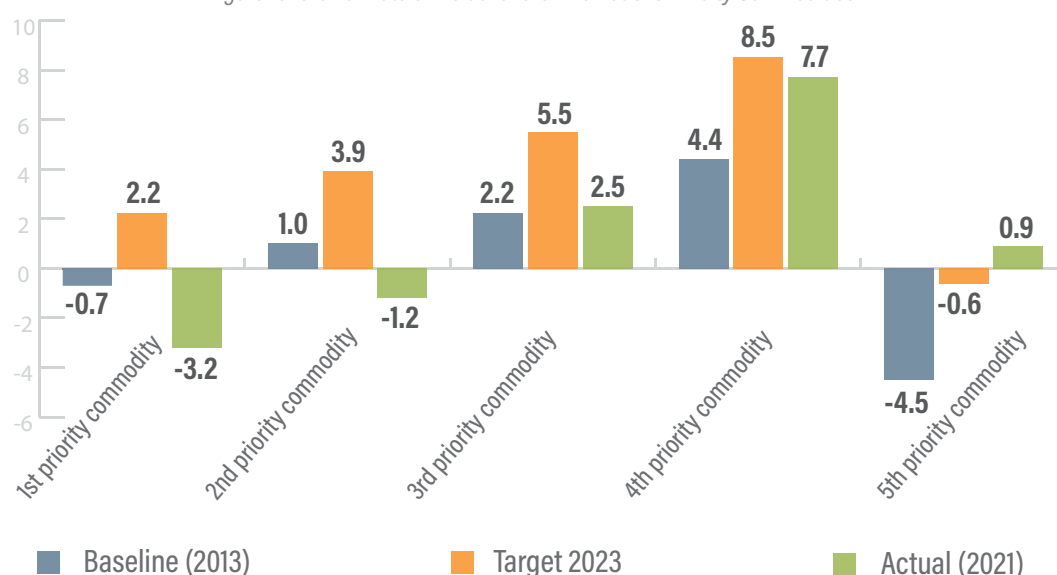


## Goal 5: Modern Agriculture for Increased Productivity and Production

The continent registered a performance score of 59% on the goal of modernising the agricultural sector as a means to boost agricultural production and productivity. The scores were computed from growth rates of yields for the five top-most national priority agricultural commodities. While the sector still plays a significant role in the economy of most African countries by employing about 65% of the continent's active population, the implementation of critical reforms and transformation initiatives that are essential for improving the agriculture sector may require additional efforts.

During the reporting period, a number of countries made progress in boosting their agriculture productivity. In Egypt, there was a noticeable increase in growth rates and productivity of yields for the first national priority commodity (wheat) from -25.9 in 2015 to 1.47 in 2019. This was due to an increase in the acreage of wheat, in line with the country's plan of realising self-sufficiency in strategic crops. Similarly, the growth rate of yields for the fifth national priority commodity (cotton) increased from -33.6 in 2015 to 17.7 in 2019, largely attributed to Government's deliberate efforts to expand the acreage for cultivation of cotton, including reclamation of one and a half million acres of land for cotton cultivation.

Figure 10: Growth Rate of Yields for the Five National Priority Commodities



Source: Data received from AU Member States

Agriculture is deemed to be the engine of growth for the Eswatini economy because of its forward linkages to other sectors of the economy, and hence embodying strong multiplier effects. The country registered an increase in production of maize and citrus fruits by 100% between 2013 and 2020. However, there has been a decline in production of beef by 63% and sugar by 2.5% during the same period. This was mainly attributed to unpredictable weather patterns, unreliable markets and fragmentation of agricultural land due to uncontrolled human settlements. Furthermore, the liberalisation of the European Union sugar market and falling global prices negatively affected the sugar industry. The trade policy between South Africa and Eswatini on sugar production may have also contributed to the decline. Challenges also remain in increasing productivity and value addition in livestock products.

Senegal allocated nearly 11% of the national budget to agriculture in 2013 and increased this to 15.9% in 2020. This is mainly attributed to increased growth rates in yields of the country's priority crops, namely groundnuts, millet, maize and cotton. The strong growth rates are also explained by the Government's implementation of numerous programmes purposed at boosting agricultural production and productivity. The programmes include the West Africa Agricultural Productivity Programme, the Agricultural Development Support Project, the Mo Plain Integrated Rural Development Project, the Rural Development Including Agriculture Project, the Food Security and Resilience Building Project, the Green Innovation Centre Programme for the Agri-Food Sector, and the School Canteen Programme, among others.

Other countries employed different strategies in an effort to boost agricultural production and productivity. For example, while Chad distributed tractors to farmer groups as part of the country's drive for agriculture mechanisation, Ethiopia placed a premium on the distribution of improved seeds, fertilisers and the promotion of agricultural mechanisation. Burkina Faso implemented policies to increase access to agricultural credit through the creation of an agricultural bank and providing credit to women's groups. Some of the efforts made by the Government of Burkina Faso include the adoption of the Agro-Sylvo-Pastoral, Fisheries and Wildlife Investment Code, the implementation of the National Rural Land Security Policy, the provision of agricultural inputs, the dissemination of good practices in sustainable land management, and the provision of improved seeds to producers. In the pastoral, fish and aquaculture fields, the country has implemented the National Policy for the Sustainable Development of Livestock and the National Policy for Fisheries and Aquaculture. However, Burkina Faso, like some other African countries, remains vulnerable to exogenous shocks such as rainfall fluctuations, international financial and oil crises and sub-regional instability due to political and security crises.



In Côte d'Ivoire, cocoa yield increased from 0.56 tonnes per hectare in 2013 to 0.87 tonnes per hectare in 2019. This increase is due to the adoption of measures taken by the government, in particular on new practices of intensification of agricultural production to rationalise the exploitation of forest resources while at the same time preserving the country's vegetation cover.

For the rubber sector, the low costs on the international market led to a drop in the field price. Thus, the 1.5 tonnes per hectare yield recorded in 2013 dropped to 1.15 tonnes per hectare in 2019. To remedy these difficulties, the Government of Côte d'Ivoire introduced an exceptional authorisation for the export of rubber. In addition, the State has provided support to operators to increase capacity to absorb local production. Finally, the Government facilitated the establishment and continues to support the operations of the Rubber Inter-profession body, mainly through support for the establishment of the college of producers. Efforts made by AU Member States have been reinforced by interventions of development partners, such as the African Development Bank (AfDB). Under Feed Africa – one of the Bank's priority areas, and in line with Agenda 2063 and AU's CAADP Programme, the Bank provides a range of interventions to enable smallholder farmers to raise their yields, outputs and incomes and lift themselves

out of vulnerability and poverty. The Bank is also making considerable contribution to providing vital infrastructure to enable farmers to reach new markets with their produce. During the period 2015-2020, the projects in agriculture supported by the Bank benefited 76 million people and helped to improve rural access by building or rehabilitating more than 15,000 km of feeder roads. These technologies have boosted food production for domestic consumption and export, and averted food imports. An example of the Bank's support geared at raising agricultural productivity is the Technologies for African Agricultural Transformation (TAAT) programme. TAAT seeks to double the productivity of nine priority commodities on the continent by delivering high-impact, proven technologies to 40 million farmers by 2025. As of November 2020, 10.6 million farmers had adopted TAAT technologies.

The Bank is also rolling out a Special Agro-Industrial Processing zones (SAPZs) initiative to drive agricultural transformation across the continent. SAPZs aim to attract private sector investment and boost agriculture productivity by supporting integrated infrastructure and promoting agro-processing activities. In 2018, the Bank approved financing for the establishment of SAPZs in Ethiopia and Togo, and there are plans to reach 15 countries in the next few years.



## Goal 6: Blue/Ocean Economy for Accelerated Economic Growth

Africa places a premium on the potential value of the blue economy in its growth and development trajectory. For this reason, various policy and implementation efforts have been made to boost the blue economy, not only in countries with coastlines but for all African countries.

While the overall performance on this goal was moderately low, recorded at 39%, Africa's efforts in the promotion of the fisheries sector yielded good results. The Continent's average for the fisheries sector value add as a share of GDP was registered at 1.09% against the target of 1.16%, showing a strong performance of 78%. However, the Continent's performance on marine biotechnology remained weak.

Various countries provide useful lessons on the blue economy. For example, in Seychelles, the Blue Economy Strategic Roadmap and Framework 2018-2030 features, among others,

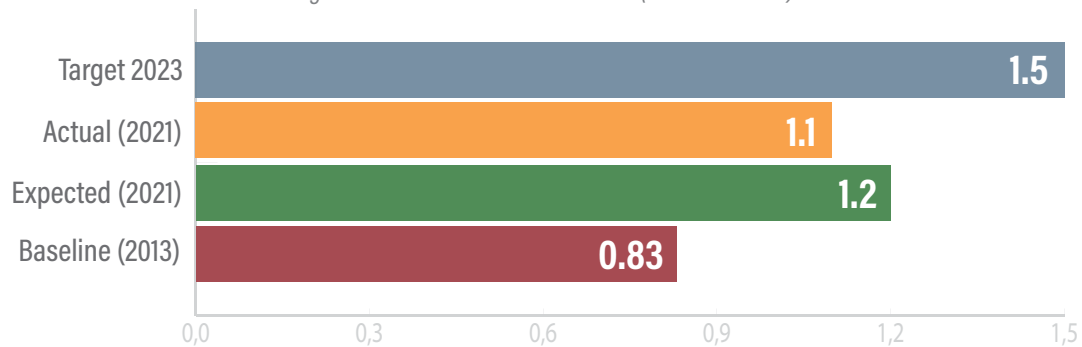
sustainable oceans development. Seychelles launched the world's first sovereign "Blue Bond" in October 2018, which is a financial instrument designed to support sustainable marine and fisheries projects. The Government's interventions have seen an increase in the share of the fisheries sector to national GDP in Seychelles. Moreover, the contribution of the fisheries sector to national GDP increased from 6.68% in 2013 to 25% in 2020.

As one of the world's biodiversity hotspots, Seychelles remains committed to balancing the need to develop economically and at the same time protect its natural endowments. The implementation of the Co-Management Plan for the Mahé Plateau Trap and Line Fishery guides the efforts geared at ensuring more controlled access to the country's small-scale fishery. Remarkably, Seychelles has gazetted over 400,000 square kilometres of its exclusive economic zone (EEZ) which accounts for 30% of its marine protection areas as of March 2020. This is triple the UN

Convention of Biological Diversity Target 11, which states 10% marine protection and the United Nations Sustainable Development Goal SDG 14 for 10% coastal and marine protection, both by 2020.

Similar to Seychelles, a number of countries registered strong performance in the fisheries sector, particularly an increase in the contribution of the sector to the national GDP. For example, Togo reported a significant increase in the share of the fisheries sector to the national GDP, rising to 4.5% in 2020 from 0.8% in 2016. However, a number of countries also reported a decline of the contribution of the fisheries sector to the national GDP. In Côte d'Ivoire, the fisheries sector value add to national GDP dropped slightly from 0.94% in 2013 to 0.92% in 2020. In Madagascar, the fisheries sector recorded a total production of more than 130,000 tonnes in 2014, denoting a contribution of about 7% of GDP. This performance was sustained over some time owing to socio-political stability of the country.

Figure 11: Fisheries Sector value added (as share of GDP)



Source: Data received from AU Member States



## Goal 7: Environmentally Sustainable Climate Resilient Economies and Communities

While Africa's overall performance score was pitched at 64% on this goal, the Continent recorded varied performance among the three core indicators on environmentally sustainable and climate resilient economies and communities. A commendable performance was recorded in the proportion of terrestrial and inland water areas preserved, which increased from 13.8% to 20.2%. However, the Continent did not meet the 2021 targets in the preservation of coastal and marine areas and in the proportion of agricultural land placed under sustainable land management practice due to the slow pace of implementing sustainable land management and climate adaptation policies and frameworks.

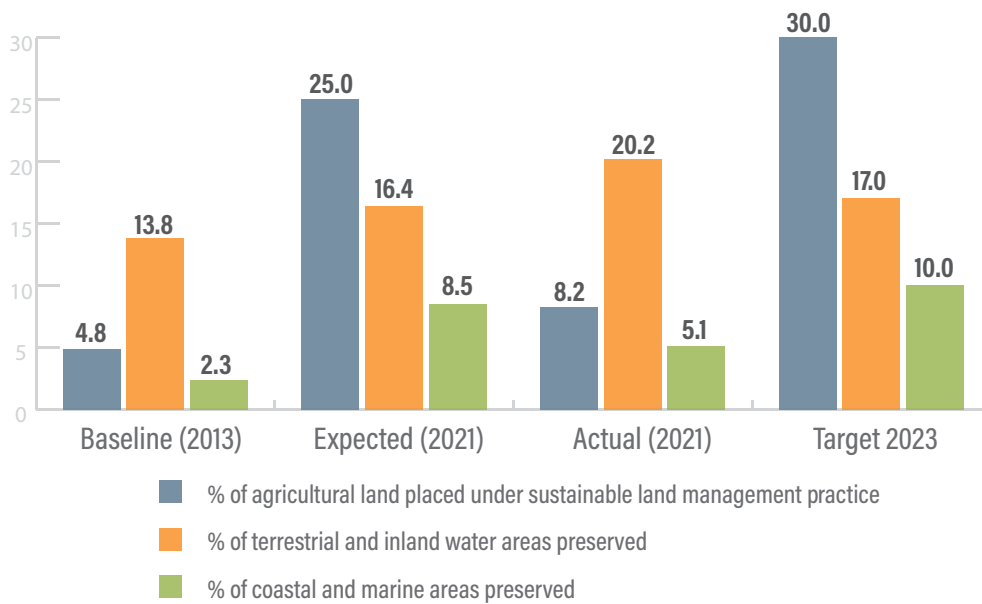
In Burkina Faso, the area of agricultural land under water and soil conservation/soil defence and restoration increased from 790,638 hectares in 2013 to 892,846 hectares in 2020. This was attributed to sustainable management of agricultural land and the preservation of conservation areas. Similarly, Togo recorded an increase in the acreage of agricultural land under sustainable land management, from 3.65% in 2013 to 4.62% in 2019. However, a decline was recorded in Senegal, dropping from 12.2% in 2013 to 11.19% in 2019.



Kenya and Togo registered 2.8% and 0.8% improvement respectively in the percentage of coastal and marine areas protected. Additionally, terrestrial and inland water areas preserved in Kenya increased from 13.2% in 2013 to 16% in 2019, marking a 2.8% improvement. The progress is attributed to the Government's interventions - including the rehabilitation and protection of Kenya's five major water towers, namely the Aberdares, Cherangany, Mau, Mt. Kenya and Mt. Elgon.

Seychelles is involved in innovative climate finance using, inter alia, the Debt-For-Nature-Swap, and is reaping benefits in leveraging financing for adaptation projects related to coastal ecosystems such as Coral Reefs and Mangroves. Furthermore, the country continues to provide updated Nationally Determined Contributions (NDCs) in fulfilment of the country's commitment to the United Nations Framework Convention on Climate Change (UNFCCC). Furthermore, the Seychelles archipelago is internationally recognised as a biodiversity hotspot. Relatedly, Seychelles was the first country in the western Indian Ocean region to designate part of its ocean territory as marine protected areas. The Government also attaches particular importance to national water security and mapping water demand in relation to economic development, sustainable consumption and production patterns. These concerted efforts contributed to a significant increase in the percentage of coastal and Marine areas protected to increase to 30% in 2020s. Furthermore, they form critical pillars of the climate smart resilient economy of the Nation.

Figure 12: Sustainable land management and preservation of natural resources in Africa, in Percent



Source: Data received from AU Member States





## Progress Towards the Achievement of Goals in Aspiration 2: An Integrated Continent, Politically United and Based on the Ideals of Pan Africanism and a Vision of African Renaissance

Overall Score  
**84%**

In this Aspiration Africa envisaged emerging as a sovereign, independent and self-reliant continent, united towards the realisation of its full economic and political integration. This economic and political integration entails a range of processes, including free movement of people, establishment of continental institutions and full economic integration.

During the period under review, the Continent registered some achievements mainly in the area of economic integration with some countries demonstrating a growing commitment to advancing continental integration, as evidenced from the signature of the African Continental Free Trade Agreement (AfCFTA) by all AU Member States but one. Efforts are also being made to establish continental financial mechanisms as key drivers of socio-economic transformation. Furthermore, varied performance was recorded on several fronts, including infrastructure development, energy generation and digital technology.



### Goal 8: United Africa (Federal or Confederate)

The Continent's overall performance in achieving the goal of establishing a United Africa is 100%, indicating that Africa is on track to achieving the 2023 targets. The African Continental Free Trade Agreement (AfCFTA) is an important milestone in realising the achievement of an integrated continent and driving the African development agenda. The AfCFTA has been signed by 54 AU Member States and ratified by 42 countries. Trading within the AfCFTA was originally planned to begin in July 2020 but was delayed to January 2021 on account of the COVID-19 pandemic. Member States have signed several bills to effectively domesticate AfCFTA. These include the bills of Origin and the Phytosanitary Standards bill. At the continental level, implementation of AfCFTA is supported through the establishment and operationalisation of four oversight institutions that include the Council of Ministers, the AfCFTA Secretariat, the Committee on Trade in Goods and the Committee on Trade in Services.

At country level, several examples support the progress registered at continental level. The Kingdom of Eswatini, for example, in pursuit of Africa's political and economic integration, is an active member of the African Continental Free Trade Area (AfCFTA). Currently, there are no Non-Tariff Barriers (NTBs) reported against the country, which successfully eliminated the NTB posed by Zimbabwe in 2015. Currently, processes are underway to eliminate the NTB posed by Mozambique.

Similarly, Ghana is committed to eliminating all NTBs in order to facilitate trade. The introduction of the paperless port clearing system as part of the single window has improved the turnaround time of cargo processing. This has increased transparency and the ease of doing business at the ports. Additionally, there has been a reduction in the number of inspection agencies at the ports and customs check points along Ghana's transit corridor.

Trading under the AfCFTA Agreement is yet to commence, hence no NTBs can be reported at the moment. However, at the EAC and COMESA levels, 15 NTBs and 9 NTBs respectively were reported by June 2021. Between 2007 and 2021 cumulatively, 226 NTBs were resolved at EAC level, while 1 NTB was resolved in March 2021 at the COMESA level. Seychelles is still engaged in negotiations with member states of AfCFTA for better deals in relation to business, communication, finance, tourism and travel- related and transport services. These include other topics such as competition policy, intellectual property, e-commerce and women in business, on which negotiations are yet to start.





## Goal 9: Key Continental Financial and Monetary Institutions Established and Functional

Africa has embarked on the journey towards the establishment of Continental Financial Institutions to support integration and socio-economic development of the continent. Three key institutions are identified to play a pivotal role in the mobilisation of resources and the management of the African financial sector, namely the African Central Bank (ACB), the African Investment Bank (AIB) and the African Monetary Fund (AMF). Central Bank Governors completed and adopted the alignment of macroeconomic convergence criteria with the African Monetary Cooperation Programme (AMCP). Please refer to the section on Flagship Projects for the progress made so far on this goal.



## Goal 10: World Class Infrastructure Criss-Crosses Africa

Africa places prime focus on infrastructure development as a key enabler for stimulating and promoting regional integration, trade and economic transformation. The Continent recorded an overall performance score of 70% in the construction of regional and continental-level infrastructure that connects African countries and that aims to facilitate the movement of people, goods and services. Although performance on the implementation of the Trans-African Highways and the Missing Links and on the High-Speed Rail Network stood at a low of 15% and 10% respectively, Africa performed very well in other regards: commitment of Member States to join and implement all the measures of the SAATM (80% of 2021 expected values), the number of megawatts added to the national grid (193% of 2021 expected values), and the proportion of the population using mobile phones (91% of 2021 expected values).

### Trans-African Highway and Missing Links

The Trans-African Highway is one of the priority projects under the Programme for Infrastructure Development in Africa (PIDA). The project proposes to increase the road network, thereby connecting various parts of Africa through ten routes: Lagos (Nigeria) to Mombasa (Kenya), N'Djamena (Chad) to Djibouti, Cairo (Egypt) to Cape Town (South Africa), among others. The connectivity is aimed at enhancing free movement of people and goods across the Continent to strengthen economic, political and social cohesion between countries and regions. African Union Member States are implementing sections of the Missing Link in their respective geographical areas, albeit recording varied levels of realisation.

Deduced from the performance of Member States in the implementation of the five stages of national readiness for the implementation of the Trans-African Highways Missing Links, the aggregate performance of the Continent rose from 8.12% in 2013 to 19.38% in 2021, although it fell far below the expected 2021 target value of 81.6%.



During the reporting period, Egypt recorded 20% progress in implementing that country's segment of the Trans-African Highways Missing Link. The road network is a key instrument for Egypt to strengthen regional integration and promote trade with neighbouring countries. Similarly, Kenya prioritised the development of road networks feeding into the Trans-African Highway as part of the national medium-term plan (MTP III). In 2020, Kenya recorded 80% completion of the Trans-African Highways Missing Link within Kenya, a notable progress from 30% in 2013. The progress is attributed to the Government's commitment to develop efficient and effective infrastructure, evidenced by the national expansion of road programmes to enhance domestic and regional connectivity, and to boost rural productivity and reduce urban congestion.

Ethiopia registered a 100% completion rate on the implementation of the Trans-African Highways Missing Link, explained by the completion to operational levels of the Ethiopia-Djibouti railway, and completion of road connectivity to Sudan, Kenya, Somalia, and Djibouti. Côte d'Ivoire realised a 20% completion rate in 2020 in implementing the Trans-African Highways Missing Link, compared to an 18% completion rate in 2018. The completion rate in Senegal was recorded at 60% in 2020, attributed to the finalisation of the Dakar-Abidjan coastal corridor that stretches from Dakar (Senegal) to Abidjan (Côte d'Ivoire), crossing The Gambia, Guinea Bissau, Guinea, Sierra Leone and Liberia.

The AfDB has been instrumental in advancing Africa's infrastructure development. Commitments to infrastructure totalled more than US\$ 10 billion in the last six years alone – with most of the financing going to transport, energy, finance, ICT. Bank-supported road infrastructure projects have constructed or rehabilitated over 10,000 km of roads during 2015 – 2020. Altogether these investments provided 69 million Africans with improved access to transport.

## African Integrated High-Speed Railway Network

Several measures have been put in place to promote national readiness for the implementation of the African Integrated High-Speed Railway Network. Some of the stages that define national readiness include the development of a National Strategy for participation in the African Integrated High-Speed Railway Network, the establishment of coordinating arrangements and the development of a resource mobilisation plan. The continental-level score on the status of readiness for implementation was recorded at 12.3% in 2021. The progress, while falling far below the 2021 target value of 100%, is attributed to efforts made by some countries. For example, Senegal registered a 43% completion rate of the African Integrated High-Speed Railway Network, while



Kenya increased the railway's share from 5% to 50% of cargo freight from the port of Mombasa. This commitment is operationalised, in part, through the construction of a 934 km-long Standard Gauge Railway that runs from Mombasa to Malaba. Phase 1 (Mombasa-Nairobi) and Phase 2A (Nairobi-Naivasha) are complete. Phase 2B (Naivasha-Kisumu) and Phase 2C (Kisumu – Malaba) are yet to be constructed.

## Single African Air Transport Market

Africa has made significant progress towards signing the Solemn Commitment to create a single unified air transport market as part of efforts to foster the free movement of people and goods on the continent. By end of 2020, 35 countries, representing 64% of the total membership of the African Union had signed the solemn commitment to join the Single African Air Transport Market (SAATM). These countries are Benin, Botswana, Burkina Faso, Cape Verde, Cameroon, Central African Republic, Congo, Côte d'Ivoire, Chad, Democratic Republic of the Congo, Egypt, Ethiopia, Equatorial Guinea, Eswatini, Gabon, The Gambia, Ghana, Guinea, Guinea Bissau, Kenya, Lesotho, Liberia, Mali, Morocco, Mozambique, Namibia, Niger, Nigeria, Rwanda, Senegal, Sierra Leone, South Africa, Togo, Zambia and Zimbabwe. Furthermore, 20 AU Member States signed the Memorandum of Implementation for the operationalisation of SAATM. These include Botswana, Burkina Faso, Cape Verde, Central African Republic, Chad, Congo, Côte d'Ivoire, Ethiopia, Eswatini, The Gambia, Ghana, Guinea, Liberia, Mali, Mozambique, Niger, Nigeria, Rwanda, Sierra Leone and Togo.

## Additional Megawatts to the National Grid

AU Member States place great importance on increased energy generation and efficient distribution for socio-economic growth and transformation. Accordingly, efforts are underway to develop a Continental Energy Transmission Masterplan, with the participation of all Power Pools. The Masterplan will enable coordinated generation and distribution of power in Africa. Relatedly, the Continent has seen a remarkable increase in overall electricity generation, rising from 16,144 MW in 2013 to 31,690 MW in 2021. Similarly, AU Member States have significantly increased the number of megawatts to their national grids. For example, Senegal added 234,5 MW while Rwanda and Sierra Leone added 238,4 and 67 MW of electricity respectively to their national grid over the last two years. Egypt and Côte d'Ivoire recorded an additional 3,140 MW and 275 MW of electricity respectively during the same period. Sudan and Djibouti are linked with power grids importing electricity from Ethiopia. Furthermore, the construction of the Ethiopia- Kenya electricity highway is in advanced stages. The increment in electricity generation is explained by various interventions, including increased investment in renewable energy projects in support of industrial development, among others.

Efforts by development partners, such as AfDB, are going a long way in increasing energy generation in several AU Member States. For example, in Morocco, the Bank supports the NOOR Ouarzazate II and III solar power plants with an aim of increasing renewable energy generation. The entire NOOR Ouarzazate complex targets a capacity of 580 MW and by completion, will be one of the

world's largest concentrated solar power plant. Considering that 99% of Morocco's population already have access to electricity, the project will aim to reduce reliance on fossil fuels and help it move towards meeting its climate change commitments.

## Population Using Mobile Phones

The proportion of the population using mobile phones in Africa increased from 39.8% in 2013 to 68.8% in 2021, registering a 91% performance against the 2021 target. Overall, most countries exhibited remarkable increases in this domain. For example, Togo recorded a significant leap in the proportion of the population using mobile phones, rising from 55.87% in 2013 to 83.59% in 2020. In Uganda, the proportion of households owning mobile phones increased from 55.7% in 2013 to 74.0 % in 2020, while in Namibia, the proportion of the population using mobile phones jumped from 52.6% in 2013 to 93% in 2020. Similarly, Chad recorded 74% of its population using mobile phones. However, there were a few counties that saw a downward trend. For example, the proportion of the population in Liberia using mobile phones dropped from 60% in 2013 to 57% in 2019. Lesotho and Eswatini also exhibited reductions in the proportion of population using mobile phones.

In Zambia, the proportion of households that own at least one mobile phone increased from 71.2% in 2013 to 100%. This is due to increased investments in ICT resulting in the expansion of the mobile network to previously underserved areas.

## Percentage of ICT Contribution to GDP

Africa is taking several measures to seize the opportunities that the Fourth Industrial Revolution and ICT-related trends present, especially in the context of the COVID-19 pandemic, to fast-track economic recovery and subsequent growth. In this regard, tracking the contribution of ICT to GDP is of particular importance in Africa.

During the period under review, Africa saw an increase in the contribution of ICT to GDP, rising from 5.12% in 2013 to 7.23% in 2020. For example, in line with the ICT Infrastructure objectives of the National ICT Policy, Seychelles rolled out of its first submarine cable – the Seychelles East Africa Submarine (SEAS) cable – which is connected to Dar-es-salaam, Tanzania. The laying of SEAS has boosted Internet usage mainly with the decrease in price per Gigabyte for Internet usage and an increase in Internet speed. This has also led to the establishment of many businesses and utilisation of the platform for service delivery by the private sector and Government. Subsequently, the contribution of ICT to GDP increased from 8% to 13% in 2013 and 2021 respectively.



## Progress Towards the Achievement of Goals in Aspiration 3:

An Africa of Good Governance, Democracy, Respect for Human Rights, Justice and the Rule of Law

Overall Score  
**42%**

Africa is committed to deepening the culture of good governance, strengthening democratic values, gender equality, respect for human rights, justice, and upholding the rule of law. This commitment is critical for realisation of Africa as a place where all citizens enjoy fundamental freedom and the right to participate in the continent's development. To this end, full adherence to, and observation of African human rights instruments, including the African Charter on Human and Peoples' Rights and its associated Protocols are prerequisites. In addition, and indeed as a bedrock for good governance, Africa places a premium on ensuring that there are institutions capable of designing and implementing inclusive processes and that foster democratic and transformative leadership at all levels.



### Goal 11: Democratic Values, Practices, Universal Principles of Human Rights, Justice and the Rule of Law Entrenched

The Continent continued to demonstrate its unwavering commitment to entrenching democratic values, practices, universal principles of human rights, justice and the rule of law. This is manifested, in part, through the enforcement of the African Charter on Democracy, Elections and Governance (ACDEG). The Charter sets out principles and commitments for AU Member States to nurture and consolidate democratic governance in Africa. To affirm their commitments to the objectives and provisions of ACDEG, Member States are required to sign, ratify, domesticate, implement, and report on the legislative, or other relevant measures taken to give effect to the principles and commitments of the Charter (Article 49).

While performance varied across the range of measurement parameters, the continent performed quite strongly overall, and evidently better than it did in 2019. For example, more people believe that there are effective mechanisms and oversight institutions to hold their leaders accountable, rising from 19% in 2013 to 31% in 2021. A similar pattern was recorded in the number of people who perceive effective press freedom, rising from 8% in 2013 to 30% in 2021. Finally, more people believe that the electoral processes produced free, fair and transparent elections. This number rose from 22% in 2013 to 35% in 2021.

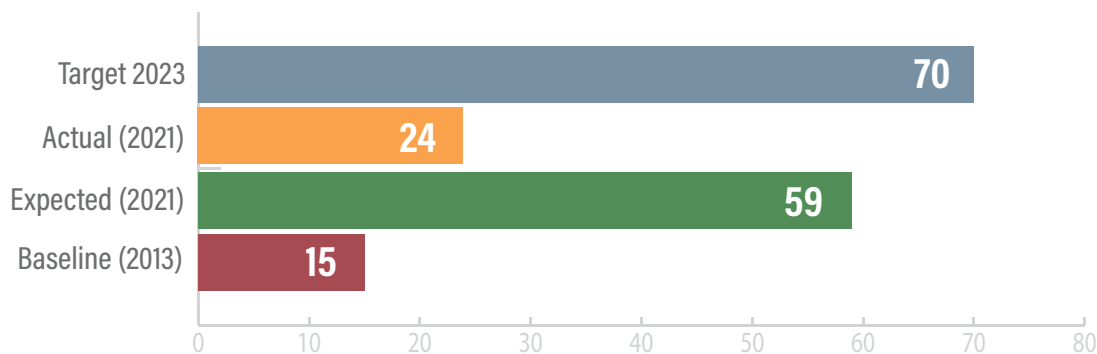




The Continent continued to demonstrate its unwavering commitment to the entrenchment of democratic values, practices, universal principles of human rights, justice and the rule of law. This is manifested, in-part, through the enforcement of the African Charter on Democracy, Elections and Governance (ACDEG). The Charter sets out principles and commitments for AU Member States to nurture and consolidate democratic governance in Africa. To affirm their commitments to the objectives and provisions of ACDEG, Member States are required to sign, ratify, domesticate, implement, and report on the legislative, or other relevant measures taken to give effect to the principles and commitments of the Charter (Article 49). Member States should progress beyond the signing and ratifications towards the actual implementation and actions that can lead to the intended outcomes of the Charter.

While performance varied across the range of measurement parameters, on the whole the Continent performed quite strongly and evidently better than it did in 2019. For example, an increase was recorded in the number of people who believe that there are effective mechanisms and oversight institutions to hold their leaders accountable, rising from 19% in 2013 to 31% in 2021. A similar pattern was recorded in the number of people who believe that there is freedom of the press, rising from 8% in 2013 to 30% in 2021. Furthermore, the percentage of people who believe that the electoral processes produced free, fair and transparent elections rose from 22% in 2013 to 35% in 2021, although it fell below the 2021 target value of 60%. The Continent also registered satisfactory performance with regards to the progress on domesticating ACDEG. By 2021, 85% of the 55 AU Member States had signed the Charter, and 60% had gone further to ratify it.

Figure 13: Percentage of people who believe that there are effective mechanisms and oversight institutions to hold their leaders accountable



Source: Data received from AU Member States

## Making Democratic Values and Practices the Norm

Many African countries are making efforts to promote good governance, democratic values and practices as evidenced by the progress of the relevant performance indicators including oversight mechanisms, freedom of expression, free and fair election, and the application of the African Charter on Democracy, Election and Governance. This entails translating the Charter into practical and tangible implementation steps, featuring the integration of democratic values and practices that are (re)produced and sustained as norms and subsequently incorporated in electoral processes. Below are specific cases drawn mainly from country-level reports showing the progress made in these fields.

In the area of oversight mechanisms, all countries reported that they have established institutions and measures for control and accountability. The pivotal ones are audit institutions that play an important role in maintaining government accountability and enforcing laws as well

ensuring that there are requisite checks and balances on executive and legislative powers. However, citizens' perception on effectiveness of oversight institutions to hold their leaders accountable vary between countries. For example, Zimbabwe and Mauritius recorded values of 55% and 75.1% respectively in 2020, against 45.4% in 2018 for Burkina Faso and 26.1% in 2017 for Senegal.

In addition to the mechanisms and institutions put in place by countries to ensure accountability in the management of public affairs, African countries have also taken progressive measures towards promoting freedom of the press and other initiatives to enhance citizens' access to information. This explains the adoption of the Access to Information (ATI) legislation and press codes in 18 African countries by 2021: Angola, Benin, Burkina Faso, Côte d'Ivoire, Ethiopia, Ghana, Guinea, Kenya, Liberia, Malawi, Mozambique, Niger, Nigeria, Rwanda, Seychelles, South Africa, South Sudan, and Togo. Furthermore, African countries enriched their national development planning processes with freedom of the press and citizens' right to information. For example, Sierra Leone has made steady progress in the

promotion of public access to information, supported by a functional Right to Access Information Commission (RAIC) established in 2014.

Relatedly, the proportion of the population which perceives freedom of the press, and those that believe that elections are free, fair and transparent varied across countries. For example, while Rwanda registered 77% and 92% respectively on the two indicators, Lesotho recorded 49% and 50% respectively in 2020. In Uganda and Senegal, the proportion of the population which perceived press freedom in 2020 was 70% and 90% respectively, while in Ghana and Ethiopia the proportion was 72% and 50% respectively.

Regarding democratic practices and free and fair elections, many African governments improved electoral democracy and the regularity of elections. In Senegal, studies carried out in 2017 on the population's perception of governance, peace and security show that 68.1% of people aged 18 and over have a good appreciation of how democracy works in the country. The proportion of the same age group in Burkina Faso who believe that free and transparent elections are respected is estimated at 74.8% in 2018. This is largely attributed to important reforms that have allowed the judiciary to disconnect from the executive and provide guarantees for judges to exercise their functions freely.

In the Seychelles, there has been remarkable progress towards good governance over the last five years. This includes political discussions which are more open and participatory. Following parliamentary elections in 2016,

new legislation was passed, greater efforts were made to fight corruption, and numerous institutions and civil society organisations were established to advocate for greater protection of and education on human rights, transparency and accountability. Ghana signed and ratified the ACDEG in January 2008 and September 2010 respectively. Since then, the country has successfully conducted three elections and also passed the Right to Information Act, 2019 (Act 989). This led to the establishment of the Right to Information Commission and Secretariat in 2020. Kenya signed the ACDEG in 2008 and ratified it in January 2021. The Government has domesticated the Charter through the Constitution of Kenya, 2010 which captures the values and principles of democracy in Chapter Two as well as leadership and integrity in Chapter Six. The Government has further domesticated the Charter through electoral related policies and legislation. The Government has also established human rights institutions to promote human rights and monitor the implementation of human rights norms by the State.

However, challenges persist across the countries in areas such as equal access for voting, permission to international and regional organs to observe elections alongside the public citizens' satisfaction on the "modus operandi" of elections. In Tunisia, for instance, presidential, legislative, and municipal elections take place under the supervision of the Independent Higher Authority for Elections. Yet, international, and independent observers concluded the dissatisfaction of citizens with the legislative elections which were held on October 26, 2014, and October 6, 2019.



## Goal 12: Capable Institutions and Transformed Leadership in Place at All Levels

Among other critical enablers of continental transformation is the existence and sustenance of capable institutions as well as transformative leadership at all levels, evidenced by an efficient, responsive, accountable and corruption-free public service. The continental score computed from overall governance performance" (APRM, 2019) shows a weak performance. The proportion of persons who reported to have paid a bribe to a public official at least once or were asked for a bribe in the preceding twelve months increased from 9.5% in 2013 to 31.4% in 2021. This weak performance calls for greater efforts to strengthen operationalisation of the norms of the AU Convention on Preventing and Combating Corruption (AUCPCC) and the African Charter on Values and Principles of Public Service and Administration (ACVPPSA) in the management of public affairs.

The weak performance at continental-level notwithstanding, many African countries put legislative and regulatory measures in place to establish and maintain strong institutions and transformative leadership at all levels. In Ghana, the proportion of persons who reported paying a bribe to public officials dropped from 31.6% in 2013 to 29.9% in 2017. While urban areas recorded

a decline in the proportion of persons who reported paying bribes, rural areas registered an increase, from 25.1% to 26.1% over the same period. Key interventions undertaken by the Government of Ghana to curb corruption include the establishment of the Office of the Special Prosecutor, and the implementation of the Right to Information Act and Whistle Blowers' Act. Senegal undertook a series of measures to rationalise and optimise public service delivery through the introduction of a results-based management (RBM) approach at all levels of public administration and centralisation of the country's data management system of public officials. In Burkina Faso, the proportion of persons who reported to have paid a bribe to a public official at least once or were asked for a bribe in the preceding twelve months stood at 2.2% in 2018. The Corruption Perceptions Index (CPI) which ranks countries according to their perceived degree of corruption rose from 38% in 2013 to 40% in 2020. Madagascar rose nine places on the CPI and was ranked 149 out of 180 countries in 2020 as compared to 2019. Sierra Leone also recorded remarkable progress climbing 10 places from 129 in 2017 to 119 in 2019.







## Progress Towards the Achievement of Goals in Aspiration 4: A Peaceful and Secure Africa

Overall  
Score  
**63%**

Africa committed to establish and operationalise mechanisms for preventing and peacefully resolving conflicts at all levels. The commitment is underpinned by principles that espouse dialogue-centred conflict prevention and resolution and nurturing a culture of peace and tolerance among the African population, including children and youth. In this aspiration, Africa places peace as a precondition for growth and development.

An aggregate performance score of 63% was recorded, due in part to significant reduction in the number of conflict-related deaths, a drop in the number of armed conflicts, and the existence of national peace councils in AU Member States.



### Goal 13: Peace, Security and Stability are Preserved

The Continent continued to consolidate its positive performance in preserving and restoring peace and security, as evidenced by the significant decline in conflict-related deaths emanating from armed conflicts and those arising out of disagreements and intolerances along religious or ethnic lines. In 2020, the aggregate results of analyses of 15 country reports records 144 conflict-related deaths (per 100,000 persons) against 202 in 2013. This score also shows that both the 2021 target of 121 and the 2023 target of 101 conflict-related deaths have been exceeded. The strong performance is attributed to various interventions by AU Member States. Key among these measures are inclusive dialogue-centred initiatives that focus on conflict prevention and management, espousing multi-stakeholder efforts of religious leaders, women and youth, and leveraging early warning systems.

While recognising progress at the continental level, some countries registered increases in the number of conflict-related deaths. For example, since 2015 Burkina Faso has encountered security challenges owing to terrorist attacks. Over the period 2015 to 2019, the number of deaths in the country related to terrorist attacks was estimated at 4 per 100,000 inhabitants. Relatedly, the number of terrorist attacks was recorded at 584, with 425 in 2019 alone. These attacks have caused loss of lives among the civilian population and internal displacement of people as a result of conflict. This situation has not only affected development actions in the country but has also increased the cost of development interventions and undermined social cohesion, the foundation of inclusive and sustainable development. In Chad, in pursuit of peace, security and stability, the Government has placed a premium on strengthening national unity through the promotion of a culture of peace, civic values and national cohesion. Furthermore, thrust has been placed on strengthening good governance and the rule of law, with security considered as one of the key factors of development.





## Goal 14: A Stable and Peaceful Africa

The reporting period coincided with the continental 'Silencing the Guns' campaign in 2020 to build a stable and peaceful Africa that is characterised by zero armed conflicts within and between AU Member States. During the period under review, the Continent registered a reduction of 57% in the number of armed conflicts, against an expected target of 100% reductions from 2020 onwards. The last two years of the First Ten-Year Implementation Plan provide an opportunity for Africa to consolidate the gains made in the domain of peace and stability. This may include, among others, nurturing a culture of peace and tolerance, and thereby leveraging Africa's diversity to foster harmony and strengthen socio-economic transformation.

There has been progress with regards to reducing the number of armed conflicts over the past 10 years. For example, the Kingdom of Eswatini is a model of peace in the region since independence in 1968, mainly due to the absence of armed conflicts, whether between Government and citizens or among citizens themselves. Eswatini is one of the most peaceful countries in Africa, ranked 72 out of 163 independent states and territories, according to the 2019 Global Peace Index (GPI) report released by the Institute for Economics and Peace. Efforts by the Government to improve transparency and accountability measures as well as low levels of corruption have contributed to sustained peace and stability in the country. Sierra Leone is an example of a country transitioning from armed conflict to maintaining peaceful cohesion. In 2020, the country was ranked 46th in the Global Peace Index. The country's successful journey of walking out of fragility towards resilience and sustainable development registered another milestone in December 2020 when it was finally removed from the Formal Agenda of the UN Peacebuilding Commission Configuration. Notwithstanding a few election-related tensions, Sierra Leone has not recorded any armed conflict during the period under review.

In some countries, however, the number of conflicts increased during the reporting period. In Niger, for example, the regions of Diffa and Tillabéri were most affected by the growing civil insecurity characterised by battles, violence against civilians and explosions. Despite this situation, Niger has developed resilience by efforts to safeguard the territory from terrorist groups. For example, the Government allocates an average of 17% of its national budget to defence and security.



## Goal 15: A Fully Functional and Operational African Peace and Security Architecture

To ensure a fully functional and operational African Peace and Security Architecture (APSA), a target was set in the First Ten-Year Implementation Plan for all AU Member States to establish a National Peace Council by 2016. The Peace Councils are expected to serve as APSA platforms for preventive and mediating measures aimed at avoiding and/or resolving conflicts between political parties, ethnic groups, and religious groups. Although the deadline has long passed, the Continent registered progress with 76% of AU Member States reporting the establishment of National Peace Councils. The 2021 overall performance score of 60% denotes a decline from the 2019 performance, mainly explained by the increased number of countries that reported in the period under review compared to 2019. The 2021 performance score highlights the need to place emphasis on fast-tracking the establishment and the subsequent sustenance of National Peace Councils thereby avoiding a scenario in which they become dysfunctional.

Most African countries established institutional mechanisms for the prevention, management and resolution of internal and external conflicts and maintain sustainable peace. For example, Ghana established its National Peace Council in 2011. The Council, which has a representation across all regions, has played a vital role during election years by convening meetings for leaders and flag bearers of political parties to sign pacts prior to the elections. In Madagascar, the government established a number of institutions, namely the Ombudsman of the Republic, Defender of the People and the Council for Malagasy National Reconciliation to ensure peace and security in the country. In Niger the High Authority for Peacebuilding is placed under the supervision of the Presidency of the Republic and has been instrumental since 1955 in monitoring the implementation of peace agreements and other additional protocols.

The Dakar International Forum on Peace and Security in Africa brings together many African Heads of State and Government, international partners, as well as multiple actors of peace and security annually. Launched in December 2014 in Dakar, it has become an essential

platform convening key actors engaged in security and peace on the African continent. Notwithstanding that there is a need to establish a functional National Peace Council, Eswatini recorded a significant increase in the number of national dialogues aimed at strengthening social cohesion, from 2 in 2013 to 6 in 2021. Eswatini is also working towards establishing complementary mechanisms for peaceful resolution of conflicts that foster nurturing a culture of peace in children through the integration of peace education in all school curricula.

In addition to a national peace council, Rwanda has Umushyikirano which is a National Dialogue Council as provided for by the Constitution. Rwanda also holds national leadership retreats every year as well as complementary dialogues to enhance peace, unity and reconciliation such as the Ndi Umunyarwanda dialogues. These dialogues are also aimed at strengthening areas of mutual defence and military cooperation by signing Memoranda of Understanding on Peace and Security through Embassies of Rwanda and participating in international peacekeeping missions (over 5,335 personnel) in Central African Republic, South Sudan and Mozambique.





## Progress Towards the Achievement of Goals in Aspiration 5: Africa with a Strong Cultural Identity, Common Heritage, Values and Ethics

Overall  
Score  
**45%**

Africa attaches importance to the values and ideals that underpin Pan-Africanism. Accordingly, the First Ten Year Implementation Plan of Agenda 2063 placed particular emphasis on entrenching Pan-African ideals in school curricula and promoting Pan-African cultural assets such as heritage, folklore, languages, music, theatre and literature among children in school. The continent's aspiration for cultural renaissance are supported by policy instruments, such as the Charter for the African Cultural Renaissance which considers that "the unity of Africa has its foundation first and foremost in its history".



## Goal 16: African Cultural Renaissance is Pre-Eminent

The African Union's annual theme in 2021 was 'Arts, Culture and Heritage: Levers for Building the Africa We Want.' The AU places particular importance on an African Cultural Renaissance as a critical catalyst for harnessing Africa's diversity optimally and for peaceful and harmonious co-existence. The Continent scored 45% against the target of content of curricula on indigenous African culture, values and language in primary and secondary schools. Recorded at 23%, the value is a significant increase from the 2013 score of 14.4%, although way below the 2021 target of 50.9% and the 2023 target of 60%. Africa needs to make greater efforts to attain these targets. Implementation of the Charter for the African Cultural Renaissance may be of particular importance, with a focus on strengthening the use of indigenous African culture, values and language as a bedrock and a medium of instruction for primary and secondary schooling.

While the aggregate value of the Continent on promoting local content in primary and secondary school education is quite low, a few countries made significant progress, offering potential good practices that can be replicated in other countries. Ethiopia is renowned for preserving and promoting its culture through various interventions including UNESCO cultural heritage sites. Heralded through its tourism motto 'Land of Origins,' Ethiopia has persistently promoted itself and Africa as a whole throughout the world. Moreover, under the Ministry of Culture and Tourism, there are cultural development initiatives through art, music and musical instruments. By the end of June 2020 around 150 ethnography cultures and heritages were registered. Furthermore, the Ethiopian education curriculum includes the people's culture and cultural heritage. In particular, mother tongue languages are used as a medium of instruction in primary school education alongside other prominent languages. In Eswatini, the proportion of content of the curricula on indigenous African culture, values and language in primary and secondary schools currently stands at 45%. As per the Eswatini Education and Training Sector Policy, Siswati is the Medium of instruction in Grades 1-4. Siswati as a school subject includes the language and cultural activities such as Umhlanga, Lusekwane and Kudla kwesiSwati. Other subjects that promote the ideals of Pan-Africanism include Social Studies, English Language (African Literature), History, Religious Education, General Studies and Practical Arts. The curriculum also includes music, which draws songs from Zulu, Tswana, Shangaan and Shona. Major Pan-Africanism concepts such as Ubuntu are integrated in different subjects of the school curriculum.

Similarly, according to the Ghana Education Service (GES) over 50% of the country's 2019/20 basic education curriculum covers indigenous African culture, values and language. Furthermore, the GES has a dedicated unit in charge of culture that organises cultural



exhibitions and competitions among basic schools to promote the diverse cultures of the people of Ghana and Africa at large.

To maintain African and Nigerien culture and cause it to flourish, Niger created a Ministry of Cultural Renaissance. School curricula have been revised to include the teaching of national languages at pre-school and primary levels. Niger also integrated a strategic consideration for cultural renaissance into its Economic and Social Development Plan 2017-2021. This will serve as a basis for reforms and development of the economy. Cultural renaissance appears in this Plan as an essential condition for social, political and economic modernisation. The country purposes to situate culture as a key contributor to shaping a 'New Type of

Nigerien,' a model that promotes responsible citizenship, anchored on Nigerien cultural values of integrity, respect for others and public affairs. In Morocco, several measures have been taken to promote a culture of peace and non-violence, one that appreciates and nurtures cultural diversity. These include the presence of cultural values and the consideration of cultural diversity in textbooks, and the development of a values-guide for teachers. Furthermore, the country implements initiatives aimed at raising awareness and promoting peaceful co-existence in a multi-cultural ecosystem. The initiatives implemented in collaboration with international organisations and civil society are mainly focused on school students and children in summer camps.





## Progress Towards the Achievement of Goals in Aspiration 6: An Africa whose Development is People Driven, Relying on the Potential of the African People

Overall  
Score  
**67%**

Africa attaches great importance to inclusive and active participation of all its citizens in decision-making for sustained stability, growth and socio-economic development. In this regard, gender equity is highlighted in all spheres of life, embodied in domains such as women and youth empowerment, elimination of all forms of discrimination, and the fight against violence to women and children.

The period under review saw a moderate performance aggregate score of 67% at continental-level. Areas where strong performance was registered include the proportion of seats held by women in parliament that increased from 21% in 2013 to 27.6% in 2021, the proportion of women and girls subjected to sexual and physical violence that significantly dropped from 41.6% to 21.2%; and the proportion girls and women aged 15-49 years who undergo female genital mutilation or cutting which dropped from 38% to 27% in the period 2013 and 2021.

However, the performance of the continent was relatively weak on women's ownership or secure rights over agricultural land, which was 16% in 2013 and rose slightly to 23% in 2021 but fell below the expected 2021 objective of 39%. Unfortunately, Africa registered increases in the percentage of children engaged in child labour, child marriage, and as victims of child trafficking.



## Goal 17: Full Gender Equality in All Spheres of Life

African Union Member States believe strongly in gender equality as a prerequisite for realising the aspirations, goals and targets embodied in Agenda 2063's First Ten-Year Implementation Plan. Accordingly, a set of measurement parameters were defined to keep track of the Continent's performance to ensure full gender equality in all spheres of life. During the period under review, the Continent registered a slight increase in the proportion of women in total agricultural population with ownership or secure rights over agricultural land. The figure rose from 16% in 2013 to 23% in 2021. However, the performance falls short of the 2021 target value of 39%. Furthermore, the proportion of seats held by women in national parliaments, regional and local bodies increased from 21% in 2013 to 27.6%, just below the 2021 target of 28%. The continent also recorded a significant reduction in the proportion of women and girls subjected to sexual and physical violence, dropping from 41.6% in 2013 to 21.2% in 2021. Similarly, the proportion of girls and women aged 15-49 years who underwent female genital mutilation or cutting dropped from 38% to 27%, hence registering a 70% performance against the 2021 target of 23%. The Continent, however, registered much smaller progress with regards to increasing the proportion of children whose births are registered in the first year. The aggregate values increased from 29% in 2013 to 46% in 2021. These were quite minimal in relation to the 2021 target value of 100%.

### Proportion of Leadership Positions held by Women

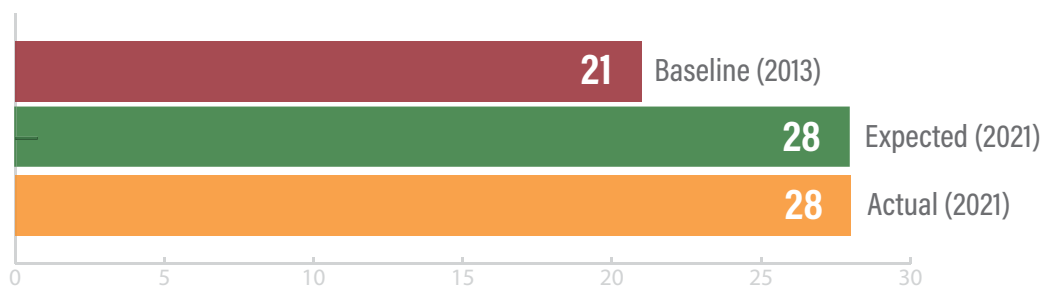
Country-specific narratives provide deeper insights and explain the patterns that the Continent has registered towards achieving gender equality in all spheres. In Egypt, the proportion of seats held by women parliament, regional and local bodies rose from 14.9% in 2014 to 27.41% in 2020. The country witnessed notable positive progress on women's empowerment and gender equality in areas such as the proportion of ministerial and cabinet positions that are occupied by women, recorded at 25% in December 2019. Furthermore, the Government, in partnership with

Care Egypt Foundation and Microsoft, launched a Women's Empowerment Campaign which aims to contribute to social, economic and human capital development in Egypt by equipping upcoming and existing female workforce with future-ready skills.

In Rwanda, the overall proportion of seats held by women in parliament, regional and local bodies increased from 41.9% in 2013 to 47.4 % in 2019 and later to 46.75% in 2021. The commendable performance of the country is explained by various policy and programmatic interventions. For example, Article 10 of Rwanda's Constitution emphasises the fundamental principles upheld by the country that include equality of all Rwandans and between men and women. It affirms that women should occupy at least 30% of leadership positions in decision-making organs. In addition to the constitutional provision, other legal instruments and policies have been established to promote women's empowerment, including a legal framework that was approved by the cabinet in February 2021. To date, gender equality in public service stands at 79.63%.

Furthermore, there are interventions supported by development partners such as the AfDB that are geared towards women empowerment. The Bank, for example is committed to enhancing women's access to finance. The Bank's Affirmative Finance Action for Women in Africa (AFAWA) aims to raise \$300 million and leverage \$3 billion by 2025 for financial and nonfinancial services to women in business. At the G7 Summit in August 2019, AFAWA secured pledges of \$251 million to support women entrepreneurs in Africa. AFAWA is also partnering with the World Bank-led Women Entrepreneurs Finance Initiative to mobilise resources to address the financial and non-financial constraints faced by women-owned/led SMEs in Africa.

Figure 14: Proportion of Seats held by women in national parliaments, regional and local bodies in Africa



Source: Data received from AU Member States

The proportion of seats held by women in the Mauritius National Parliament increased to 20.0 % in 2020 from 11.6 % in 2014. Furthermore, for the first time in the history of Mauritius, the two constitutional posts of the function of the President of the Republic of Mauritius and that of the Speaker of the National Assembly were occupied by women. The Constitution was amended in 2011 with a view to ensuring adequate representation of each sex on a local authority.

### Other Areas of Gender Equality

In Chad, efforts towards full equality between men and women have progressed substantially. For example, the proportion of women and girls who are victims of sexual and other violence decreased from 15% in 2013 to 4.30% in 2021. Similarly, the proportion of women and girls aged 15-49 who underwent genital mutilation dropped from 38.40% in 2013 to 34.20% in 2021, while the proportion of children whose births are registered in the first year also increased

from 8.70% in 2013 to 25.70% in 2021. The improvements registered in Chad are attributed to a number of reforms and policies that have been implemented to enhance the situation of women. These include the adoption of the National Gender Policy and its National Action Plan; the adoption of the National Strategy to Combat Gender-Based Violence; a Law prohibiting child marriage; and the creation by a Government Decision in 2017 to establish a thematic radio station called 'The Voice of Women.'

Lesotho achieved gender parity in education, health and survival indicators according to the Global Gender Gap Index (2020). The Government adopted the Gender and Development Policy in 2018 to strengthen national efforts towards gender equality and women's empowerment. The Policy is based on 12 pillars, with the fourth pillar devoted to the economic empowerment of women. The Government has promulgated a number of laws aimed at increasing women's representation in social, economic and political





spheres. Some of the major results include the conversion of land tenure from customary to registered leases, which in turn has created more opportunities for women to own and lease land. Before the Land Act 2010, 73% of leases were registered to men only. Women now hold 34% of leases, while joint registration by men and women is now recorded at 25%.

In Côte d'Ivoire, the proportion of seats held by women in parliament and regional and local bodies increased from 10% in 2013 to 11% in 2017. The percentage of women elected in municipal elections rose from 5.07% to 7.96%. In addition, political parties are now required to fill a quota of 30% positions for women during legislative, municipal and regional elections. With regards to empowerment of women and girls, the Government has set up the Support Fund for Women. Launched in December 2012 with an

initial endowment of XAF 1 billion, the Fund was increased in 2021 to XAF 25 billion. It has enabled 261,450 women in the country to carry out income-generating activities.

In terms of assistance to women in the face of risks of abuse, violence and exploitation, 5,405 survivors of gender-based violence in 2020 received psychosocial care, and 391 survivors of rape (70%) were treated medically within 72 hours. Furthermore, the Government of Côte d'Ivoire reformed the institutional and regulatory framework for gender equality and gender promotion. The new Constitution adopted in 2016 makes provisions for the elimination of all forms of violence against women and girls. It also strengthens the political rights of women in elected assemblies and gender parity in the labour market.



## Goal 18: Engaged and Empowered Youth and Children

Africa attaches high importance to youth empowerment as a prerequisite for effective engagement of youth and children in the implementation of Agenda 2063. To this end, various programmatic and policy interventions have been deployed, including the implementation of the African Youth Charter. Accordingly, a set of measurement parameters have been defined to enable the Continent keep track of its progress towards the realisation of engaged and empowered African youth and children. The aggregate value of the Continent on youth unemployment rate stood at 17.6% in 2021, reducing very minimally from 18.4% in 2013. Unfortunately, the Continent registered increases in the percentage of children engaged in child labour, rising from 15% in 2013 to 23% in 2021. Similar patterns were recorded in the percentage of children victims of child marriage, which rose from 8% in 2013 to 18% in 2021. Furthermore, Africa registered a weaker performance in the percentage of children who are victims of human trafficking compared to 2013. The proportion tripled from 1.1% in 2013 to 3.3% in 2021. Regarding the level of implementation of the provisions of the African Youth Charter, the aggregate value for the Continent stood at 74.4% in 2021, up from 66.5% in 2013 but far below the 2021 value of 100%.



## Youth Empowerment and Children's Rights

Ghana signed the African Charter on the Rights of Youth in 2008 and ratified it in 2013. The Charter has been domesticated through the implementation of a National Youth Policy. The country has also allocated a 5% share of the District Assemblies Common Fund on an annual basis to fund the roll-out of the National Youth Policy Implementation Plan.

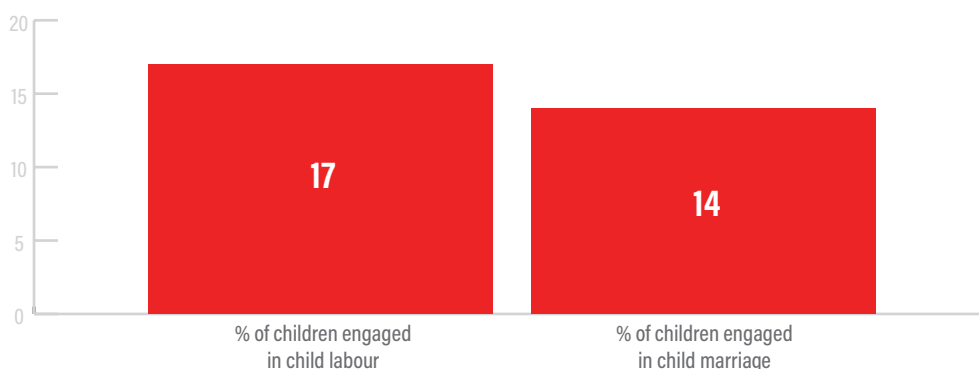
In Tanzania, youth employment stands at about 57.1% of the national labour force and has been growing yearly. Furthermore, about 48% of all micro, small and medium-size enterprises in Tanzania are owned by youth. In recognition of the contribution of young men and women to socio-economic development, the Government in collaboration with various stakeholders, has undertaken a number of initiatives to empower the youth. For example, Zanzibar has made several efforts to strengthen the business environment by implementing youth programmes, projects, and initiatives at all levels. Subsequently, a total of 13,196 employment opportunities ensuring decent work were created for the youth over the years between 2016 to 2020.

According to the modular survey report of the Institute of Statistics and Economic Studies of Burundi and the African Development Bank on living conditions of households in Burundi in 2013/2014, unemployment is higher among men than among women even if the differences are not significant. Furthermore, the studies reveal that unemployment particularly affects young people aged 15- 35, with an estimated rate of 3.7%. Accordingly, the Government of Burundi has taken measures to address youth unemployment. For example, in 2015 through a presidential decree, an Impulse, Guarantee and Support Fund was established under the administrative supervision of the Minister of Finance, Budget and Economic Planning. In addition, an investment bank for young people was created in 2018. Other structures that support youth employment include the Burundi Office of Employment and Manpower, the Local Observatories of Employment and Training, and the national framework for social dialogue.

In Egypt, remarkable progress was made in increasing youth employment. This was achieved through the Government's deliberate efforts to reduce by half the proportion of youth who are unemployed.

46

Figure 15: Percentage of children engaged in child labour and child marriage in 2021



Source: Data received from AU Member States

In pursuit of Agenda 2063 goal of improving the quality of life of Africans and empowering African youth, the AfDB launched its flagship Coding for Employment digital training programme in April 2019. The programme identified 14 centres of excellence and has trained over 90,000 young Africans (47% women) in ICT. The Bank aims to expand this programme over the next 10 years to 130 centres of excellence across Africa, creating nine million jobs and empowering young people to become innovative players in the digital economy, and eradicate child labour. Concrete interventions included the promotion of Micro-, Small and Medium-sized Enterprises (MSMEs). The Government launched various initiatives geared at increasing opportunities and

credit facilities for MSMEs. For example, the Central Bank of Egypt directed banks to increase financing made available to MSMEs from 20% to 25% of banks' credit facilities portfolio, which would create and maintain about one million jobs. In addition, the Forsa (opportunity) programme was launched, which aims at empowering the beneficiaries of the Takaful (solidarity) and Karama (Dignity) cash transfer programme and additional vulnerable groups through establishing their own MSMEs. As a result of the Government's efforts, unemployment rates among female and male youth in the age group 15-24 years declined from 31.9% in 2013 to 16.4% in 2020.

In Mauritania, child labour (for children aged 10 to 17 years) declined sharply, recorded at 4.3% in 2017 against 7.8% in 2012. This decrease is correlated with improved access to education and a decrease in the prevalence of poverty, particularly in rural areas. Data from the Employment and Informal Sector Surveys, conducted in 2012 and 2017, reveal that child labour affects young boys more than girls, with rates of 6.08% and 2.92% respectively in 2012 and 5.4% and 3.3% in 2017.





## Progress Towards the Achievement of Goals in Aspiration 7: Africa as a Strong and Influential Global Partner

Overall  
Score  
**58%**

The First Ten-Year Implementation Plan of Agenda 2063 positioned the Continent to engage, with mutual benefit, in global socio-economic affairs. In this regard, Africa prioritises the use of credible data and evidence in planning, and places premium on greater autonomy and takes responsibility in financing its development.

The period under review saw a number of AU Member States reporting availability of statistical legislation that complies with fundamental principles of official statistics, increases in the proportion of public sector budget funded by national capital markets, and a notable proportion of the national budget allocated for the implementation of functional statistical systems. The aggregate value of total tax revenue as a proportion of GDP increased from 17% to 31% in 2013 and 2020 respectively but fell short of the expected target of 63%. In addition, the proportion of resources that were raised through innovative financing mechanisms as a percentage of national budget remained at 11% in the two data points.



## Goal 19: Africa as a Major Partner in Global Affairs and Peaceful Co-Existence

As a central prerequisite for Africa to re-write its development narrative, the Continent places strong focus on strengthening systemic statistical capacities. In this regard, the Continent has committed to strengthening policy and programmatic interventions for enhanced national statistical systems. These efforts are expected to yield timely and improved quality of data that is collected, analysed and reported, leading in-part to Africa's enhanced position as an influential global player and partner in global development engagements.

Africa's performance on this goal was measured at national level by assessing the availability of statistical legislation that complies with fundamental principles of official statistics. In addition, performance measurement includes the proportion of national budget allocated for the implementation of functional statistical system, and the existence of formal institutional arrangements for the coordination of the compilation of official statistics.

During the reporting period, 94% of AU Member States had legal instruments on statistics that comply with fundamental principles of official statistics, signifying a 39% performance of the 100% objective in 2021. Similarly, the Continent recorded a significant increase in the number of AU Member States that reported the existence of institutional mechanisms for the coordination and compilation of official statistics, rising from 59% to 76%, although falling below the 2021 target of 92%. Furthermore, the average proportion of the national budget allocated for the implementation of functional statistical systems stood at 0.07% against the 2021 target value of 0.13%.

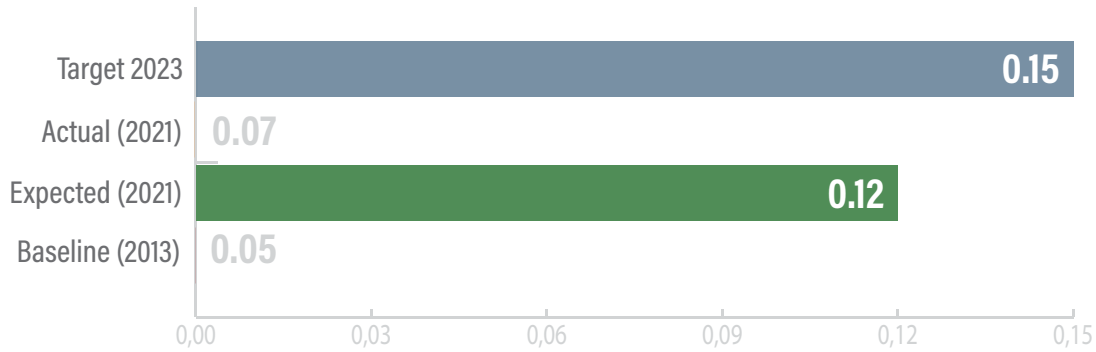
Namibia has taken various measures to strengthen its national statistical system. This includes the development of the National Strategy for the Development of Statistics (NSDS) that is purposed at strengthening the coordination of the national statistical system. Furthermore, the Government has developed the Namibia Quality Assurance Framework for Statistics to implement the Statistics Act and Policy and is in advanced stages in developing standards for implementing the Quality Assurance Framework.



Regarding the adoption of statistical legislation that complies with fundamental principles of official statistics, Egypt has a national statistical system under the oversight of the Central Agency for Public Mobilisation and Statistics (CAPMAS). CAPMAS works through the legislative framework and the law that regulates statistical work in the

implementation of Article 68 of the country's constitution which stipulates the right of the people to, and their ownership of information. Furthermore, there is a law which provides for the confidentiality of individual data related to statistics.

Figure 16: Proportion of national budget allocated for the implementation of functional statistical systems



Source: Data received from AU Member States



## Goal 20: Africa Takes Full Responsibility for Financing Her Development

Africa's resolve to take full responsibility for financing her development remains firm, evidenced through different measures that have been taken at national, regional and continental level. As prerequisites for realising this goal, the Continent periodically assesses the proportion of public sector budget funded by national capital markets, and the proportion of GDP contributed by total tax revenue. Additionally, Africa tracks the percentage that total official development assistance (ODA) contributes to the national budget. The Continent also assesses the proportion of resources raised through innovative financing mechanisms to the national budget.

The Continent recorded a strong performance on the funding contribution of national capital markets to the public sector budget, recorded at 21% in 2021 against the 2013 value of 18%. Relatedly, Africa registered a strong performance regarding the proportion of ODA in national budgets. The proportion dropped slightly from 7.3% in 2013 to 6.9% in 2020. The Continent performed poorly, however, with regards to the contribution of total tax revenue as a percentage of GDP, recorded at 31%, and falling below the 2021 target of 63%. Furthermore, the proportion of resources raised through innovative financing as a proportion of national budgets remained at 11% between the two data-points, falling way below the 2021 target of 62%.


Several countries have taken measures to ensure financing of their development efforts. These efforts serve as an inspiration for the rest of the continent, highlighting potential triggers of success in this domain, albeit with the need for contextualising.

In Egypt, the total tax revenue as a percentage of GDP increased from 12.5% in 2015 to 14% in 2020. This was as a result of the new tax reform system which purposes to attract investors by presenting a more conducive environment through initiatives such as the electronic tax return system, the major financiers programme, and implementing investor-incentive programmes.

Mauritania attaches great importance to mobilising domestic sources as an essential factor for achieving the national, continental and global development goals in the country. In this regard,

monetary policy, external balances over the past decade, and maintaining fiscal sustainability have been some of Government's top priorities. Budgetary achievements had enabled state revenues, excluding grants and oil revenue, to record a level of nearly MRU 541 billion in 2019, rising from MRU 419 billion in 2015 and MRU 390 billion in 2013. This trend is supported by a tripling of revenues between 2008 and 2019, attributed to heightened resource mobilisation efforts evidenced in broadening the revenue base and especially improvements in tax revenue collection. Accordingly, the proportion of taxes in GDP increased by 1.5 percentage points between 2017 and 2018, from 14.5% in 2017 to 16.0% in 2018.

In Zambia, the proportion of public sector budget funded by national capital markets increased from 32% in 2016 to 70% in 2020. The Government has embarked on enhancing information technology as a way of promoting simple and user-friendly models of remitting tax. These measures have improved collection of taxes from various stakeholders.









# Implementation Status of AU Flagship Projects

The flagship projects of Agenda 2063 are continent-wide transformative programmes, projects and initiatives aimed at accelerating Africa's economic growth and promoting a common identity by celebrating the continent's history and vibrant culture. The flagship projects cover infrastructure, education, science, technology, arts and culture as well as initiatives in the domain of peace and security.



## African Continental Free Trade Area (AfCFTA)

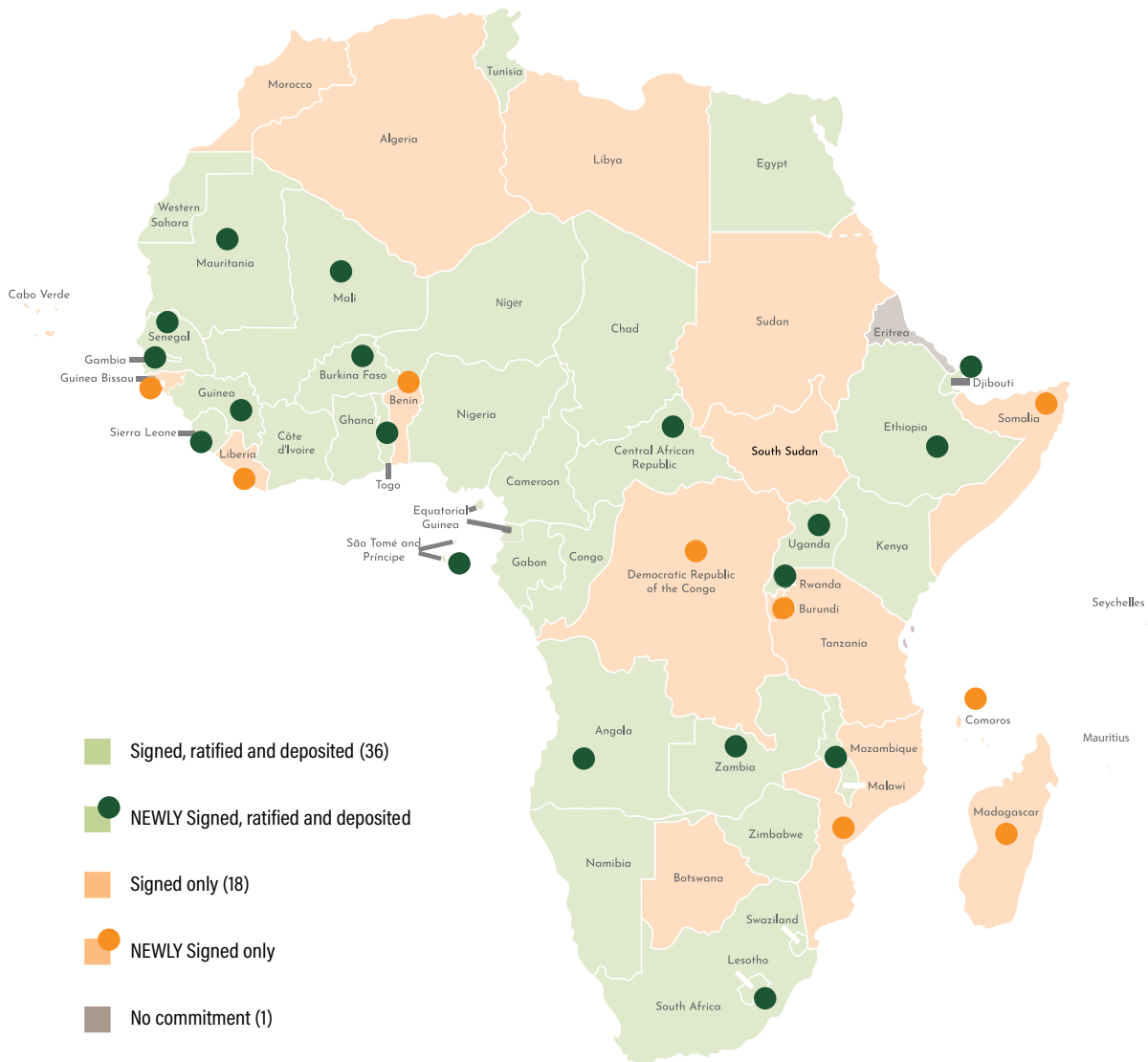
The African Free Trade Continental Area (AfCFTA) aims to accelerate intra-Africa trade as an engine of growth and sustainable development by doubling intra-Africa trade and strengthening Africa's common voice and policy space in global trade negotiations. Trade under AfCFTA means a liberalised single market for goods and services facilitated by the easy movement of people and capital. Accordingly, AfCFTA lays the foundation for a continent-wide customs union. Ultimately, this new single market is expected to contribute to sustainable and inclusive socio-economic development, gender equality and, more broadly, lead to enhanced competitiveness and industrial development.

52

- To date, 54 AU Member States have signed the AfCFTA Agreement, 42 Member States have ratified it, and 39 have deposited their instruments of ratification, demonstrating a high level of political commitment to achieving market integration in Africa.
- On trade in goods, Member States have made commitments to substantially liberalise all trade by eliminating tariffs on 97% of tariff lines over a specified period of time. The remaining 3% of the tariff lines are products which are excluded from no reduction in tariffs. So far, 43 countries, representing 78% of AU membership, have submitted their tariff offers. Tariff offers from four Customs Unions have been received, namely the Economic and Monetary Union of Central Africa (CEMAC), the East African Community (EAC), the Economic Community of West African States (ECOWAS) plus Mauritania, and the Southern African Customs Union (SACU). Together, these 4 Customs Unions account for more than two-thirds of all the offers submitted.
- On rules of origin negotiations, about 87% of the tariff lines have been agreed upon. At the 7th Meeting of the Council of Ministers, the Ministers of Trade endorsed the provisional application of rules of origin in existing trade regimes of RECs pending the adoption of all outstanding issues in the rules of origin negotiations, in line with Article 42(3) of Annex 2 of the Protocol on Trade in Goods. In this regard, Ministers requested the AfCFTA Secretariat to develop guidelines for such action.
- On trade in services, there have been significant advancements in the implementation of the objectives of the Protocol on Trade in Services. So far, the Secretariat has received 42 initial submissions by State and non-State Parties, covering the five priority sectors. Some State and non-State Parties, namely members of CEMAC, EAC, and ECOWAS, have all presented consolidated offers as part of this process.

- On 3 May 2021, the AfCFTA Council of Ministers responsible for Trade established the Phase II Committees to facilitate negotiations on the Protocols on Investment, Competition Policy, Intellectual Property Rights, Ecommerce, and on Women and Youth in Trade.
- The 4th Meeting of the Council of Ministers approved the establishment of the AfCFTA Committee of the Director Generals of Customs. The Council of Ministers also established the Sub-Committee on Customs Cooperation, Trade Facilitation, and Transit.
- Work to operationalise the Dispute Settlement Mechanism to accompany the commencement of trading under the AfCFTA has begun.
- Besides establishing the Appellate Body as a standing tribunal to hear appeals from cases adjudicated by Panels, State Parties have been invited to nominate experts to the indicative list of panellists. The Dispute Settlement Body is an important part of the agreement, as it sends a very strong signal to investors that Africa is committed to abiding by the rules of the AfCFTA.
- The Business Investment Forum was launched on 3rd August 2021 by H.E. João Manuel Gonçalves Lourenço, President of the Republic of Angola. The aim of the Forum is to further expand bilateral business relations through the promotion of two-way investment and mutually complementary partnerships in the relations between two countries, while the Secretariat provides a meaningful platform for engagement.

### Status of AfCFTA Ratification (September 2021)





## Africa Integrated High Speed Railway Network

The Africa Integrated High Speed Railway Network (AIHSRN) aims to connect the capital cities of all African countries and commercial centres with a high-speed train network, facilitating the movement of goods, services and people. Accordingly, the project contributes directly to the realisation of the AU's vision to integrate the continent physically and economically. The increased connectivity by rail also aims to reduce transport costs and relieve congestion of current and future transport systems.

### Status of Implementation

- The First Ten-Year Implementation Plan of the AIHSRN has been developed. The Plan features 14 pilot projects and three accelerated pilot projects which have been identified.
- Regional readiness workshops have been undertaken to evaluate the readiness of countries and RECs involved in the project.
- Member States have been trained on the (Luxembourg) Rail Protocol and the Cape Town Convention on International Interests in Mobile Equipment, a ground-breaking global treaty which will make it much easier for the private sector to finance railway rolling stock worldwide.

54

## The Pan-African E-Network

This project aims to put in place policies and strategies that will lead to transformative e-applications and services in Africa, especially the intra-African broad band terrestrial infrastructure, and cyber security, making the information revolution the basis for service delivery in the bio and nanotechnology industries and, ultimately, transform Africa into an e-Society.

### Status of Implementation

- The Agreement has been signed by 48 of the 55 AU Member States.
- A Satellite Hub Earth Station in Dakar, and up to 150 VSAT pieces of equipment have been installed and are fully operational.
- An action plan has been developed and adopted for the sustainability of the Pan-African E-Network. To-date, the Network has been installed in 48 AU Member States with the following achievements: a total of 22,000 students obtained degrees in various undergraduate and graduate disciplines; 770 annual tele-medicine consultations were carried out; and 6,000 Continuous Medical Education (CME) sessions were held.



## African Commodities Strategy

The development of a continental commodities strategy is seen as key to enabling African countries add value, extract higher rents from their commodities, integrate into global value chains, and promote vertical and horizontal diversification anchored in value addition and local content development. The strategy aims to transform Africa from simply being a raw materials supplier for the rest of the world to a continent that actively uses its own resources to ensure the economic development of Africans.

### Status of Implementation

- The African Commodity Strategy and its Action Plan were adopted on 3rd September 2021.
- The process of recruiting a Coordination Team for the Implementation of the Commodity Strategy is underway.
- Ongoing initiatives by the African Union to address Africa's commodities include the development of the agro-processing and value chain within the framework of the Comprehensive Africa Agriculture Development Programme (CAADP) and harnessing the Blue Ocean Economy.

## Pan-African Virtual and E-University

The Pan African Virtual and E-University (PAVEU) is one of the AU's flagship projects geared at addressing the need for accelerating the development of human capital, science, technology and innovation. The goals of the project are to increase access to tertiary and continuing education in Africa, primarily by capitalising on the digital revolution and global knowledge and thereby reaching large numbers of students and professionals in multiple sites simultaneously anywhere and at anytime. Furthermore, project implementation places premium on consolidating African initiatives and strategies on accelerated development of human capital, and promoting efforts in science, technology and innovation. The project is an open, distance and e-learning arm of the Pan-African University (PAU), whose Rectorate is located in Yaoundé, Cameroon.

### Status of Implementation

- 10 online courses, content and curricula have been developed. Furthermore, online Information Technology equipment has been procured.
- The structure and cost implication of the PAVEU has been reviewed by the Permanent Representatives Committee's (PRC) Sub-Committee on Structural Reforms. This process is expected to lead to the adoption of PAVEU's structure.





## Grand Inga Dam Project

The development of the Grand Inga Dam is expected to generate 43,200 MW of power, to support current regional power pools and their combined service to transform Africa from traditional to modern sources of energy and ensure access of all Africans to clean and affordable electricity.

Furthermore, development partners, such as the AfDB have provided support towards implementing the Inga Dam Project. For example, the Bank provided support towards rehabilitating and upgrading the Inga Hydro-Power Stations and Kinshasa Distribution Network. The project involved the rehabilitation power plants in Inga 1 and 2, the construction of a high-voltage line between Inga and Kinshasa (400 kV, 277 km in length) and the rehabilitation and extension of Kinshasa's distribution network. Subsequently, Energy produced in Inga increased reached 6,911 GWh in June 2018; transmission capacity of High Voltage lines between Inga and Kinshasa increased from 450MW (2007) to 1350MW (2018); power delivered to Kinshasa increased from 445GWh (2009) to 3533GWh (2018); rate of electricity access in Kinshasa increased from 40% (2007) to 46% (2020).

56

### Status of Implementation

- The Inga Law to facilitate the execution of the project has been enacted and awaits ratification.
- A roadmap with key milestones for the implementation of the Inga Dam Hydro Power project is in place.
- A memorandum of understanding between the Government of the Democratic Republic of Congo and two service providers regarding the legal and operationalisation modalities of the consortium has been signed.

## Single African Air Transport Market

The Single African Air Transport Market (SAATM) aims to strengthen intra-regional connectivity between the capital cities of African countries and ensure the availability of a single unified air transport market in Africa, as an impetus to the continent's economic integration and growth agenda. The SAATM provides for the full liberalisation of intra-African air transport services in terms of market access and traffic rights for scheduled and freight air services by eligible airlines, thereby improving air services connectivity and efficiency of air carrier services.

### Status of implementation

- The regulatory instruments for the implementation of SAATM, namely the consumer protection regulations, the competition regulations and the rules of procedures of the SAATM Executing Agency (AFCAC) have been completed. Subsequently, AFCAC is coordinating the domestication of these instruments in Member States. 35 AU Member States that constitute 89% of intra-Africa air traffic, have signed the solemn commitment to support the full operationalisation of SAATM. However, the implementation of SAATM has registered slow progress over the last two years owing to the COVID-19 pandemic. Only 19 Member States have fully implemented concrete measures.



- A continental study on the benefits of the SAATM covering all the 55 AU Member States has been completed. The study considered, among others, the wider social and economic impacts of liberalisation for each Member State such as passenger benefits, regional and continental connectivity, tourism, trade, investment, job creation, economic development and social mobility.

## African Passport and Free Movement of People

This project was designed to fast-track continental integration through the advent of a common African Passport. Free movement of people is a pillar to accelerate growth and increase intra-African trade. Implementation of this flagship project will transform Africa's laws, which remain generally restrictive on the movement of people despite political commitments to bring down borders. The project purposes to promote the issuance of visas by Member States and thereby enhance the free movement of all African citizens in all African countries.

### Status of Implementation

- Heads of State and Government have adopted the Protocol to the Treaty establishing the African Economic Community relating to the Free Movement of Persons, the Right of Entry, the Right of Residence and the Right of Establishment.
- The Protocol on the Free Movement of Persons has been popularised among AU Member States and RECs, with a view to achieving the requisite 15 ratifications for the Protocol to come into force.
- 33 African countries have signed up to the Protocol.
- 4 Member States have ratified the Protocol.

### Next Steps

- Enhance advocacy efforts and popularise the Protocol. This includes motivating for designating a sitting Head of State or Government as the champion for the free movement of persons and the African Passport.
- Support Member States to put in place policies that allow issuance of visas upon arrival and progressively strive towards the abolition of visas in the future.
- The AU Peace and Security Council in collaboration with the Committee of Intelligence and Security Services of Africa and other related mechanisms at REC level will continue to facilitate debates on security implications and benefits of the free movement of persons.
- Working in collaboration with the International Civil Aviation Organisation (ICAO) and the International Organisation for Migration (IOM), provide necessary technical backstopping to Member States in producing and issuing the African Passport to African citizens.
- AU Member States to put in place appropriate systems at all ports of entry to facilitate quick access to relevant information.







## Silencing the Guns by 2020

The project embodies a campaign targeted at silencing all illegal weapons in Africa. The campaign aims to promote prevention, management and resolution of conflicts in Africa. The AU's campaign on 'Silencing the Guns in Africa by 2020' aims to achieve a conflict-free Africa, prevent genocide, make peace a reality for all, and rid the continent of wars, violent conflicts, human rights violations, and humanitarian disasters.

### Status of Implementation

- Since the Solemn Declaration of 2013, a number of crises have been resolved and political stability has been gradually restored through AU-led mediation in bringing about transition away from violence. Crises have been amicably resolved in Burkina Faso, Burundi, Central African Republic, Comoros, Democratic Republic of Congo, The Gambia, Madagascar, Mali, Sudan and South Sudan.
- The Heads of State and Government adopted the AU Roadmap on Practical Steps to Silence the Guns in Africa with a view to addressing conventional and non-conventional threats to peace and security.
- A Monitoring and Evaluation Mechanism for the Implementation of the AU Master Roadmap of Practical Steps to Silence the Guns in Africa by Year 2030 was adopted in Nairobi in May 2021.
- A high representative on Silencing the Guns Initiative was appointed to galvanise efforts of all stakeholders and scale up activities in the implementation of the AU Master Roadmap.
- The AU Peace Fund was revitalised. As of 31 August 2021, USD 230,226,851.51 had been collected from 52 AU Member States, representing 77% of the total assessed contribution of USD 297,500,000. Of the 52 contributing countries, 25 have made their full contributions for the period 2017 to 2021, while 27 have made partial contributions.
- The AU's Peace Support Operations have been deployed to combat terrorism and violent extremism. For example, the Multinational Joint Task Force (MNJTF) was deployed to combat Boko Haram, while the G5 Sahel Joint Force was deployed in the Sahel region.
- The institutional capacity and endowment of the AU was strengthened with capable and specialised institutions and tools to combat emerging threats to peace and security. Specifically, this includes the establishment of the African Union Mechanism for Police Cooperation (AFRIPOL) (Algiers, 2017), the African Union Centre for Post-conflict Reconstruction and Development (AUCPCRD) (Cairo, 2019), the African Union Border Programme (AUBP) as an important component in the adoption of the African Union Strategy for a Better Integrated Border Governance, and the establishment of the Mediation Support Unit.
- Frameworks and associated programmes for women and youth were established, promoting inclusiveness and meaningful participation and contribution of women and youth in peace and security. These efforts include the Fem-Wise and Youth for Peace Programme.

## African Economic Platform (AEP)

The African Economic Platform (AEP) was designed to bring together, once a year, Africa's political leadership, the private sector, academia and civil society to discuss developments and constraints as well as measures to be taken to realise the aspirations and goals of Agenda 2063.

### Status of Implementation

- This flagship project has registered slow progress. The last forum was held in Mauritius in 2017, focusing, inter alia, on African development, economic transformation, industrialisation and the free movement of people and goods as pivotal components in the implementation of Agenda 2063.
- A roadmap for the implementation of the first AEP recommendations, and a concept note for the establishment of the African Business Council Platform and Trade Observatory were developed.

## African Financial Institutions

The project on the African Continental Financial Institutions aims to accelerate regional integration and socio-economic development of the Continent. The objectives are pursued through the establishment of organisations that play a pivotal role in the mobilisation of resources to ensure efficient and effective management of the African financial sector. The institutions earmarked to be established include:

- The African Central Bank
- The African Investment Bank
- The African Monetary Fund
- The Pan-African Stock Exchange

### The African Central Bank (ACB)

The purpose of the ACB is to build a common monetary policy and single African currency to accelerate economic integration.

### Status of Implementation

- A statute and structure of the African Monetary Institute, precursors to the African Central Bank, have been drafted and submitted for input to the Association of African Central Banks.
- The macroeconomic convergence criteria were aligned with the African Monetary Cooperation Programme. The report was adopted during the Assembly Meeting of the Central Bank Governors.

### African Investment Bank (AIB) And African Monetary Fund (AMF)

The purpose of the African Investment Bank is to foster economic growth and accelerate economic integration in Africa, while the African Monetary Fund aims to facilitate the integration of African economies by eliminating trade restrictions and providing greater monetary integration, as envisaged under articles 6 and 44 of the Abuja Treaty.

### Status of Implementation

- H. E. Nana Addo Dankwa Akufo-Addo, President of the Republic of Ghana, was appointed in February 2020 as the Champion to establish the AU Financial Institutions.

### **Pan-African Stock Exchange**

The objective of the Pan-African Stock Exchange (PASE) is to create a virtual continental market in which companies that are incorporated within participating countries receive permission to issue securities to the general public from the regulator in their country of incorporation. The major advantage of this model is that it is not necessary to completely harmonise laws, regulations, rules, currencies or other 'soft' infrastructures within the regional groupings. The pooling of technology costs is expected to result in very significant savings for the financial market as a whole and thus in the reduction of trading and associated costs for brokers and investors.

#### **Status of Implementation**

- Negotiations on the Memorandum between the African Union (AU) and African Securities Exchanges Association (ASEA) have been finalised. The AU continues to engage ASEA members to fast-track implementation of the Pan African Stock Exchange.

### **Africa Outer Space Strategy**

The Africa Outer Space Strategy aims to strengthen Africa's use of outer space to bolster its development. Outer space is of critical importance to the development of Africa in all fields, including agriculture, disaster management, remote sensing, climate forecast, banking and finance, as well as defence and security, amongst others. New developments in satellite technologies will facilitate greater access of these technologies and products to African countries. However, appropriate policies and strategies are required to develop and regulate a regional market for space products in Africa.

60

#### **Status of Implementation**

- The African Earth Observation (EO) System has been strengthened to improve management of the environment. This was undertaken through the Global Monitoring for the Environment and Security (GMES) & Africa programme.
- Education and capacity building were undertaken, which led to the development of four geoportals to improve data access and knowledge management.
- An environmental scan has been done to identify the common or cross-cutting areas among the four space segments (Satellite Communication; Navigation and Positioning; Astronomy; and Space Sciences). Furthermore, mechanisms for synergies among the space segments have been proposed based on findings of baseline studies.
- At least 2,000 people have been trained on Earth Observation, Satellite Communication, Navigation & Positioning, Space Science & Astronomy, and Space Regulatory Regimes.
- The structure and cost implication of the African Space Agency (AfSA) have been reviewed by the Permanent Representatives' Committee (PRC) Sub-Committee on Structural Reforms. This is expected to lead to the adoption of the Africa Outer Space Strategy structure.





## Cyber Security

The decision to adopt Cyber Security as a flagship programme of Agenda 2063 is a clear indication that Africa needs to not only incorporate in its development plans the rapid changes brought about by emerging technologies, but also to ensure that these technologies are used for the benefit of African individuals, institutions or countries by ensuring data protection and safety online. The Cyber Security project is guided by the African Union Convention on Cyber Security and Personal Data Protection.

### Status of Implementation

- The African Union continues to engage Member States to ratify the Malabo Convention on Cyber Security and Personal Data Protection. So-far, eleven Member States out of the required 15 have ratified the Malabo Convention.
- Data protection guidelines have been developed and subsequently launched during the Africa Internet summit in Dakar, Senegal. In addition, a Continental Cybersecurity Strategy is being developed.
- An Africa Cyber Security expert group was established in 2019 in line with Executive Council Decision, EX.CL/Dec.987 XXXII taken at the 32nd Ordinary Session of the AU. The expert group is composed of 10 members - two from each of the five African regions. The mandate of the Committee is to advise the AU on emerging cyber related issues.

## Encyclopaedia Africana

Initiated in 1962, the Encyclopaedia Africana Project (EAP) was designed to document the authentic history of Africa and African life. This will help raise African's self-awareness, encouraging new thinking and restoring African dignity. The EAP was recently adopted as a Flagship project of Agenda 2063.

### Status of Implementation

- The project has successfully published three volumes of the Encyclopaedia Africana.

## Great Museum of Africa

The African Charter for African Cultural Renaissance recognises the important role that culture plays in mobilising and unifying people around common ideals and promoting African culture to build the ideals of Pan-Africanism. The Great Museum of Africa (GMA) project aims to create awareness of and benefit from Africa's vast, dynamic and diverse cultural artefacts and the influence Africa has and continues to have on the various cultures of the world in areas such as art, music, language and science. The Great African Museum will be a focal centre for preserving and promoting African cultural heritage.

### Status of Implementation

- The Great Museum of Africa (GMA) Comprehensive Project Document and the GMA Brochure have been finalised.
- Preparations for the Launch of the temporary site of the Great Museum of Africa and the first continental exhibition have been completed.
- The Draft Statute of the Great Museum of Africa has been submitted to the AU's Office of the Legal Counsel for clearance prior to its finalisation
- The Draft Host Agreement between the AUC and Algeria has also been submitted to the Legal Counsel for clearance prior to its signature.









# Impact of COVID-19 on the Implementation of Agenda 2063

## At the Continental Level

The Coronavirus Disease 2019 (COVID-19), which was announced by the World Health Organisation (WHO) in March 2020 as a global pandemic, has spread rapidly around the world since it was first identified in December 2019. By 23 September 2021, there were more than 220 million infections (more than 8 million in Africa) and 4.5 million deaths (less than 200,000 in Africa).

The COVID-19 pandemic continues to disrupt the global economy and threatens to reverse the socio-economic gains achieved by the African continent during the first eight years Agenda 2063's First Ten-Year Implementation Plan. Although the Continent has recorded lower rates of infections and deaths compared to other regions of the world, the impact of the pandemic has put immense pressure on African health systems and had a severely negative impact on African economies and the well-being of the people on the Continent.

Africa's economic output contracted significantly since the onset of the pandemic, which pushes many countries into economic recession. This is mainly attributed to various restrictive and containment measures, such as border closures and lockdowns, that African countries put in place in the fight against the COVID-19 pandemic. This led to the disruption of businesses, a significant decline of foreign direct investments, and the interruption of global supply chains from and to Africa, alongside the global decline of economic growth. Tourism-dependent, export-oriented and small island developing states (SIDS) were particularly affected by border restrictions. The labour market, MSMEs and vulnerable groups, were most hard hit as a result of loss of income and a significant rise in unemployment rates.

64

African countries and the AU have been working collaboratively over the past two years to mitigate the health, social and economic impacts of the pandemic. At the continental level, the Union synergised efforts with various regional and continental stakeholders to ensure coherent actions in addressing both healthcare and socio-economic effects of the pandemic at the national, regional and continental levels. From the outset of the COVID-19 pandemic, the AU was one of the first institutions on the continent to swiftly adopt a Joint Continental Strategy following an emergency meeting of African Ministers of Health. The Africa Centres for Disease Control and Prevention (Africa CDC), a specialised technical body and public health arm of AU, has played a leading role in coordinating the continental health response to COVID-19, especially with regards to capacity strengthening of countries.

The Africa Task Force for Novel Coronavirus (AFCOR) set up by Africa CDC provided technical assistance in overseeing COVID-19 surveillance, including screening at points of entry, infection prevention and control in healthcare facilities, laboratory diagnosis and community engagement. Through the Partnership to Accelerate COVID-19 Testing (PACT), national testing capacities were strengthened and millions of COVID-19 test kits distributed across the continent. Through the COVID-19 Response Fund, the AU has raised resources to strengthen the continental COVID-19 response, by supporting pool procurement of diagnostics and other medical commodities for distribution to AU Member States and mitigating the pandemic's socio economic and humanitarian impact on African populations.

Relatedly, the AU launched the Africa Medical Supplies Platform (AMSP) in August 2020 to provide African countries with immediate and faster access to certified manufacturers and suppliers of medical equipment such as diagnostic kits, personal protective equipment (PPE) and clinical management devices at a reduced cost. The platform has served as a unique interface for the acquisition, supply, transportation and management of medical supplies in response to the COVID-19 pandemic.

Furthermore, the Continent focused on the participation by African nations in clinical trials and established a Consortium for COVID-19 Vaccine Clinical Trial as an essential step to ensure that sufficient data is generated on the safety and efficacy of the most promising vaccine candidates among the region's populations. While current COVID-19 clinical trial activity in Africa is limited, the Continent leveraged its substantial experience and capabilities to conduct clinical trials for preventative vaccines across a range of diseases. The AU also took measures to secure timely access to COVID-19 vaccines by devising an African strategy for financing COVID-19 vaccines. The African Union's COVID-19 Vaccine Acquisition Task Team (AVATT) was set up in November 2020 as part of the Union's COVID-19 Vaccine Development and Access Strategy, with a goal of vaccinating at least 60 per cent of the African population with safe and efficacious vaccines against Coronavirus.

The AU underscored that success in developing and providing access to a safe vaccine required an innovative and collaborative approach, with significant local manufacturing in Africa, and the need to secure sufficient vaccine supplies while removing barriers to vaccine rollout. The Partnerships for African Vaccine Manufacturing (PAVM) was launched in April 2021 to leverage pan-African and global partnerships to scale-up vaccine manufacturing in Africa. Moreover, existing continental efforts and ongoing African pharmaceutical manufacturing strategies and frameworks to promote African pharmaceutical manufacturing, specifically the AU's Pharmaceutical Manufacturing Plan for Africa (PMPA), and the African Medicines Agency (AMA) were strengthened.

To enhance Member States' capacity to track the emergence and spread of SARS-CoV-2 variants of concern, Africa CDC in collaboration with the African Centre of Excellence for Genomics of Infectious Diseases (ACEGID) began a continent-wide training series on SARS-CoV-2 sequencing in June 2021. The training series will build a skilled workforce that can provide rapid and representative genomic data to inform the continental COVID-19 pandemic response. This is in line with Africa CDC's continent-wide

surveillance system collecting and analysing public health information from across the Continent to make evidence-based decisions during the pandemic. Another prime example for strengthening the safety surveillance of medical products across the continent is the African Union's Smart Safety Surveillance (AU-3S) programme with an initial focus on the safety surveillance of COVID-19 vaccines in four pilot countries. These pilot countries are Ethiopia, Ghana, Nigeria, and South Africa – altogether comprising about 30% of Africa's population.

Moreover, under a unique public private partnership, AUDA-NEPAD partnered with the Vodacom Group to build digital infrastructure to manage vaccinations across all AU Member States, following a successful deployment in South Africa. To-date, the digital infrastructure has supported nine million COVID-19 vaccinations in South Africa and is being rolled out in other countries.

Africa's economic recovery remains conditional on the equitable access to COVID-19 therapeutics and vaccines, and the sustainable management of Africa's growing debt burden. In an effort to mitigate the economic impact of the pandemic, African leaders collectively mobilised international economic support for the fight against COVID-19, notably by negotiating a moratorium on debt payments for all Member States and procurement assistance for medical supplies and vaccine distribution.

Debt management requires special attention as it is reducing the fiscal space for the much-needed social protection and growth enhancing investments in priority areas. To address this challenge, the African Development Bank (AfDB) is developing a Multidimensional Action Plan designed to provide coordinated support for sustainable debt management entailing policy dialogue, technical assistance and capacity building projects among others.

The AfDB also launched a \$10 billion COVID-19 Response Facility. The facility helped regional member countries to maintain vital health services, expand social protection, and protect jobs and businesses. Through the facility, Côte d'Ivoire, Ghana, and Senegal subsidised water and





electricity payments for vulnerable households. In Sierra Leone, 11,000 frontline health workers were trained, while in Ethiopia, COVID-19 testing capacity quadrupled.

### At the Regional Level

The continental interventions against COVID-19 were undertaken in close collaboration with regional level efforts. Joint strategies were defined at regional level and subsequently deployed to contain the spread of the virus. The strategies included, among others, mechanisms for coordinating collective health and socio-economic responses to the pandemic. These efforts led to increased deployment of testing equipment and strengthened capacities of medical and border staff, thereby limiting cross border transmission without affecting the flow of goods and services.

In the East African Community (EAC), the EAC Secretariat constituted a committee of Ministers responsible for Health, Trade and EAC Affairs to jointly coordinate a regional response strategy. Key interventions in the Strategy include strengthening the region's capacity for COVID-19 surveillance and reporting at all key border points, and building knowledge on safety measures, existing prevention and control strategies. Other measures included training of EAC laboratory experts, procurement of mobile laboratories, and the distribution of testing kits for COVID-19. Furthermore, the EAC issued Administrative Guidelines to reinforce national measures to protect and prevent further spread of the pandemic while facilitating the movement of goods and services.

In the Southern African Development Community (SADC), response measures included the establishment of national emergency operations centres to facilitate coordination of logistics and stockpiling for disasters at the national level. Moreover, regional resource mobilisation efforts supported SADC Member States in the acquisition of essential medicines, medical supplies and medical equipment, especially testing kits, personal protective equipment (PPE) and ventilators. Recognising the importance of trade and transportation, COMESA, EAC and SADC adopted harmonised guidelines for safe, efficient and cost-effective

movement of goods and services under their Tripartite Cooperation.

In the Economic Community of West African States (ECOWAS), Heads of State and Government adopted guidelines at their Extraordinary Summit to provide a framework for a harmonised approach to curb the spread of the COVID-19 pandemic and for coordinated actions for a post-pandemic economic recovery plan. They also agreed to issue long-term treasury bills and bonds to finance critical investment needs, to support the private sector and revive economies. Furthermore, the bonds were purposed to provide social safety nets and substantial support to the social sectors (distance learning tools, strengthening of health systems and facilities, easy internet access, etc). Deployed through Central Banks, financial and capacity support was also provided to the private sector, especially to MSMEs and microfinance institutions.

### At the National Level

National coordination mechanisms played a central role in facilitating collaboration and coherence of government responses to the COVID-19 crisis. Most African countries established national emergency committees, and scientific or high-level councils to ensure a multi-stakeholder approach while addressing the daunting consequences of the pandemic. In the Saharawi Republic and in Sierra Leone, for example, a ministerial decree was issued, and a Special Presidential Taskforce established respectively.

Facing the dual challenge of containing the health crisis and mitigating the social and economic impacts of COVID-19, African governments rolled out a mix of protective measures and economic stimulus and relief packages in response to the pandemic. As an immediate measure, several African countries implemented travel restrictions, lockdowns, and temporary closures of businesses and the public sector to curb the spread of the coronavirus. Countries such as Madagascar, Eswatini and South Africa declared a state of emergency or natural disaster to limit transmission and mitigate socio-economic impact of COVID-19.



## Socio-Economic Impact

While emergency measures to curb the spread of the disease were required, they also triggered negative consequences for the economy and livelihoods. Nearly every part of the economy has been adversely affected by the pandemic, with many African countries facing a negative fiscal outlook. Lesotho's real GDP growth is estimated to have contracted by 15.7%, while Mauritius reports a real GDP loss of 14.9% in 2020. In Togo, the real GDP growth rate stood at 5.0% in 2018 and rose to 5.5% in 2019, before dropping to 1.8% in post-pandemic 2020.

In Eswatini, the COVID-19 pandemic created severe shocks to the economy, thereby affecting the incomes and livelihoods of thousands, including informal workers and the self-employed, worsening an already high pre-pandemic unemployment rate of 23%. In view of the deepening economic impact of COVID-19, the Government of Eswatini expanded on existing social security programmes and provided temporary income support to businesses and individuals through employment contingency measures and improved liquidity for business impacted by the pandemic. The Government also set up a SZL 25 million Social Security Fund to compensate workers that were laid-off.

Similarly, the government of Namibia implemented a COVID-19 stimulus package to the value of NAD 22.1 million for wage subsidies and to assist the informal sector affected by the pandemic. Senegal devised an Economic and Social Resilience Programme and COVID-19 Response Fund to an amount of XAF 1,000 billion (USD 1.64 billion), constituting 7% of the country's GDP, to reinvigorate the economy and provide relief to individuals, families, businesses and industries.

The Government of Ghana approved a GHS 1 billion Coronavirus Alleviation Programme to address the disruption in economic activities and rescue industries. A number of fiscal and financial reliefs such as extension of the tax filing date, and a 2% reduction of interest rates by banks were introduced. Deposit Money Banks (MBs) with the support of the Bank of Ghana, instituted a GHS 3 billion credit and stimulus package to help revitalise industries, especially in the pharmaceutical, hospitality, services and manufacturing sectors.

Namibia spent NAD 560 million on a special relief package, also known as the Emergency Income Grant, which benefitted 769,000 Namibians. Other responses included COVID-19 start up grants to MSMEs, food provision, free water, hygiene and sanitation upgrading, distribution of face masks and sanitisers to the poor and the most vulnerable. The government also undertook to host and provide shelter to the homeless, especially during the height of the pandemic.

VAT and tax relief programmes (including payment deferrals and rate reductions) for MSMEs and those most vulnerable to the pandemic were introduced by a number of governments, including Togo, Madagascar, Sierra Leone and Tunisia.



The pandemic also triggered immense fiscal pressures on African governments. As a result of the unexpected socio-economic and health burden of COVID-19, Ghana's expenditure increased by GHS 11.7 billion in 2020, representing a budget overrun of 2.4%. Additionally, there was a sudden shortfall in government revenues amounting to GHS 13.6 billion. In Tunisia, the main agricultural export sectors (dates, olive oil and citrus fruits) which contribute 10% to the country's GDP and 15% to jobs, were strongly impacted due to the drop in international demand.

In Kenya, total tax revenue as a percentage of GDP reduced from 16.8% in 2014 to 13.6% in 2020 as a result of a slowdown in economic activities. In Madagascar, tax revenues fell by 1.7% due to the decline in income and corporate tax, yet a forecast of up to 29.5% in 2021 compared to the level of tax revenues in 2020 had been expected. Similarly, the import shock had a direct impact on customs revenues, and most importantly on foreign direct investments and the tourism sector. Similarly, in Niger, loss of income for businesses and a decline in transport, hospitality, and trade resulted in a loss of tax revenues to the tune of 199 billion CFA francs (about 398 million dollars), or 18.4% of the country's GDP.

The restriction in cross-border movements had severe consequences for traders. For example, in Eswatini and Niger, traders especially in the informal sector were greatly affected which led to segments of the population falling below the poverty line and unable to feed themselves. Eswatini also saw a surge in reports of violence against women and girls due to national lockdowns and school closures resulting in additional care work. Countries such as Sierra Leone made provision of toll-free hotlines for counselling and referral services for Gender-Based Violence (GBV) survivors, particularly during the COVID-19 pandemic.

Furthermore, the pandemic continues to severely impact the lives and livelihoods of people, especially those most vulnerable to the socio-economic shocks by the pandemic. In Chad, seven out of ten households experienced a decline in their total income, and 0.85 million people are expected to have fallen below the poverty line due to the multiple ripple effects of the pandemic, such as loss of income, lower remittances and higher cost of living. In Mauritius, unemployment rates increased from 6.7% in 2019 to 9.2% in 2020 as a result of the economic decline and labour market pressure. A further increase in unemployment rates was contained by the government through wage assistance and the self-employed assistance schemes.

Social protection and relief programmes targeting the most vulnerable populations to the COVID-19 pandemic were implemented by many governments such as under Morocco's High Royal Directives which rolled-out a family allowance programme reaching more than 7 million school children and providing wage compensation for people due to loss of income.

Cooked and uncooked food were distributed to up to 400,000 vulnerable individuals and homes in the lockdown areas through Ghana's Coronavirus Alleviation Programme (CAP). In Chad, the government provided vulnerable communities and informal settlements with free electricity and water.

Despite a decline in growth rates, economic recovery is predicted to rebound in 2022 for some African countries, mainly driven by the manufacturing and transport sectors and continued momentum in the agriculture, ICT and finance sectors and due to the roll-out of the COVID-19 vaccine.

The contribution of the ICT sector to GDP increased in Mauritius from 4.9% to 6.2% in 2020 and is expected to further increase due to a growing demand for digital services, work from home, e-learning, online trading and cashless transactions. The establishment of the Mauritius Emerging Technologies Council and Digital Industry Academy together with other private initiatives is expected to further stimulate the ICT environment and attract resources to boost the ICT sector in the medium and long term.

In addition, support was provided to AU Member States towards strengthening resilience, mitigation and recovery measures. For example, in Côte d'Ivoire, Ghana, and Senegal, the African Development Bank helped to subsidise water and electricity payments for vulnerable households. In Sierra Leone, the Bank helped to train and protect 11,000 frontline health workers, while in Ethiopia, the Bank's support quadrupled daily Covid-19 testing capacity. Furthermore, the Bank repurposed its lending programme to meet regional member countries' (RMCs) changing needs. In Togo, for example, AfDB restructured its loans to help meet food security challenges arising from the Covid-19 crisis.



### Health Impact

The COVID-19 crisis has exposed the Continent's overstretched national health systems. The double health burden of responding to increasing COVID-19 infections and deaths and providing essential health services has put the capacity of many African health systems under extreme pressure. Considerable resources were invested by governments in national health systems to mitigate the spread and impact of COVID-19. The additional resources notwithstanding, the pandemic has set back several health-related performance targets and increased vulnerabilities among populations.

In 2020, Seychelles allocated 11% of its annual budget to the health sector. Total health expenditure as a percentage of nominal GDP rose from 3.8% in 2013 to 6% in 2020. Although the health sector employs an adequate number of qualified health professionals, with the local doctor density of 25.6 doctors/10,000 population, well-above the global average of 15/10,000 population, the onset of COVID-19 placed great strain on human resources. Interventions deployed by the government included training, upskilling and strategic deployment of health care workers to support the national response to COVID-19. In Morocco, major reforms of the health sector were undertaken by the government through allocating MAD 51 billion per year to an inclusive and compulsory health insurance reaching more than 22 million people between 2022 and 2024.

Most African countries placed premium on prevention, treatment and management of the coronavirus. In Ghana, a USD 100 million National Emergency Preparedness and

Response Plan (EPRP) was launched to manage and contain the spread of the virus and strengthen national capacity for surveillance, diagnosis and management. Key actions towards strengthening the national health system focused on adjusting health facilities to be responsive to the COVID-19 pandemic, incentivising and protecting health workers, increased testing capacity and strengthening disease surveillance. A COVID-19 screening system was introduced at the nation's main international airport, embodying temperature measurement, designation of holding rooms for suspected persons for further investigations, and evacuation of infected persons to national designated centres for treatment and management. Furthermore, insurance packages of up to GHS 350,000 and tax relief for frontline health personnel and allied professional were implemented.

In spite of considerable efforts to ensure continuity of health services during the COVID-19 pandemic, many health systems such in Eswatini were severely strained due to the reallocation of financial and human resources to the fight against COVID-19. As a result, fatalities caused by other diseases and morbidity (e.g. HIV/AIDS) increased in countries such as Lesotho due to a lack of access to essential health care services.

In 2021 following the approval of COVID-19 vaccines by national regulatory authorities, governments prioritised the procurement, transportation and management of COVID-19 vaccines. Country interventions shifted focus towards the roll-out of COVID-19 vaccine campaigns, through increasing knowledge and information on COVID-19 vaccines, community engagements and ensuring easier access to vaccination sites.





# State of Institutional Arrangements for the Domestication and Implementation of Agenda 2063

As a critical measure for effective implementation of Agenda 2063 at all levels, the continental development agenda must feature prominently in national, regional and continental planning, budgeting and implementation instruments. Accordingly, unwavering efforts are ongoing to integrate the aspirations, goals and priorities of Agenda 2063's First Ten- Year Implementation Plan in continental, regional and national development frameworks. As an integral component of these efforts, the active participation of multi-stakeholders is critical in ensuring ownership and subsequently enhancing sustainability of the development process. These stakeholders include state and non-state actors, sub-regional intergovernmental and inter-parliamentary bodies, civil society organisations and other state actors. Furthermore, and in light of the high levels of convergence between the UN Sustainable Development Goals (SDGs), the AfDB's High 5s and Agenda 2063's First Ten-Year Implementation Plan, deliberate efforts are increasingly being made to ensure that the three development agendas are domesticated at the different levels in a more effective and coordinated manner.

By the time this report was prepared, support was provided to 52 AU Member States in domesticating Agenda 2063. The support specifically:

- i. Increased awareness, engagement and ownership of Agenda 2063 and the High 5s among African citizens and institutions as a prerequisite for effective implementation at national and regional level.
- ii. Enabled RECs and Member States to cascade the goals and targets enshrined in Agenda 2063 and the High 5s into Regional and National Development Plans.
- iii. Facilitated coordinated implementation support from development players in the execution of regional and national development plans that promote Agenda 2063 and the High 5s as integral components.

At national level, countries have undertaken various processes and deployed a range of tools and instruments to domesticate the SDGs, the High 5s and Agenda 2063 into their national development plans. The Government of Egypt, for example, developed the 'Egypt Vision 2030' strategy through a multi-stakeholder process that included the central government, private sector, civil society, academia, science and research communities, local governments, regional and international organisations, and development partners. The launch of the strategy was followed by the establishment of a National Committee for Monitoring the Implementation of the Sustainable Development Goals which falls under the remit of the Prime Minister's Office and is composed of representatives of 17 ministries and state entities. The principal mandate of the Committee is to ensure that Egypt moves in the right direction towards achieving the 2030 Agenda and Africa's Agenda 2063.

Furthermore, to galvanise the implementation of Egypt's national strategic goals, seven enablers are prioritised, namely: data availability, financing, digital transformation, technology and innovation, legislative environment, supportive cultural values, and population growth management. In addition, each national strategic goal is mapped with the relevant SDGs and Africa's aspirations. For instance, the first national goal titled "Improving the quality of life of Egyptian citizens and improving their standard of living" that aims at reducing poverty; providing quality education, clean food, decent housing; improving the health system; and enriching the citizen's cultural and sports life is directly aligned with a number of goals of Agenda 2063 and the SDGs.





Rwanda's development planning framework embraced a holistic approach by domesticating different development agendas it adopted into the country's long-term and medium-term development plans and strategies which consequently guides annual planning and budgeting. These include the regional, continental and global development agendas.

The global, continental and regional development agendas were domesticated during the elaboration of Rwanda's Long-Term Vision 2050, the Medium-Term Development Strategy, the National Strategy for Transformation (2017-2024) and related sector strategies and district development strategies. Furthermore, the implementation of national priorities is undertaken through concerted efforts of different players including the Government, development partners, and private sector, civil society and faith-based organisations and the citizens.

In Chad, the formulation of 'Vision 2030' and the associated national development plans, including the 2017-2021 National Development Plan ensured alignment with Agenda 2063 aspirations and goals. Furthermore, in 2019 the Government created a Directorate for the Coordination and Monitoring of International Agendas under the Ministry of Economic Planning. The directorate has the responsibility of making follow-up, tracking and reporting on the global and continental development agendas.

In Tanzania, the Ministry of Finance and Planning is responsible for coordinating the implementation of Agenda 2063. This is a collaborative effort with key stakeholders, such as the Ministry of Foreign Affairs and East African Cooperation, the Zanzibar Planning Commission, the

National Bureau of Statistics, and the Office of the Chief Government Statistician Zanzibar, among others. In Zimbabwe, the Government developed a robust monitoring and evaluation system to ensure that the national development strategy is compliant to the principles of the integrated results-based management framework. Specific focus is placed on high performance, quality service delivery, measurement, goal clarity, continued improvement and accountability across the public sector.

While notable progress has been registered in domesticating Agenda 2063 at national and regional levels, this process has been affected by the following challenges:

- Significantly low technical and financial support offered towards domesticating Agenda 2063 as compared to the SDGs. This has resulted in notably limited appreciation and visibility of Agenda 2063 compared to SDGs at national level.
- While at high-policy level within the AU and the UN, there is commitment to ensuring that the global and continental development agendas are domesticated in a coordinated manner that harnesses synergies and complementarities based on strong convergence, the practical processes during regional and national domestication often present the two agendas as parallel and competing frameworks. This poses a challenge for RECs and AU Member States to domesticate the different agendas.



- Furthermore, owing to limited human and financial resources, progress and performance on implementation of Agenda 2063 at regional and country level has been negatively impacted.

This notwithstanding, efforts are being made to ensure more optimal and coordinated domestication of Agenda 2063. These efforts include the following:

- The Principals of the African Union and the United Nations agreed to a Joint Implementation Agreement aimed at enhancing synergies and harmonisation between the two development frameworks.
- The Agenda 2063 Monitoring and Evaluation Technical Working Group was established to enhance information sharing, coordination, collaboration among AU and UN Bodies, thereby reducing fragmentation and duplication. The establishment of the group has, in earnest, promoted joint programming, planning, monitoring and result-based reporting on Agenda 2063, the High 5s and the SDGs.

- Using the Agenda 2063 Domestic Resource Mobilisation Strategy, financial support is leveraged from key actors, such as the African Development Bank, in support of the implementation of Agenda 2063.
- The Agenda 2063 Communication Strategy was developed and its roll-out to RECs and Member States is underway, purposed at raising awareness on the form and results of Africa's development blueprint.
- There are concerted efforts by various development players in Africa such as AfDB, AUC, AUDA-NEPAD, UNECA, ACBF and UNDP to strengthen capacities of AU Member States and RECs in data and statistics, following standard data protocols.







# State of Domestic Resource Mobilisation for the Implementation of Agenda 2063

## Background

Massive funds and resources are required to support sustainable development in African countries, in particular for the implementation of Agenda 2063. Specifically, domestic resource mobilisation (DRM) is needed to increase government revenues through taxation and other non-debt income sources, which are essential in allowing countries to own and flexibly design and implement policies, programmes and projects in support of national development efforts. The crucial role of DRM cannot be overemphasised in bridging the financing gap, especially in the context of rising debt and sustainability risks faced by several African countries. The African Development Bank (AfDB) has harnessed its partnership with the AUC to drive the DRM as an avenue to meet the financial needs to operationalise Agenda 2063.

Given its longstanding role as the principal financier of regional integration in Africa, the AU mandated the Bank to work with partner states, the RECs, development partners, and the private sector to mobilize the resources needed for the implementation of Agenda 2063. Furthermore, the AfDB was assigned to provide bi-annual reports on the state of funding for Agenda 2063 programmes at the national, regional and continental levels. Its primary objective is to contribute to the sustainable economic development and social progress of its regional members, individually and jointly. The Bank does this by financing a broad range of development projects and programmes through public sector loans, including policy-based loans. Furthermore, the AfDB provides private sector loans and equity investments through technical assistance and capacity strengthening of institutions and development policy; public and private capital investments; as well as emergency assistance.

## High 5s

The AfDB's Ten-Year Strategy and the High 5s are aligned to the aspirations of the African Union. The Bank's Ten-Year Strategy and High 5s were designed to place the Bank at the centre of Africa's transformation through accelerated implementation of Agenda 2063 aspirations, goals, priorities, and flagship programs. In recognition of Africa's development needs, the Bank has increased its strategic focus on five priority areas of development – the High 5s. These focus areas, which are in line with the AU's Agenda 2063 and UN Sustainable Development Goals, are essential in transforming the continent and lives of the African people. The High 5s include:

1. Light up and power Africa
2. Feed Africa
3. Industrialise Africa
4. Integrate Africa and
5. Improve the quality of life for the people of Africa

The Bank provided country-level resources or funding in support of national development and in line with Agenda 2063 and the High 5s. Furthermore, the AfDB supported implementation of the Agenda 2063 Flagship Projects, among others, through a grant of USD 4.8 million for institutional support to operationalise the AfCFTA Secretariat; USD 5 million to support the preparation of the Programme for Infrastructure Development in Africa (PIDA Phase II); approval of USD 27.33 million to support the African Union's COVID-19 Response Initiative; and an additional USD 5 million institutional support grant to the AU towards the establishment of the AfCFTA secretariat.

## Domestic Resource Mobilisation Strategy

As part of this process, the AUC in collaboration with its partners has developed and rolled-out a domestic resource mobilisation strategy for Member States to fast-track implementation of



Agenda 2063 programmes and projects at regional and national level. To this end, a Technical Working Group (TWG) on Agenda 2063 Financing and Domestic Resource Mobilisation has been established. The TWG comprises members from partner institutions including the AfDB, AUC, AUDA-NEPAD, UNECA and the Joint Secretariat Support Office (JSSO), which was launched in October 2019 to serve as a platform for coordination and provide an oversight role to operationalise the DRM strategy and other related activities. Progress has been made as follows:

- Domestic Resource Mobilisation Strategy has been adopted by the relevant AU bodies with inputs from other key stakeholders, i.e., RECs, AfDB, UNECA, Member States as well as Financial Sector Stakeholders and Experts.
- DRM Technical Guides have been developed in three broad thematic areas, namely: fiscal and revenue mobilisation, innovation in DRM as well as savings and investment.
- Efforts are underway to mobilise resources (financial, human and logistical) to implement the DRM strategy.

## Challenges and Recommendations

The key challenge has been the outbreak of COVID-19 pandemic, resulting in delays in the preparation and finalisation of the DRM technical guides.

In conclusion, the following recommendations are critical for DRM:

- Increased DRM would require an efficient, fair, transparent, and accountable system for the use of taxpayers' money, with the view toward increasing voluntary compliance.
- By regulating revenue regimes, trade liberalisation and tariff reduction measures can create demand for greater investment in fiscal capacity building. The African Continental Free Trade Agreement could thus provide the needed incentives.

- Effective DRM requires a solid database that allows for the identification and location of individuals, firms, or real estate properties on which to levy taxes. Countries must therefore invest in well-managed civil, business, and land registries, while also building efficient address systems.
- Digital technology offers great potential to improve DRM in Africa, while also presenting an opportunity for enhanced domestic resource mobilisation, given the large number of subscribers.
- Many countries in Africa are still not using best-practice procedures in their tax administrations, suggesting scope for technology transfer and capacity building in this area and, more generally, in public financial management (PFM).
- Given the wide range of issues the Bank is expected to lead on and the alignment of Agenda 2063 with the High 5s, the AfDB should make full use of its Joint Secretariat Support Office (JSSO) to reinforce day-to-day engagement with the other continental institutions on Agenda 2063. At the same time, JSSO should provide a link between the Bank Departments and the AUC to ensure smooth implementation of its roles under the Agenda 2063 First Ten-Year Implementation Plan.
- Creation of a Continental Resource Mobilisation Platform with key stakeholders including Member States.
- Formulation of detailed action plan and implementation programs for dissemination and domestication of the technical guides at national level.
- Strengthen the operationalisation of the Monitoring and Evaluation mechanisms for DRM.





VACCINE PASSPORT

Name: [Redacted]

Sex: [Redacted]

Age: [Redacted]

Address: [Redacted]

Phone: [Redacted]

Email: [Redacted]

Created: [Redacted]

Updated: [Redacted]

Valid Until: [Redacted]

Version: [Redacted]

QR Code

Passport is Valid

QR Code

Passport is Valid

QR Code

Passport is Valid

QR Code

Passport is Valid

QR Code

Passport is Valid

QR Code

Passport is Valid

QR Code

Passport is Valid



# Recommendations

## Increased Political Support and Accountability

Attaining the objectives of Agenda 2063 is largely dependent on strong political commitment, including capable and accountable institutions to support implementation, monitoring and reporting of Africa's 50-year development blueprint.

- Undertake multi-stakeholder collective reviews, joint reflection, peer learning and mutual accountability on Agenda 2063 implementation and reporting.
- Establish and operationalise institutional mechanisms for popularising, tracking, reporting and discussing Agenda 2063 at national and sub-national levels.
- Work with national and regional agencies (and stakeholders) to implement policies and programmes that accelerate progress towards attaining the goals contained in National Development Plans goals and Agenda 2063 targets.

## Strengthened Programming

As the First Ten-Year Implementation Plan of Agenda 2063 draws to an end and preparations, also signalling the commencement of the Second Ten-Year Implementation Plan begin, it will be important to undertake empirical studies (e.g. foresight studies) on key interventions required across Africa's development trajectory, especially in the context of the COVID-19 pandemic. These interventions need to focus on COVID-19 recovery, stabilisation and revitalisation of African economies. The specific interventions will include the following:

- In the immediate and short-term, place greater focus and investment in specific priority areas that are more likely to trigger accelerated socio-economic recovery and growth.
- Include in the Second Ten-Year Implementation Plan a goal and priority area on building Africa's resilience to natural disasters and other widespread and high-impact events such as global pandemics.
- AU Continental institutions – based on their core mandates, to support the development and deployment of new tools, approaches and institutional capacity support for Member States towards improved integrated national policy development, planning and implementation of Agenda 2063.
- Strengthen the capacity of AU Member States and RECs to develop bankable projects and work closely with the AfDB and other African finance institutions to identify and design bankable projects for realising the targets in Agenda 2063 Ten-Year Implementation Plans.
- Revise conceptual frameworks underpinning the development, formulation and implementation of AU flagship projects, and ensure rationalisation, prioritisation and re-calibration with clear goals and targets against stipulated timeframes.
- Strengthen coordination mechanisms for deploying financial and technical support to Member States based on expressed and implicit development needs, for example from Member States' biennial reports on the implementation of Ten-Year Implementation Plans.
- Lessons learnt and challenges faced during the implementation of the First Ten Year Implementation Plan should guide the evaluation of the First Ten Year Implementation Plan and the formulation of the Second Ten Year Implementation Plan.

## Data Management and Knowledge Capitalisation

The assessment of the continent's progress on the implementation of Agenda 2063 relies predominantly on availability of data and information, therefore National Statistical Systems should be strengthened.



- National Statistical Systems should be strengthened so they can produce the data and information which are the knowledge that guides the Continent's progress on the implementation of Agenda 2063.
- Devote more technical support to strengthening data and statistical capacities at national, regional and continental levels.
- Strengthen the institutional architecture for national and regional data governance.
- Commit human and financial resources for strengthening statistical and data capacities to ensure data availability for accurate reporting and impact evaluation.
- Strengthen peer learning and mutual support through identification, development and dissemination of best practices and the establishment of knowledge sharing platforms.
- Work with national stakeholders to strengthen feedback loop mechanisms to understand the state of socioeconomic systems so as to put in place and effect appropriate actions.

## Resource Mobilisation

It is important to promote an integrated financing framework that minimises duplication, leverages economies of scale and optimises the use of resources to finance the implementation of Agenda 2063. The specific interventions will include the following:

- Get AU Member States, AfDB and other African financing institutions to recommit to funding at least 75% of the Agenda 2063 programme budget.
- Fast-track the roll-out of the Agenda 2063 Domestic Resource Mobilisation Strategy among AU Member States and RECs, to mobilise resources in support of implementation of Agenda 2063 programmes and projects at national and regional levels respectively.
- Request AU Member States to dedicate 0.1% of the national budget as financial support for reporting on Agenda 2063 implementation.
- Deepen collaboration and leverage political support on addressing illicit financial flows and financial leakages.









# Conclusion

This biennial continental-level report on the implementation of Agenda 2063's First Ten-Year Implementation Plan, the second in a series, has highlighted the progress made and the aggregate performance of the continent against a set of goals and targets.

The report reveals that before the outbreak of the COVID-19 pandemic, the implementation of Agenda 2063' First-Ten Year Implementation Plan progressed steadily. However, the pace of progress and the development gains that Africa had achieved over the past six years of implementing Agenda 2063 were hampered by the devastating effects of COVID-19 on the socio-economic and health landscape.

The global pandemic ushered in a new wave of fiscal pressure on African governments manifested, inter-alia, in putting in place fiscal stimulus packages. This resulted in unforeseen and yet large proportions of national budget spent towards curbing the spread of COVID-19 and mitigating its effects on the socio-economic landscape. Moreover, the increased spending was at the backdrop of reduced revenues owing to the adverse effects of the pandemic on the economic domain. These challenges, together with other structural difficulties, such as low technical and financial capacities for execution impacted the level of progress and the performance of the Continent on the implementation of Agenda 2063.

The challenges notwithstanding, Africa performed quite strongly and evidently better than it did in 2019. At aspiration level, the continent recorded a positive upward trend for most of the 20 goals, with an overall score of 51% against the 2021 targets compared to the 32% score registered in 2019. The improvement in performance scores is in-part attributed to increased efforts made by AU Member States to populate the data entry and analysis template. A synopsis of the continent's performance, at aspiration level, is summarised below.

**Aspiration 1: "A prosperous Africa based on inclusive growth and sustainable development."** Africa achieved moderate progress for Aspiration 1 with an overall score of 37% against the 2021 targets. The relatively low performance can be attributed to a decrease in GDP per capita from USD 3,170 in 2019 to USD 2,910 in 2021 and high employment rates among Africa's populations. Although COVID-19 had a negative impact on jobs and incomes of most African economies, some countries showed resilience through measures such as providing economic relief and stimulus policy responses that were put in place prior to and during the pandemic.

**Aspiration 2: "An integrated continent politically united and based on the ideal of Pan Africanism and the Vision for Africa's Renaissance."** Significant progress was made in the attainment of Aspiration 2 as evidenced by a strong performance of 84% of its targets. This is mainly due to progress made in the signing and ratification of the African Continental Free Trade Agreement (AfCFTA) which came into effect on 1 January 2021, as well as the establishment and operationalisation of a well-functioning AfCFTA Secretariat in Accra, Ghana. Furthermore, the progress made in operationalising the Single Africa Air Transport Market (SAATM), coupled with the strides that the Continent has made in increasing electricity generation and boosting ICT penetration explain the strong performance. However, Africa registered weak performance in other areas such as the implementation of the Trans-African Highway Missing Link and the African High Speed Rail Network.

**Aspiration 3: "An Africa of good governance, democracy, respect for human rights, justice and the rule of law."** The overall weak performance of 42% for Aspiration 3 targets is mainly attributed to low scores pertaining to capable institutions and transformed leadership at all levels. Nevertheless, a satisfactory performance was achieved with most Member States reporting progress in promoting good governance, democratic values and practices, including the domestication of the African Charter on Democracy, Election and Governance.



**Aspiration 4: “A peaceful and secure Africa.”** Good progress was recorded in the attainment of Aspiration 4 with an overall performance of 63% against the 2021 target, as evidenced in significant declines in conflict-related deaths emanating from armed conflicts and those arising out of disagreements and intolerances along religious or ethnic lines.

**Aspiration 5: “An Africa with a strong cultural identity, common heritage, shared values and ethics.”** Moderate progress of 45% was made with regards to Aspiration 5 targets. This can largely be attributed to weak integration of indigenous African culture, values and language into primary and secondary schools’ curricula.

**Aspiration 6: “An Africa whose development is people driven, relying on the potential of the African People, particularly its Women and Youth and caring for children”.** The Continent realised an overall target score of 67% due to a slight increase in the proportion of women in total agricultural population with ownership or secure rights over agricultural land, as well the proportion of seats held by women in national parliaments, regional and local bodies. However, the continent did not meet youth related goals and targets, with unemployment rates among the youth reducing only minimally and an increase in children engaged in child labour or child marriage.

**Aspiration 7: “Africa as a strong influential partner.”** The continent achieved an overall commendable target performance of 58% evidenced by the proportion of public sector budget funded by national capital markets as well as the proportion of official development assistance (ODA) in national budgets. However, the Continent did not meet the 2021 target of increasing the contribution of total tax revenue as a percentage of GDP to ensure Africa takes full ownership of her development efforts.

Achieving the goals of Agenda 2063 requires a significant increase in investments over the next four decades. Member States must undertake a comprehensive and inclusive approach to boost domestic resource mobilisation and tax revenues in ways that are sustainable. There is need to rethink and reconfigure revenue mobilisation and tax systems in ways that (a) build trust and accountability, (b) are simple and transparent, (c) employ modern technological and digital systems and (d) exploit alternative sources of revenue generation.

At the regional level, East Africa recorded the highest performance with an aggregate score of 52% against the 2021 targets, followed by Southern Africa which recorded an overall performance of 50%. The performance of West Africa stood at 45%. Central and North Africa recorded an aggregate score of 42% and 39% respectively.

In addition to the progress registered under the aspirations and goals captured in Agenda 2063’s First-Ten Year Implementation Plan, the Continent made notable progress in the implementation of the 15 African Union Flagship Projects. Noteworthy was the progress made on operationalising the African Continental Free Trade Area. To date, 54 AU Member States have signed the AfCFTA Agreement, 42 Member States have ratified it, and 39 have deposited their instruments of ratification, demonstrating a high level of political commitment to achieving market integration in Africa. The implementation of other flagship projects is also progressing, albeit at varied and, sometimes, a slower pace.

The AU has also taken various measures to support RECs and Member States sustainably in their implementation of Agenda 2063, key among which is an enhanced partnership architecture. AU strategic partnerships with the UN and AfDB is helping unblock financing and implementation challenges through better alignment and closer coordination in delivering implementation support to RECs and Member States. In addition to leveraging synergies and complementarities, the partnerships have begun experiencing greater congruence in reporting on the global and continental-level development agendas. This has proved valuable for collective review, joint reflection and mutual accountability around a common set of development goals and targets.

On a technical level, ongoing efforts by the AU Technical Working Group on Monitoring and Evaluating Agenda 2063 have enabled many AU Member States to prepare national-level progress reports in 2019 and 2021 on the implementation of Agenda 2063. The country-level reports were fundamental elements in the preparation of the two continental-level reports produced thus far on the implementation of Africa’s development blueprint. In addition, the AU Technical Working Group, in collaboration with other initiatives, continues to provide technical support to RECs and Member States in data collection, analysis, visualisation and reporting.

Overall, Africa has continued to demonstrate an unwavering resolve towards achieving the vision of Agenda 2063, even in the face of challenging realities in the socio- economic ecosystem. While inference can be made that some goals and targets of the First Ten-Year Implementation Plan may not be met by 2023, it is evident that the Continent continues to register commendable results in many areas, providing a level of assurance of realising the aspirations and goals of Agenda 2063 in the medium and long-term.



# References

African Development Bank (AfDB). (2021). African economic outlook 2021. From debt resolution to growth: The road ahead for Africa. [https://www.afdb.org/sites/default/files/documents/publications/afdb21-01\\_aeo\\_main\\_english\\_complete\\_0223.pdf](https://www.afdb.org/sites/default/files/documents/publications/afdb21-01_aeo_main_english_complete_0223.pdf)

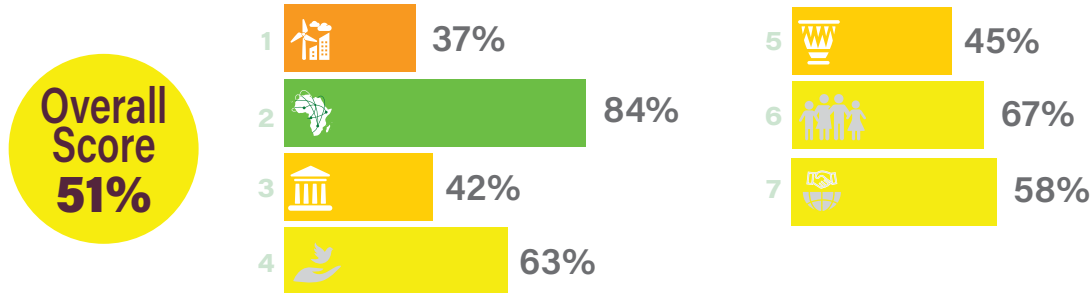
African Peer Review Mechanism (APRM). (2019). The Africa governance report: Promoting African Union shared values. African Union. <https://au.int/en/documents/20191218/africa-governance-report-promoting-african-union-shared-values>



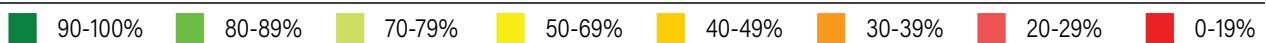
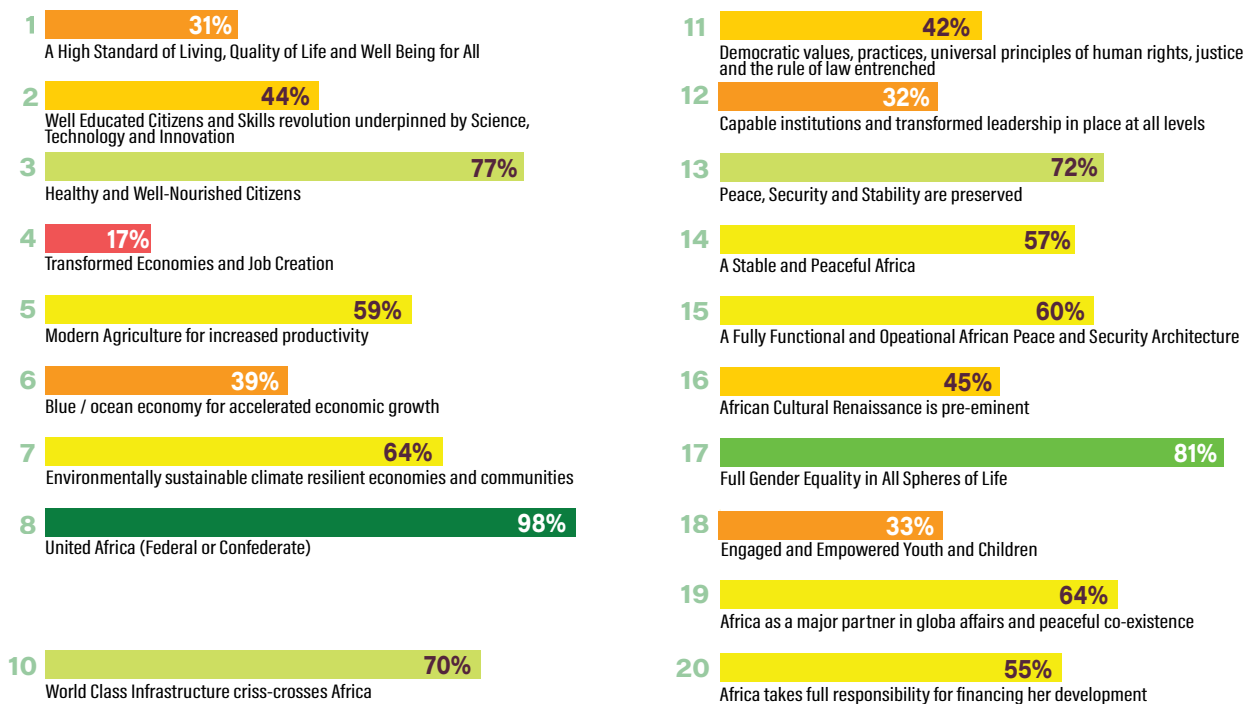


# Annex 1: Continental Dashboard on the Implementation of Agenda 2063

## By Aspiration



## Performance on Goals



### Areas where significant progress has been made

- Increased proportion of the population with access to electricity and to internet
- Increased the proportion of women with access to sexual and reproductive health services
- Increased percentage of eligible population with HIV having access to Anti-Retroviral Treatment
- Increased the level of AfCFTA domestication and the commitment to SAATM among AU Member States
- Increased the proportion of seats held by women in national parliaments, regional and local bodies
- Reduced the Proportion of women and girls subjected to sexual and physical violence, and to genital mutilation


### Areas where progress has been slow

- Increasing Real GDP per capita and annual GDP growth rates
- Reducing unemployment rates
- Reducing neo-natal mortality rates and malaria incidence
- Reducing levels of corruption
- Increasing the share of tourism and manufacturing in GDP
- Increasing the percentage of agricultural land placed under sustainable land management practice
- Progress on implementation of Trans-African Highway Missing links and on the African High Speed Rail Network

### Areas of Support to Accelerate Implementation of Agenda 2063

- Increasing the share of tourism and manufacturing in GDP
- Reducing neo-natal mortality rates and malaria incidence
- Increasing agricultural production and productivity, including increasing agricultural land under sustainable land management practice
- Accelerating progress on implementation of the implementation of the Trans-African Highway Missing link and the African High Speed Rail Network

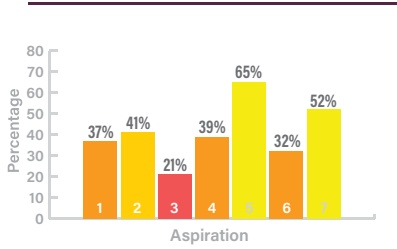




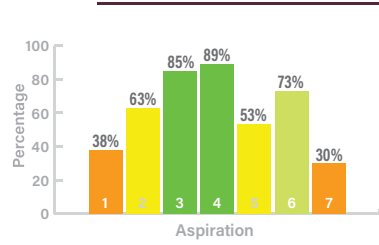


# Annex 2: Regional Dashboard on the Implementation of Agenda 2063

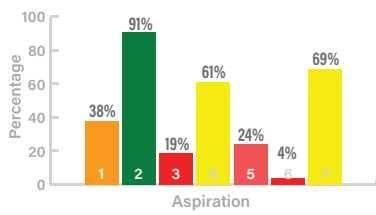
## North Africa



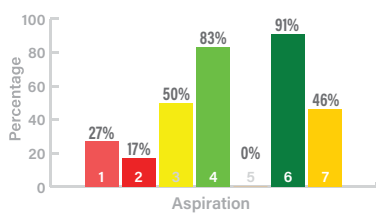
## East Africa



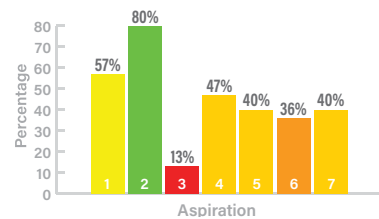
## West Africa



## Central Africa

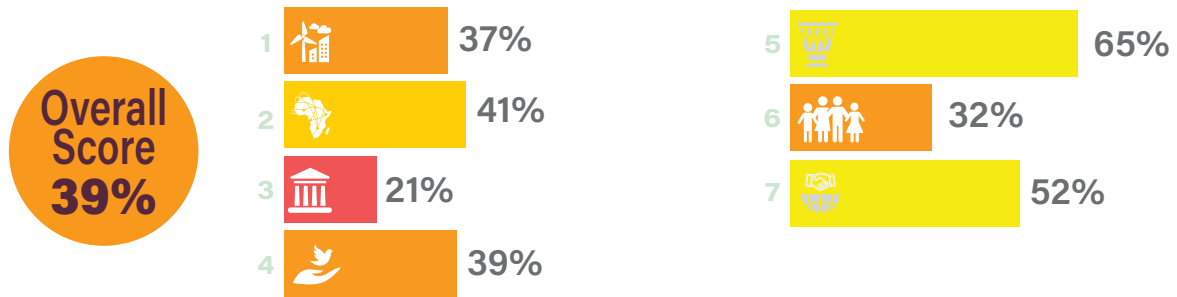


## Southern Africa

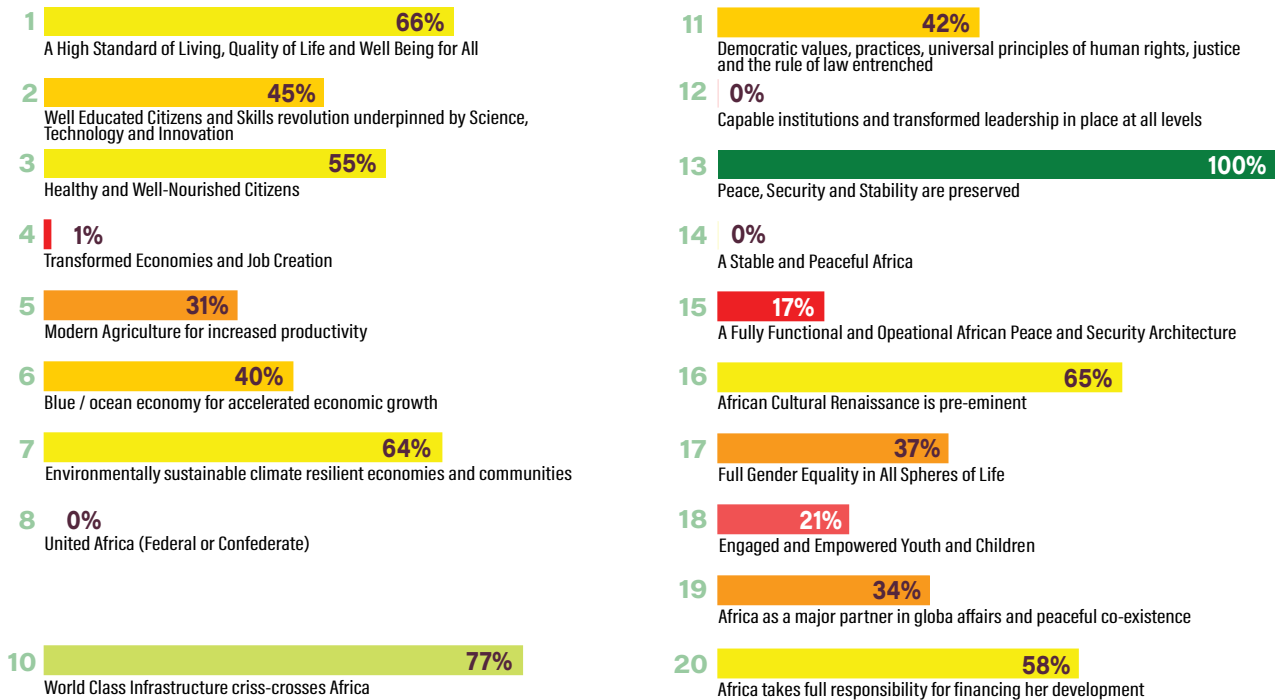


# North Africa Dashboard on the Implementation of Agenda 2063

## By Aspiration



## Performance on Goals



### Areas where significant progress has been made

- Increased Real GDP per capita
- Reduced unemployment rates, and proportion of population living below the national poverty line
- Increased enrolment rates in primary school
- Reduced number of new HIV infections
- Increased contribution of the fisheries sector to GDP
- Improved the perceptions of the population on accountability mechanisms
- Increased the proportion of public sector budget funded by national capital markets, and reduced the proportion of ODA in the national budget

### Areas where progress has been slow

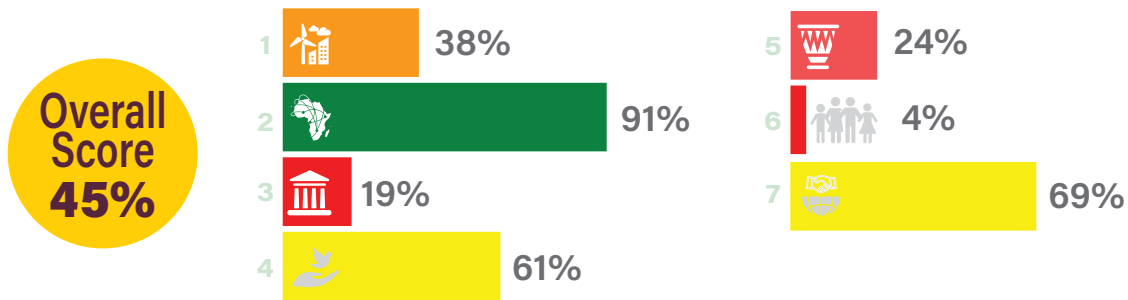
- Increasing annual GDP growth rates
- Increasing share of tourism and manufacturing in GDP
- Increasing the % of agricultural land placed under sustainable land management practice
- Progress on implementation of Trans-African Highway Missing link and on the African High Speed Rail Network
- Reducing corruption
- Reducing the proportion of women and girls subjected to sexual and physical violence
- Reducing proportion of children engaged in child marriage
- Increasing total tax revenue as a percentage of GDP

### Areas of Support to Accelerate Implementation of Agenda 2063

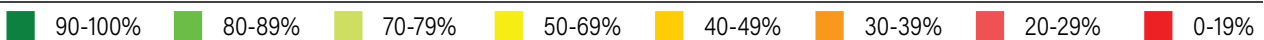
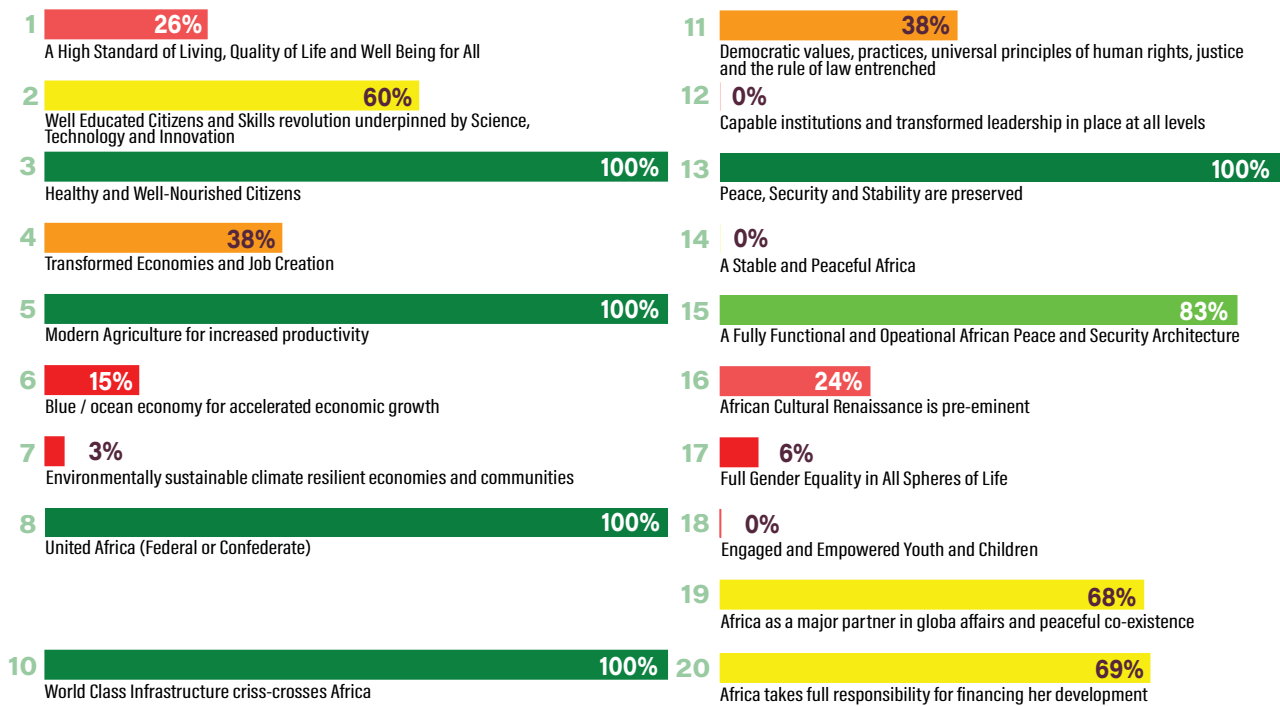
- Reducing prevalence of undernourishment
- Increasing share of tourism and manufacturing in GDP
- Increasing the percentage of agricultural land placed under sustainable land management practice
- Progress on implementation of Trans-African Highway Missing link and on the African High Speed Rail Network
- Reducing corruption

# West Africa Dashboard on the Implementation of Agenda 2063

## By Aspiration



## Performance on Goals



### Areas where significant progress has been made

- Increased proportion of the population with access to internet
- Increased enrolment rates in pre-primary school
- Increased the proportion of women with access to sexual and reproductive health services
- Reduced under five mortality rates and reduced prevalence of underweight among under five
- Increased growth rate of agric yields of national priority commodities
- Reduced the Proportion of women and girls who have undergone genital mutilation

### Areas where progress has been slow

- Increasing Real GDP per capita and annual GDP growth rates
- Reducing unemployment rates
- Reducing the prevalence of undernourishment, neo-natal mortality rates and malaria incidence
- Increasing the share of tourism and manufacturing in GDP
- Progress on implementation of Trans-African Highway Missing link and on the African High Speed Rail Network
- Improving perceptions on accountability, and freedom of press
- Increasing the proportion of seats held by women in national parliaments, regional and local bodies

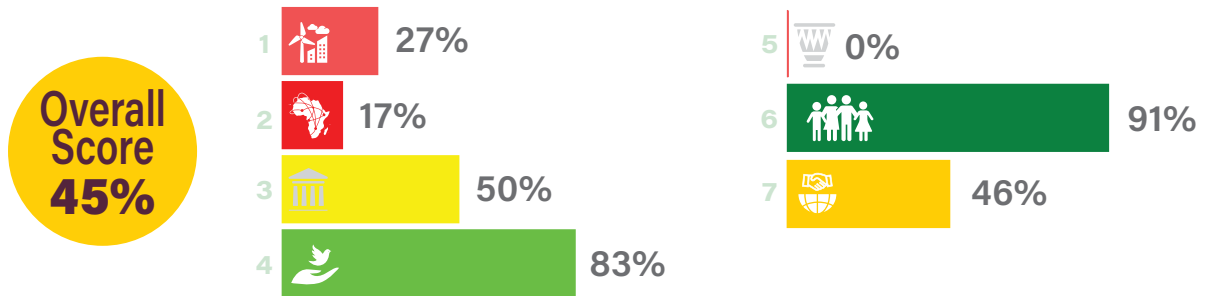
### Areas of Support to Accelerate Implementation of Agenda 2063

- Reducing unemployment, esp. among the youth
- Increasing the share of tourism and manufacturing in GDP
- Increasing access to safely managed sanitation services
- Reducing the prevalence of undernourishment, neo-natal mortality rates and malaria incidence
- Accelerating progress on implementation of the implementation of the Trans-African Highway Missing link and the African High Speed Rail Network

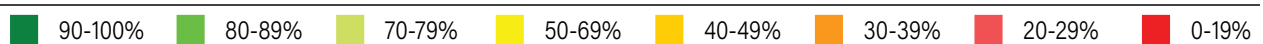
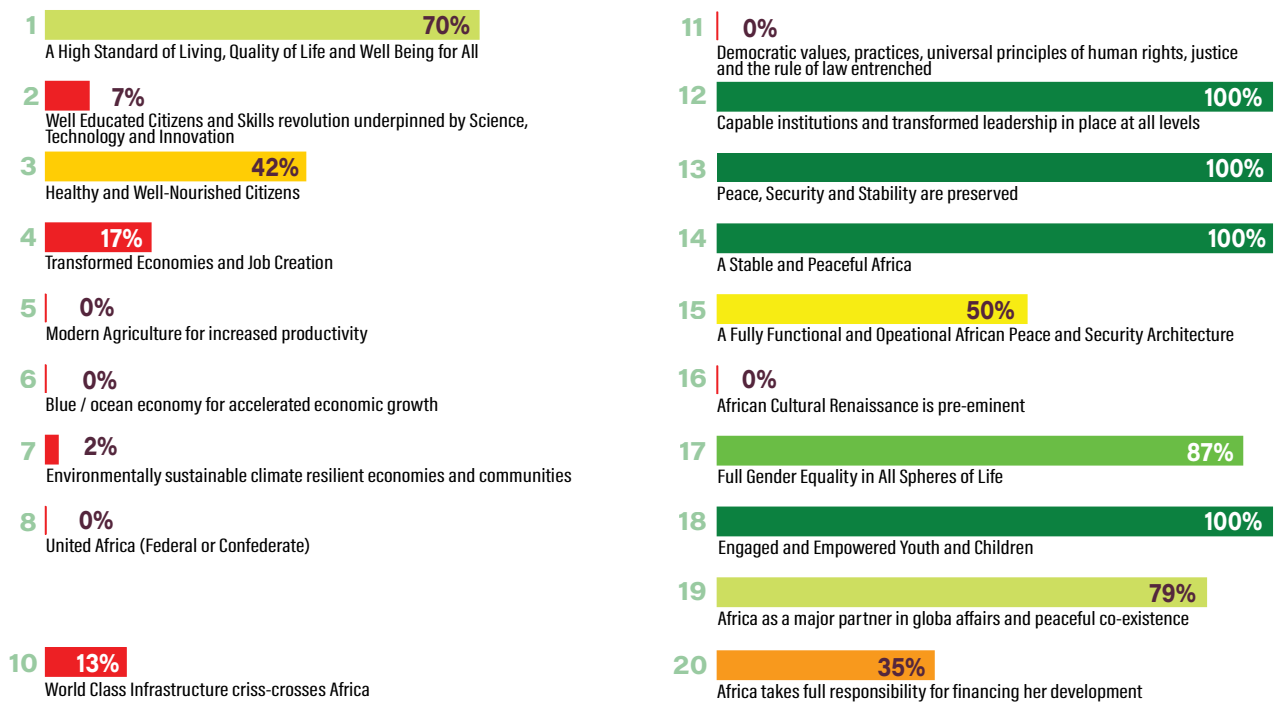


# Central Africa Dashboard on the Implementation of Agenda 2063

## By Aspiration



## Performance on Goals



### Areas where significant progress has been made

- Reduced unemployment rates and inequality
- Increased the proportion of the population with access to internet
- Increased the % of women with access to sexual and reproductive health service
- Increased the proportion of women in total agricultural population with ownership or secure rights over agricultural land
- Reduced the proportion of women and girls subjected to sexual or physical violence

### Areas where progress has been slow

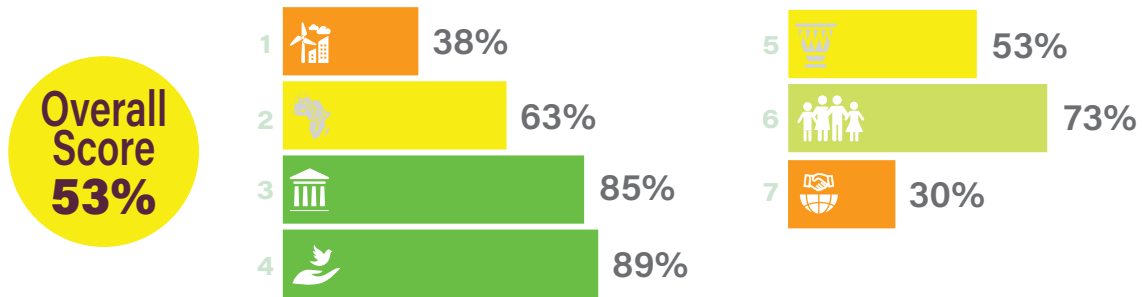
- Increasing real GDP per capita and annual GDP growth rates
- Increasing the number of households with access to electricity
- Increasing access to safely managed sanitation services
- Reducing maternal mortality rates
- Reducing number of new HIV infections, and incidence of TB and malaria
- Increasing the proportion of children whose births are registered in the first year
- Increasing total tax revenue as a percentage of GDP

### Areas of Support to Accelerate Implementation of Agenda 2063

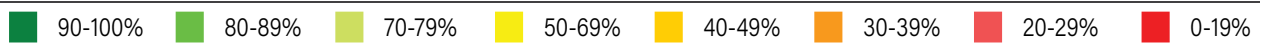
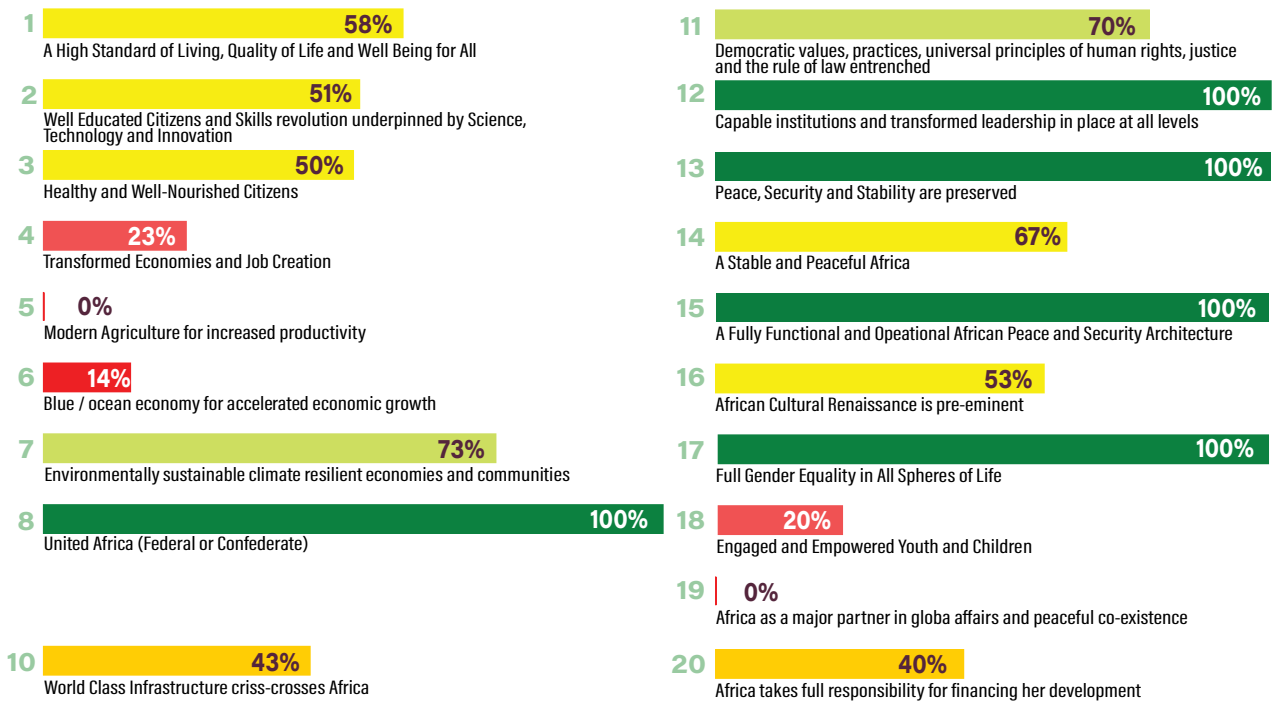
- Reducing prevalence of undernourishment
- Increasing the number of households with access to electricity
- Increasing access to safely managed sanitation services
- Increasing enrolment rates in pre-primary, primary and secondary school
- Reducing maternal mortality rates
- Reducing number of new HIV infections, and incidence of TB and malaria
- Increasing the proportion of children whose births are registered in the first year

# East Africa Dashboard on the Implementation of Agenda 2063

## By Aspiration



## Performance on Goals



### Areas where significant progress has been made

- Increased access to internet and to electricity
- Increased enrolment rates in primary school
- Reduced maternal and under five mortality rates
- Increased the % of terrestrial and inland water areas preserved
- Improved perceptions on accountability mechanisms, freedom of press and level to which elections are free, fair and transparent
- Increased the proportion of seats held by women in parliaments
- Reduced the proportion of women and girls who have suffered physical and sexual violence

### Areas where progress has been slow

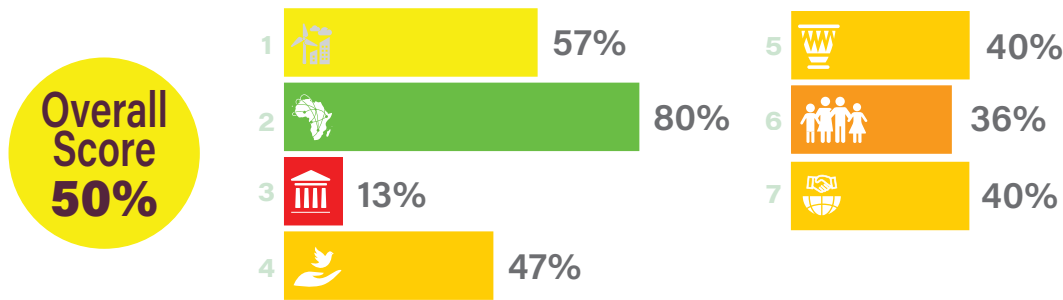
- Increasing annual GDP growth rates
- Reducing neo-natal mortality rates and new HIV infections
- Increasing growth rate of agric yields of national priority commodities
- Progress on implementation of Trans-African Highway Missing link and on the African High Speed Rail Network
- Reducing proportion of children engaged in child marriage
- Increasing total tax revenue as a percentage of GDP

### Areas of Support to Accelerate Implementation of Agenda 2063

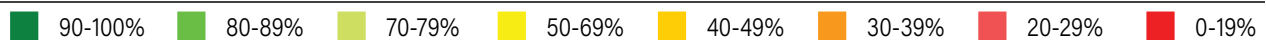
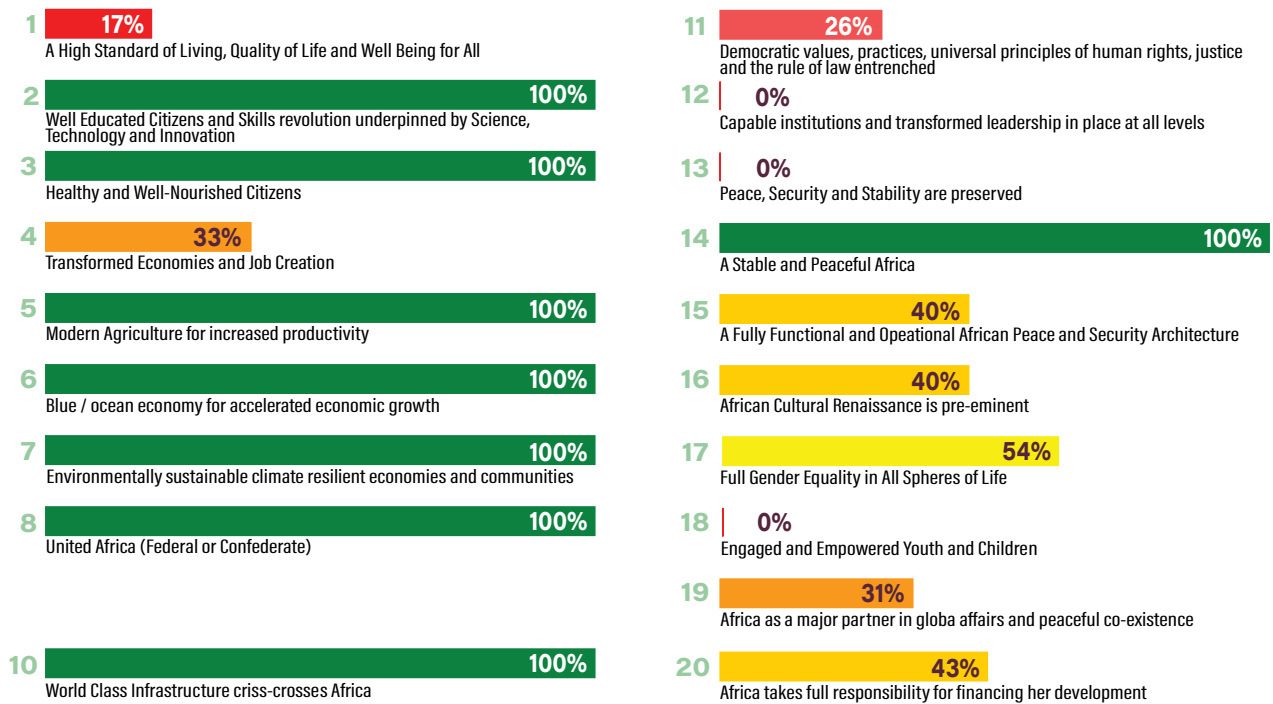
- Reducing neo-natal mortality rates
- Reducing new HIV infections
- Increasing growth rate of agric yields of national priority commodities
- Progress on implementation of Trans-African Highway Missing link and on the African High Speed Rail Network
- Reducing proportion of children engaged in child labour and child marriage

# Southern Africa Dashboard on the Implementation of Agenda 2063

## By Aspiration



## Performance on Goals



### Areas where significant progress has been made

- Increased access to electricity and to internet
- Increased women's access to sexual and reproductive health services
- Reduced incidence of TB and the number of new HIV infections
- Increased growth rate of agric yields of national priority commodities
- Increased the % of agricultural land placed under sustainable land management practice
- Increased the contribution of fisheries in GDP
- Reduced the Proportion of women and girls subjected to sexual and physical violence

### Areas where progress has been slow

- Increasing Real GDP per capita and annual GDP growth rates
- Reducing unemployment rates
- Increasing access to safe drinking water
- Reducing neo-natal mortality rates and malaria incidence
- Increasing enrolment rates in pre-primary, primary and secondary school
- Improving perceptions on accountability, freedom of press
- Increasing the share of manufacturing in GDP
- Progress on implementation of Trans-African Highway Missing link and on the African High Speed Rail Network

### Areas of Support to Accelerate Implementation of Agenda 2063

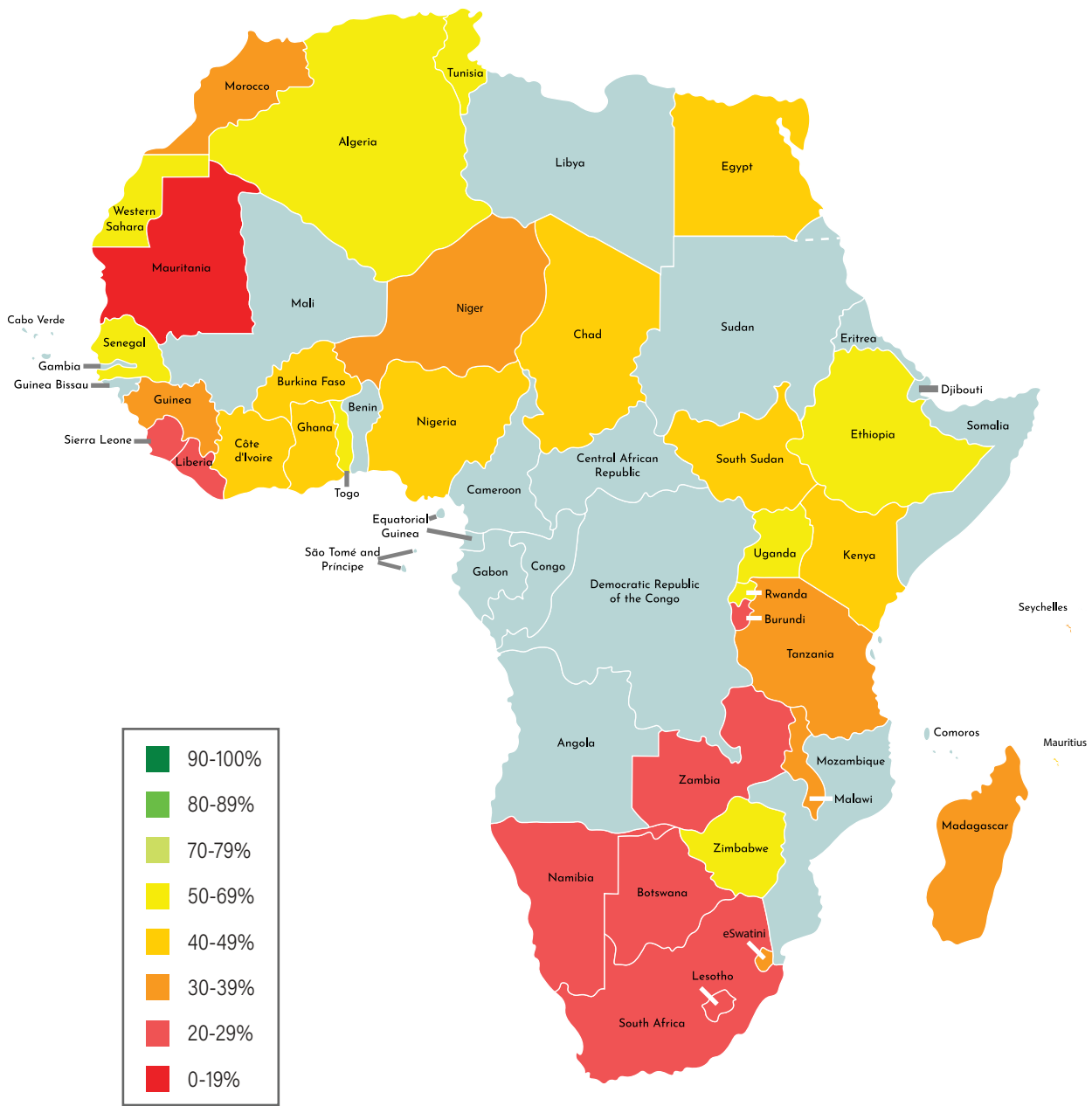
- Increasing the share of manufacturing in GDP
- Reducing neo-natal mortality rates and malaria incidence
- Reducing the prevalence of undernourishment and underweight among under five children
- Increasing enrolment rates in pre-primary, primary and secondary school
- Accelerating progress on implementation of the implementation of the Trans-African Highway Missing link and the African High Speed Rail Network
- Increasing access to safe drinking water





# Annex 3: Country Profiles

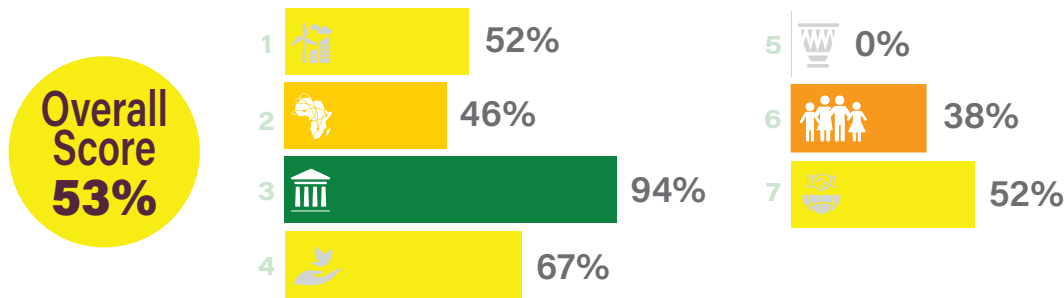
## on the Implementation of Agenda 2063



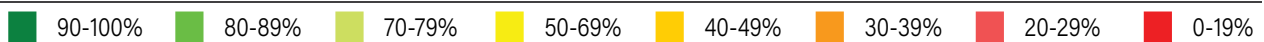
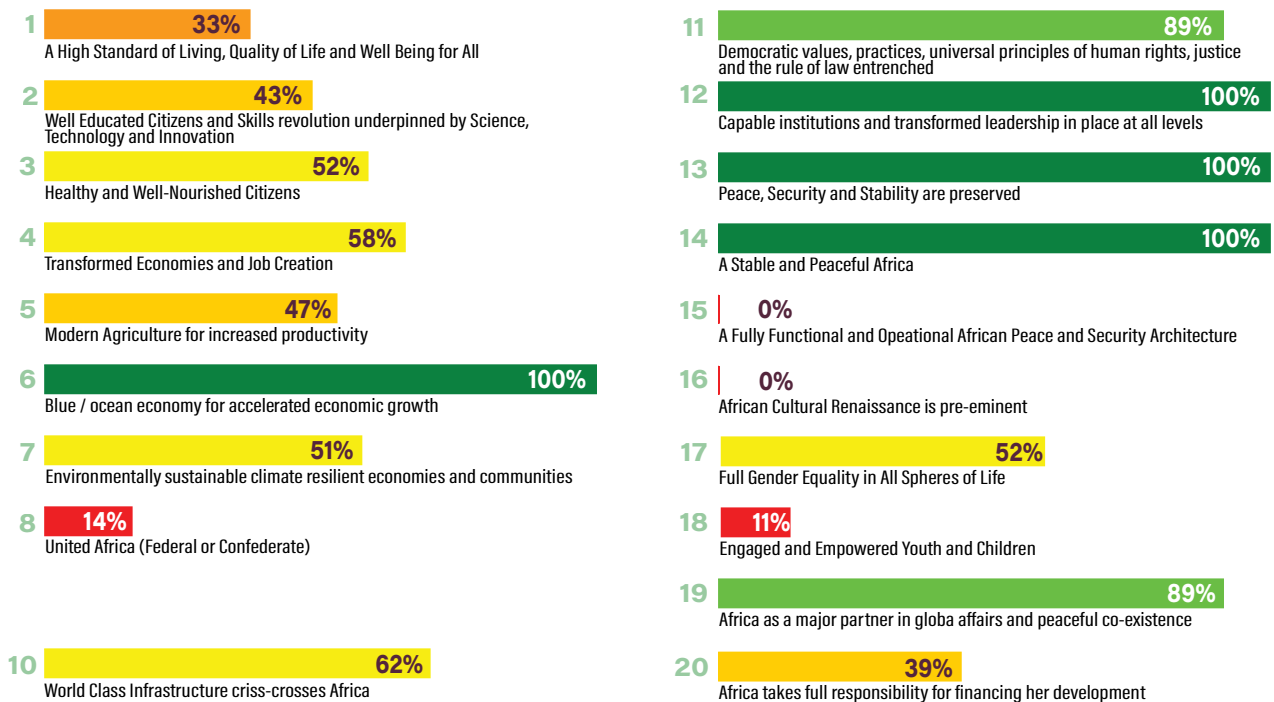
# Algeria on the Implementation of Agenda 2063



## By Aspiration



## Performance on Goals



### Areas where significant progress has been made

- Access to electricity and internet
- Reduction in corruption
- Children whose births are registered in first year
- Reduction in sexual and physical violence against women and girls

### Areas where progress has been slow

- Real GDP per capita and GDP growth rate
- Unemployment rate
- Gini coefficient
- Proportion of parliamentary seats occupied by women

### Areas of Support to Accelerate Implementation of Agenda 2063

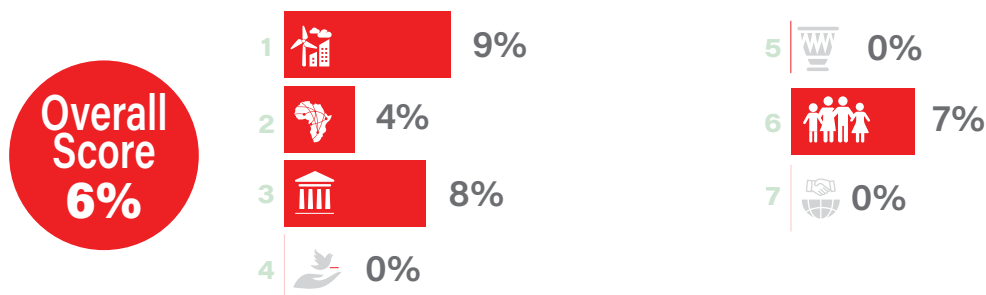
- Increasing employment rates esp. among the youth
- Reducing prevalence of under-nourishment
- Accelerating implementation of the African High Speed Rail Network
- Increasing proportion of agric land under sustainable land management practice



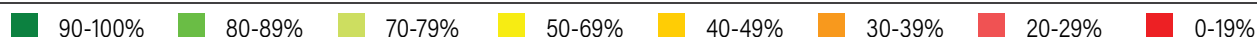
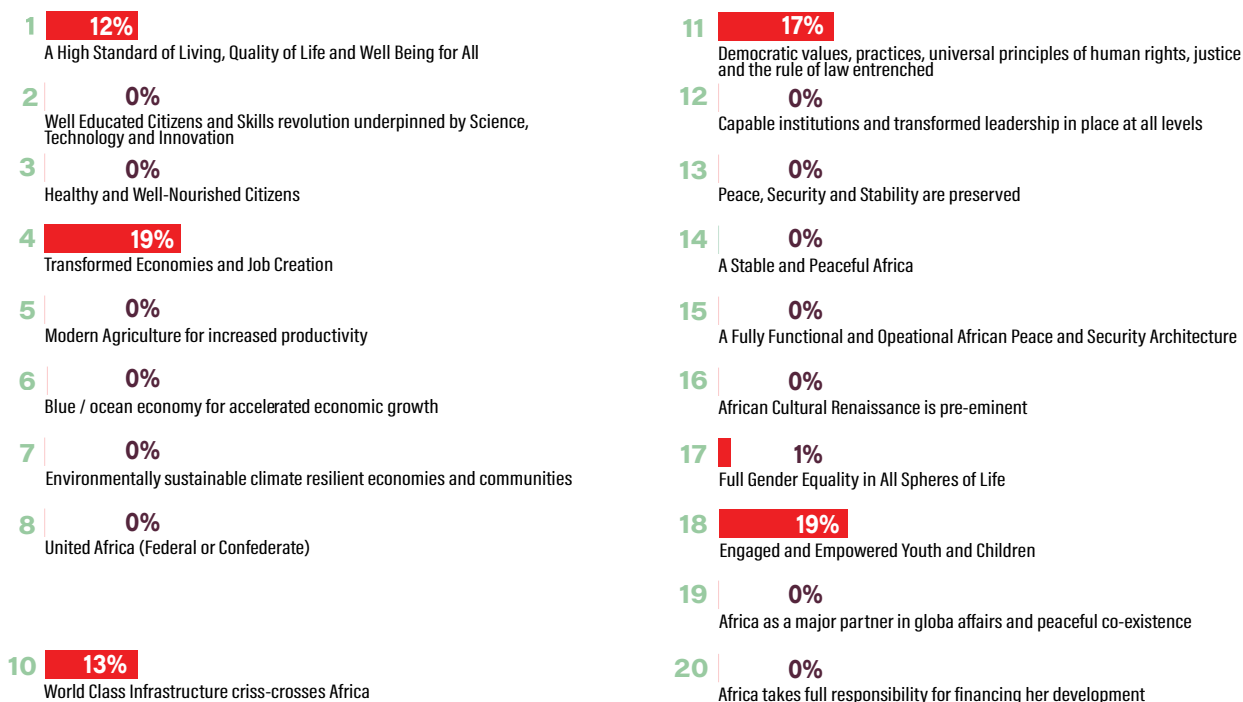
# Benin on the Implementation of Agenda 2063



## By Aspiration



## Performance on Goals



### Areas where significant progress has been made

- R&D as a proportion of GDP
- Signed and ratified the Charter on Democracy
- Relative reduction in unemployment rates

### Areas where progress has been slow

- Proportion of population living below national poverty line
- Prevalence of underweight among children under five
- Proportion of parliamentary seats occupied by women

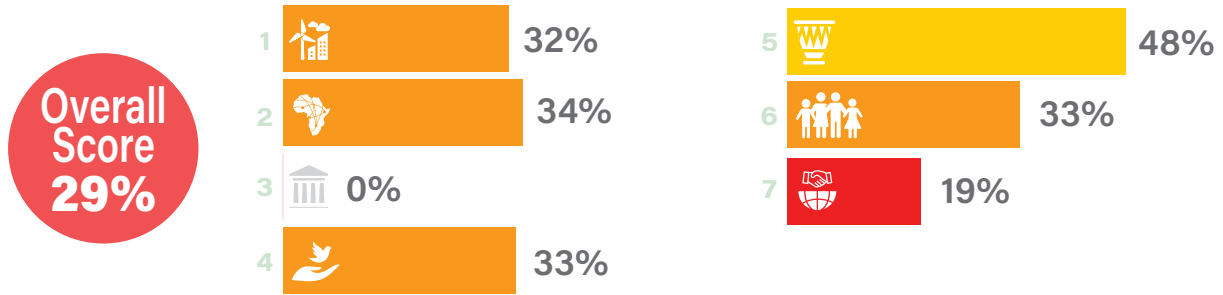
### Areas of Support to Accelerate Implementation of Agenda 2063

- Increasing access to safe drinking water
- Increasing enrolment in pre-primary and secondary school enrolment
- Reducing neo-natal and maternal mortality rates
- Fight against malaria incidence
- Strengthening data and reporting systems

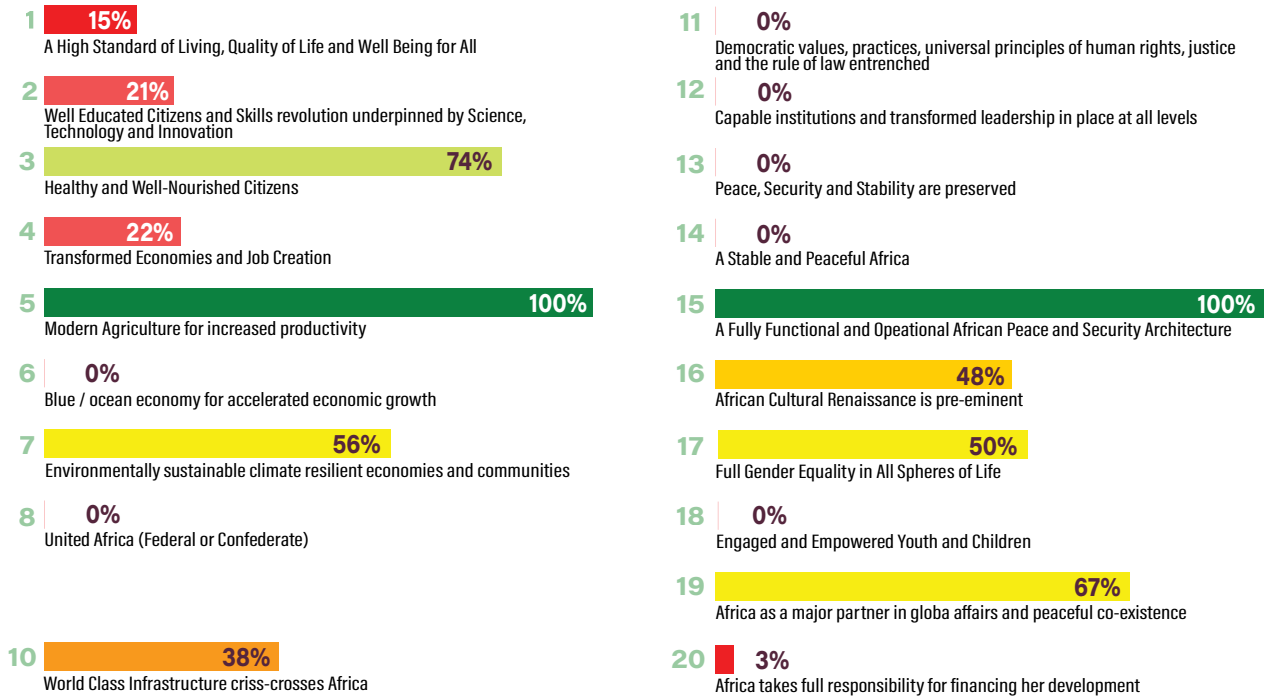
# Botswana on the Implementation of Agenda 2063



## By Aspiration



## Performance on Goals



### Areas where significant progress has been made

- Women's Access to sexual and Reproductive Health
- Reduction in TB incidence and number of new HIV infections
- Proportion of children whose births are registered in first year
- Access to electricity and internet
- Agricultural production and productivity

### Areas where progress has been slow

- Real GDP per capita and annual GDP growth rate
- Unemployment rate
- Manufacturing value-add as a proportion of GDP
- Pre-primary and secondary school enrolment

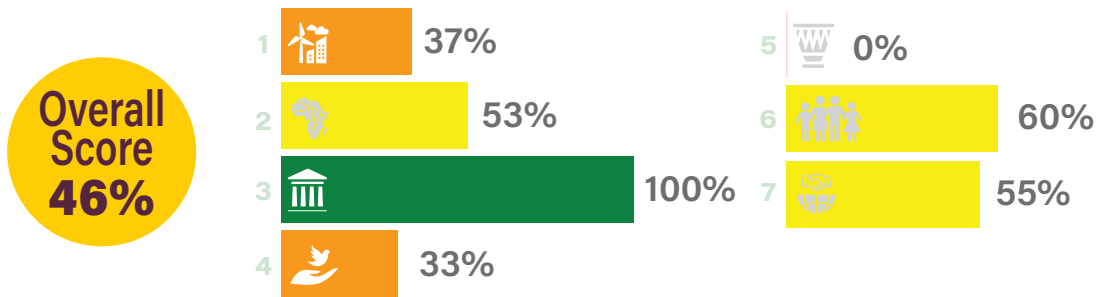
### Areas of Support to Accelerate Implementation of Agenda 2063

- Increasing access to safe drinking water
- Increasing enrolment in pre-primary school enrolment
- Boosting manufacturing value add
- Reducing maternal and neo-natal mortality rates
- Increasing unemployment rates esp among the youth

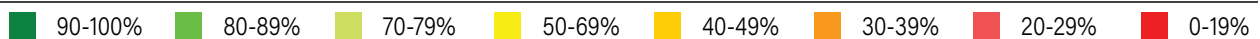
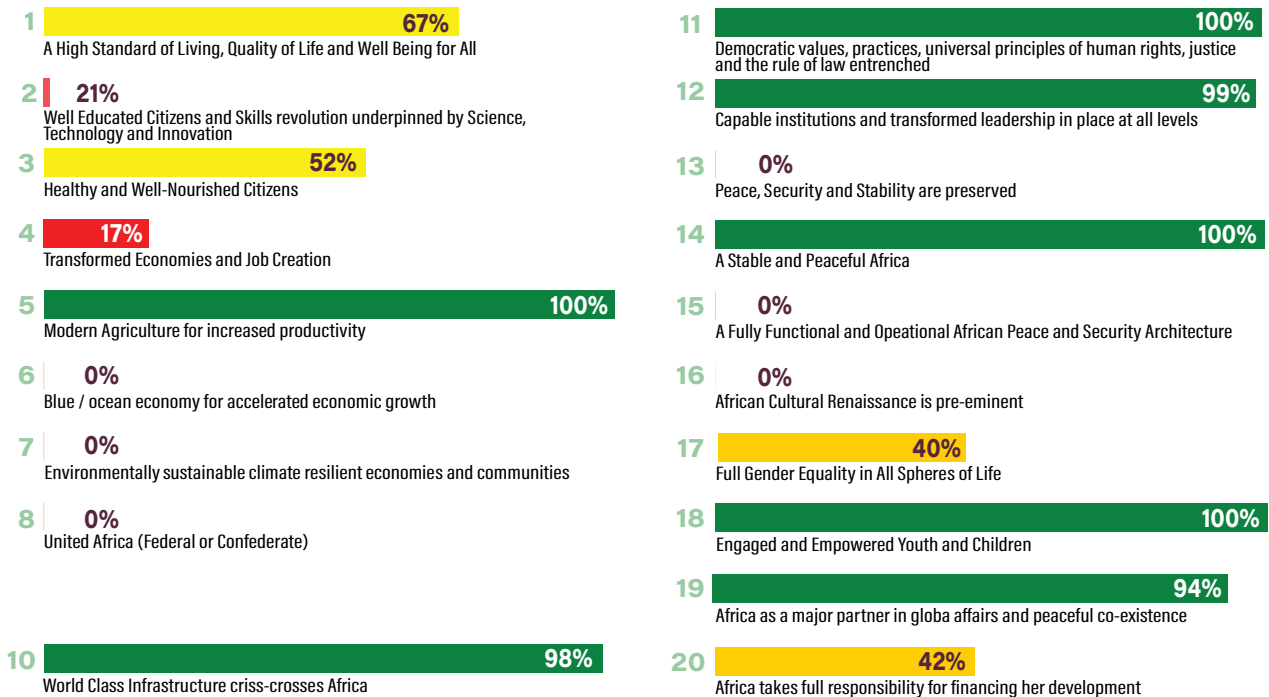
# Burkina Faso on the Implementation of Agenda 2063



## By Aspiration



## Performance on Goals



### Areas where significant progress has been made

- Increased real GDP per capita
- Increased access to electricity and internet
- Reduced new HIV infections and increased access to Anti-Retroviral Treatment
- Increased agricultural production and productivity
- Reduced proportion of total ODA in national budget

### Areas where progress has been slow

- Gini coefficient
- Proportion of parliamentary seats occupied by women
- Children engaged in child labour and child marriage
- Tourism and manufacturing value-add as a proportion of GDP
- Pre-school and secondary school enrolment

### Areas of Support to Accelerate Implementation of Agenda 2063

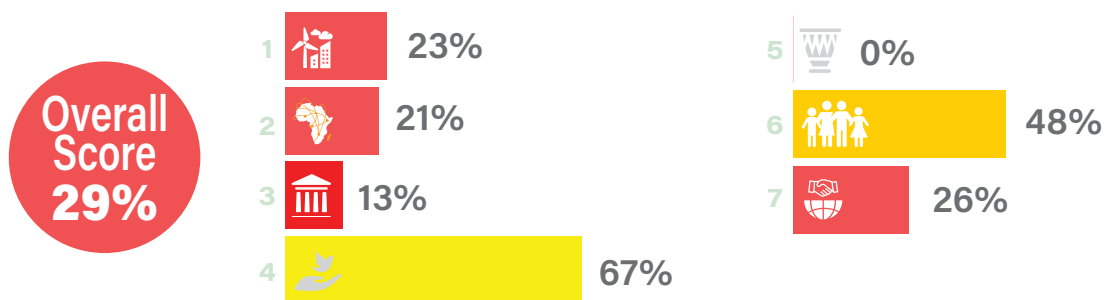
- Reducing prevalence of undernourishment
- Fight against malaria incidence
- Increasing enrolment in pre-primary and secondary school
- Increasing access to safe drinking water and to safely managed sanitation
- Increasing contribution of ICT to GDP



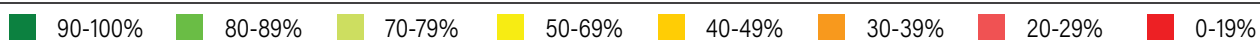
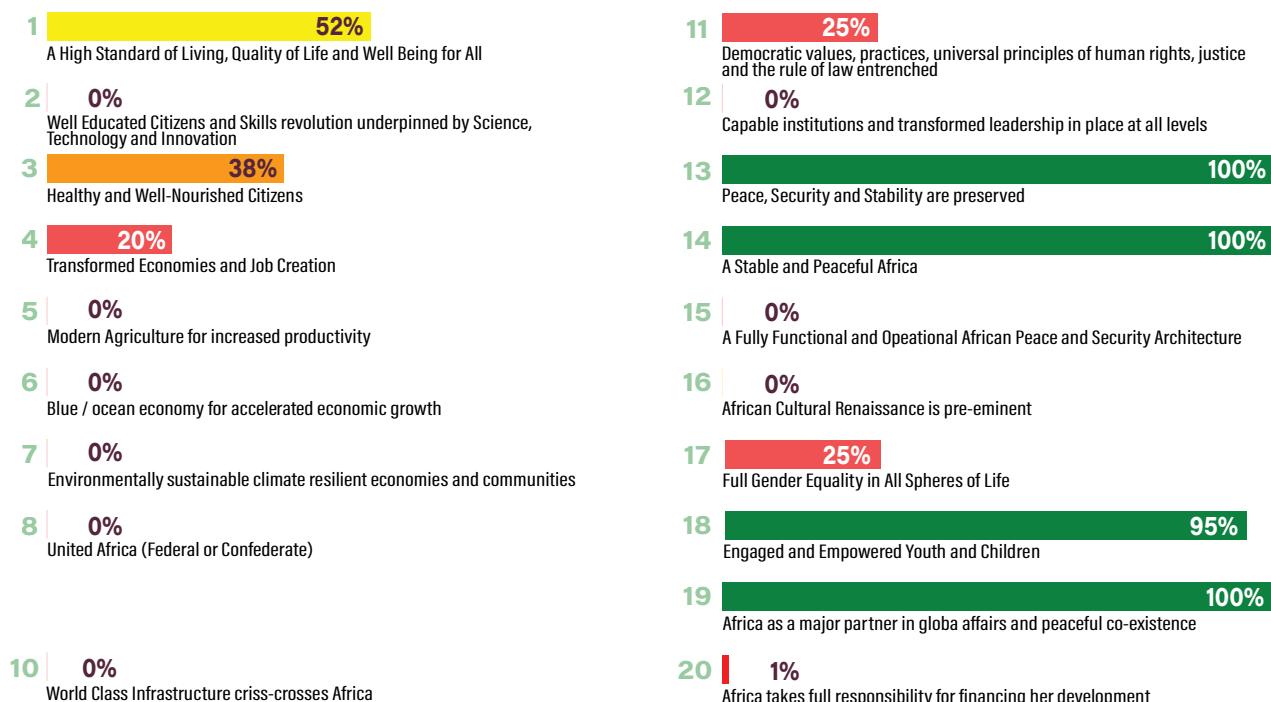
# Burundi on the Implementation of Agenda 2063



## By Aspiration



## Performance on Goals



### Areas where significant progress has been made

- ↓ Unemployment rates
- Statistical legislation and institutional arrangements for coordination of official statistics
- Women's ownership or right to agricultural land
- Access to Anti-Retroviral Treatment

### Areas where progress has been slow

- Real GDP per capita and annual GDP growth rate
- TB incidence
- ICT and manufacturing value-add as a proportion of GDP
- Primary school enrolment
- Total tax revenue as % of GDP

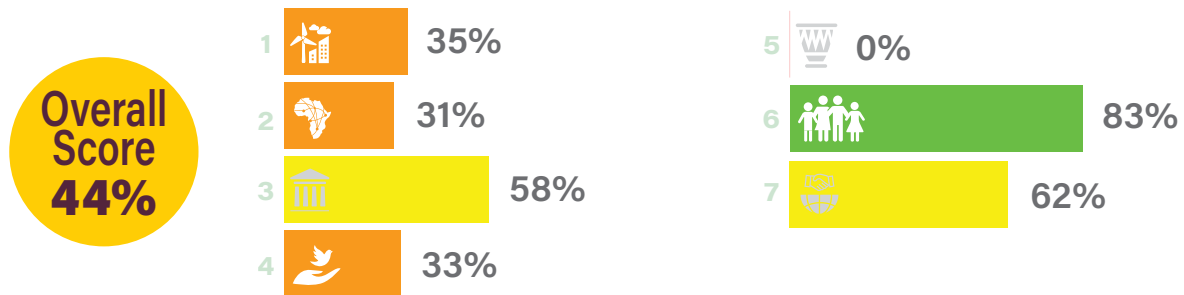
### Areas of Support to Accelerate Implementation of Agenda 2063

- Fight against TB
- Increasing enrolment in primary school
- Boosting manufacturing value add
- Increasing annual GDP growth rates
- Increasing contribution of fisheries to GDP


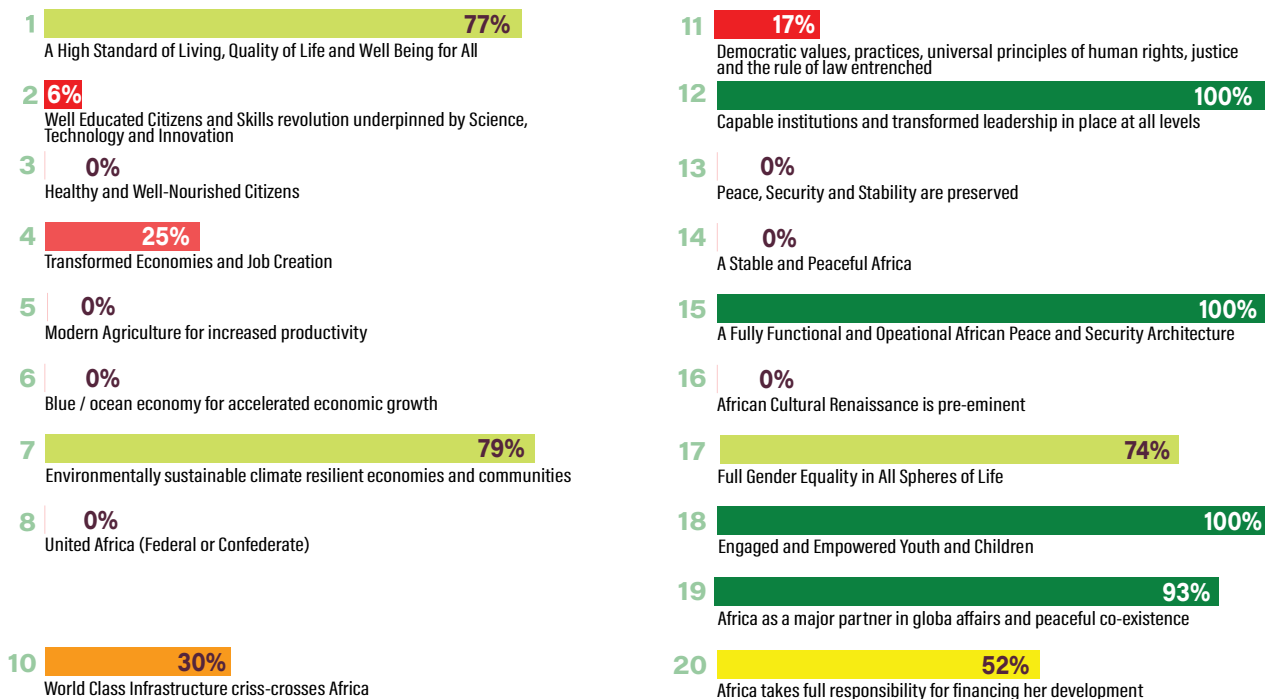
# Chad on the Implementation of Agenda 2063



## By Aspiration



## Performance on Goals



### Areas where significant progress has been made

- Reduced unemployment rates
- Reduced Gini Coefficient
- Increased proportion of women owning or having secure rights over agricultural land
- Reduced proportion of women and girls subjected to sexual and domestic violence
- Increased access to internet

### Areas where progress has been slow

- Prevalence of undernourishment
- Access to safe drinking water
- Secondary school enrolment
- Reduction in malaria incidence
- Reducing proportion of children engaged in child labour
- Total tax revenue as % of GDP

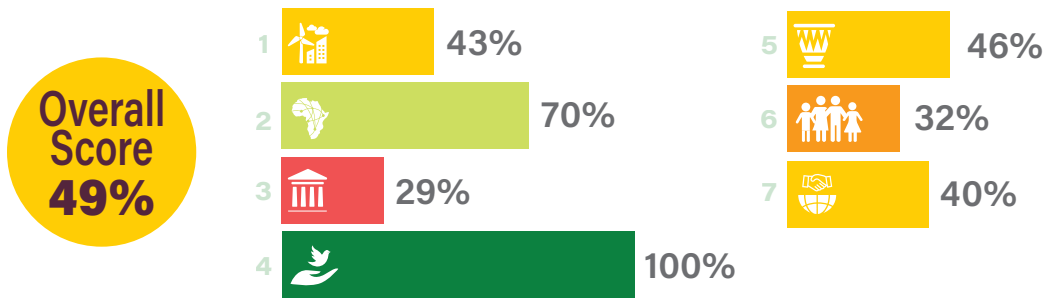
### Areas of Support to Accelerate Implementation of Agenda 2063

- Reducing prevalence of undernourishment and underweight among children under five
- Reducing malaria incidence
- Increasing enrolment in secondary school
- Increasing access to safe drinking water
- Reducing maternal and neo-natal mortality rates

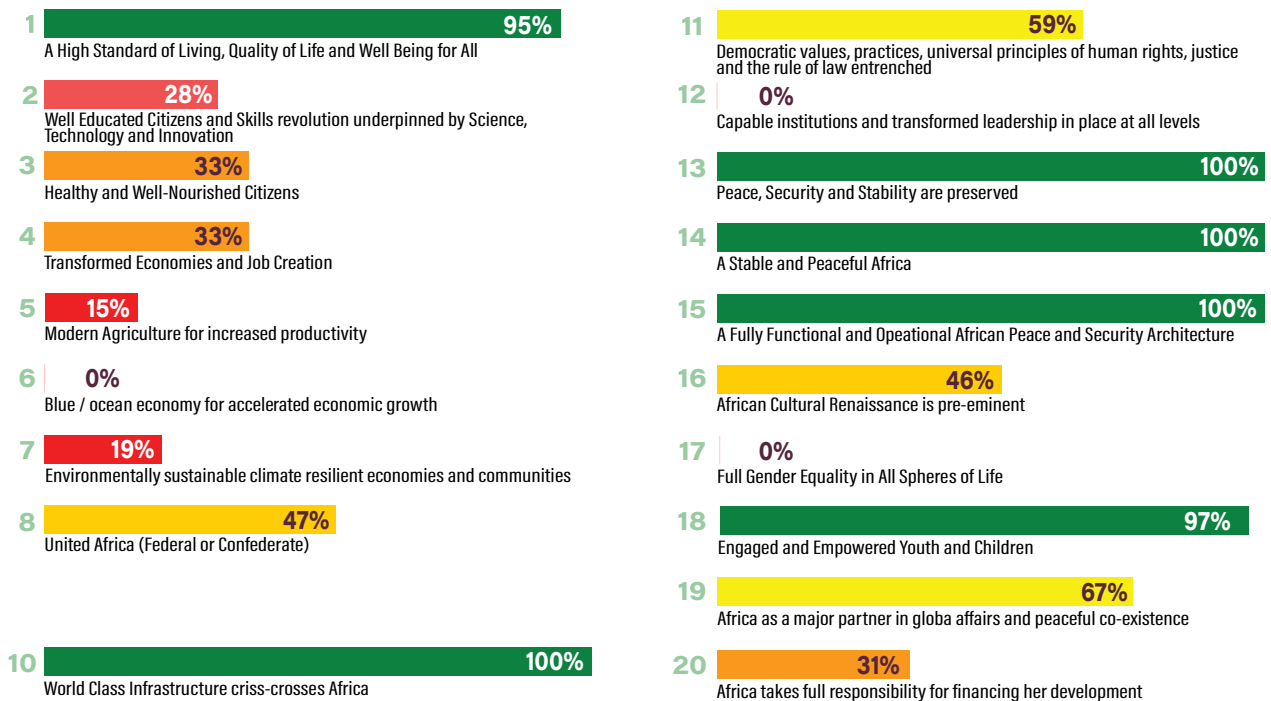
# Côte d'Ivoire on the Implementation of Agenda 2063



## By Aspiration



## Performance on Goals



### Areas where significant progress has been made

- Increased Real GDP per capita
- Reduced unemployment rates
- Reduced Gini Coefficient
- Increased access to electricity and internet
- Increased enrolment in primary school
- Increased percentage of terrestrial and inland water preserved

### Areas where progress has been slow

- Reducing the proportion of urban population living in slums
- Increasing proportion of teachers qualified in STEM
- Reduction in malaria incidence
- Increasing tourism value add as a proportion of GDP
- Reducing proportion of children engaged in child marriage

### Areas of Support to Accelerate Implementation of Agenda 2063

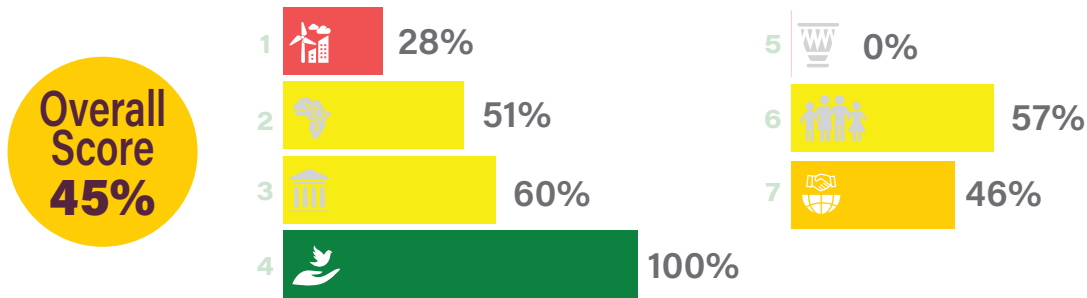
- Increasing enrolment in pre-primary and secondary school and proportion of teachers qualified in STEM
- Proportion of urban population living in slums
- Reducing malaria incidence
- Proportion of women and girls subjected to sexual and physical violence
- Reducing under five and maternal, neo-natal mortality rates



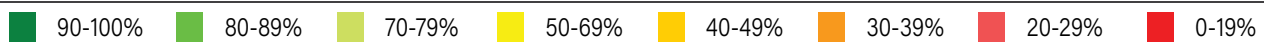
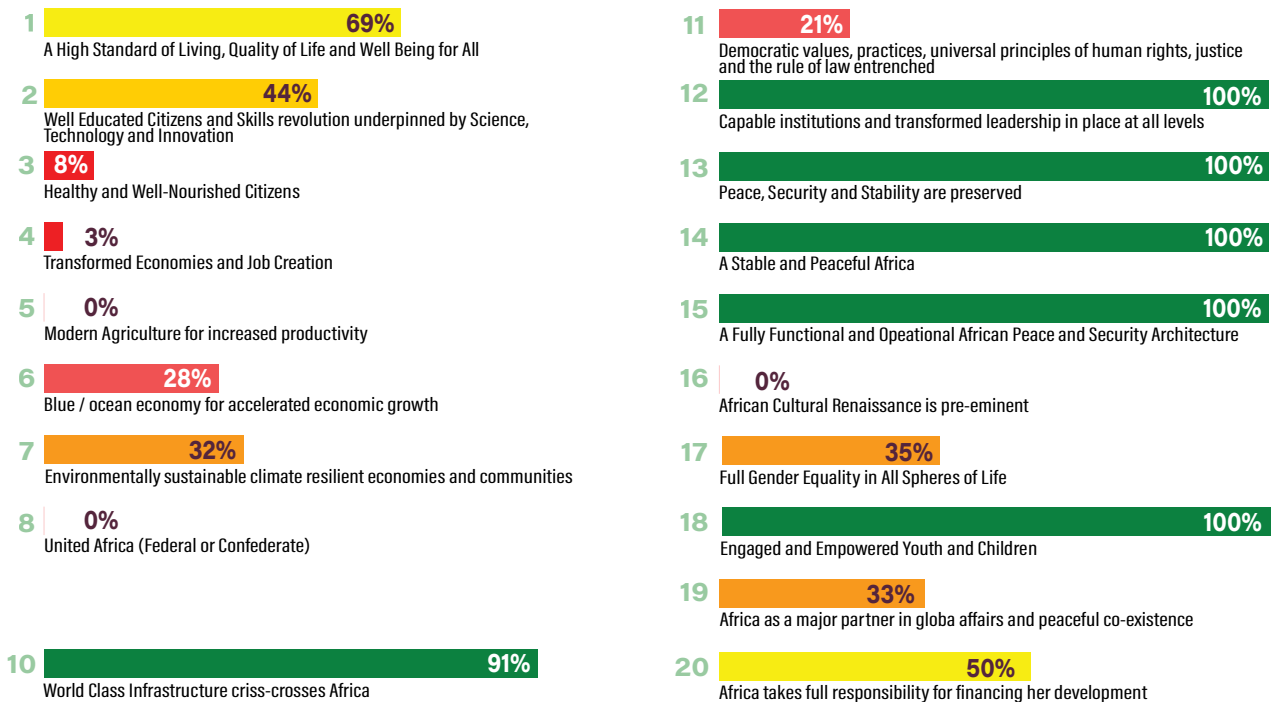
# Egypt on the Implementation of Agenda 2063



## By Aspiration



## Performance on Goals



### Areas where significant progress has been made

- Increased Real GDP per capita
- Reduced unemployment rates
- Increased access to internet
- Reducing the proportion of urban population living in slums
- Reduced contribution of ODA to the national budget

### Areas where progress has been slow

- Pre-primary school enrolment
- Number of new HIV infections
- Agricultural production and productivity
- Proportion of children engaged in child labour
- Perception of the population on levels of freedom of speech and extent to which elections are free and fair

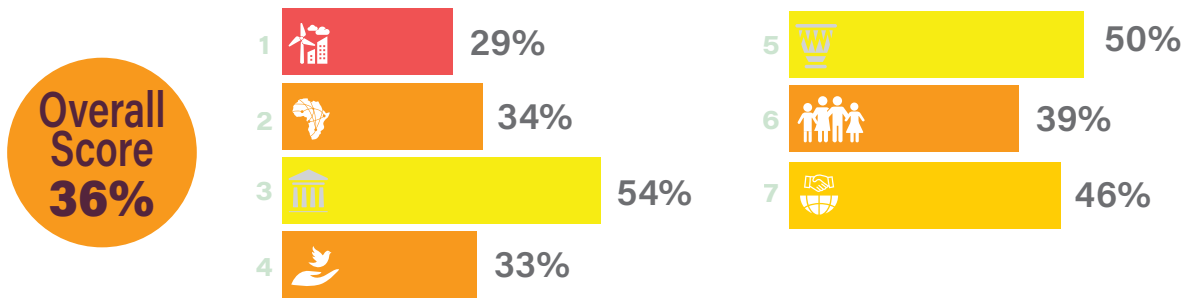
### Areas of Support to Accelerate Implementation of Agenda 2063

- Increasing enrolment in pre-primary
- Increasing the proportion of teachers qualified in STEM
- Curbing new HIV infections
- Boosting agricultural production and productivity
- Reducing neo-natal and maternal mortality rates

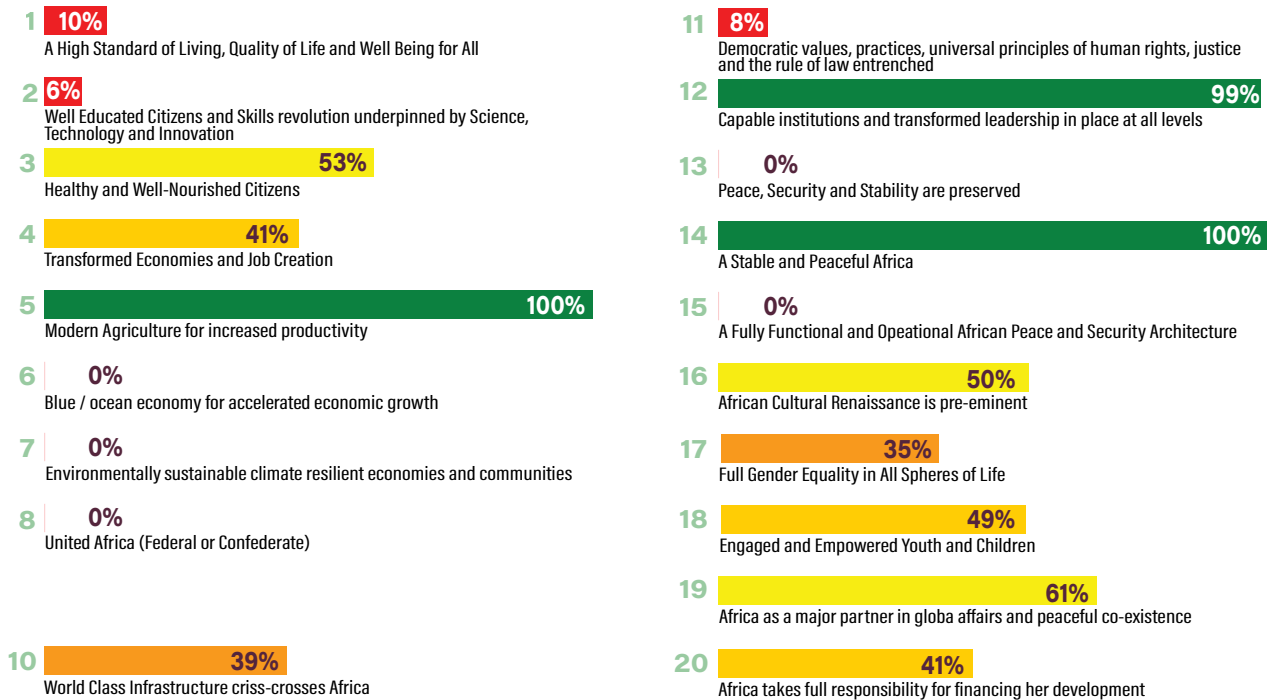
# Eswatini on the Implementation of Agenda 2063



## By Aspiration



## Performance on Goals



### Areas where significant progress has been made

- Increased access to electricity and internet
- Reduced incidence of TB and malaria
- Increased agricultural production and productivity
- Reduced the proportion of women and girls subjected to sexual and physical violence

### Areas where progress has been slow

- Proportion of population with safely managed sanitation services
- Secondary school enrolment
- Proportion of public sector budget funded by national capital markets
- Proportion of children who are victims of human trafficking


### Areas of Support to Accelerate Implementation of Agenda 2063

- Expanding safely managed sanitation services
- Increasing secondary school enrolment
- Curbing human trafficking esp among children
- Reducing under five mortality rates

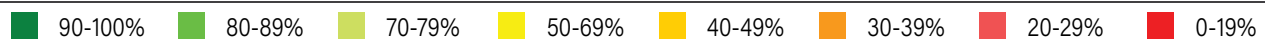
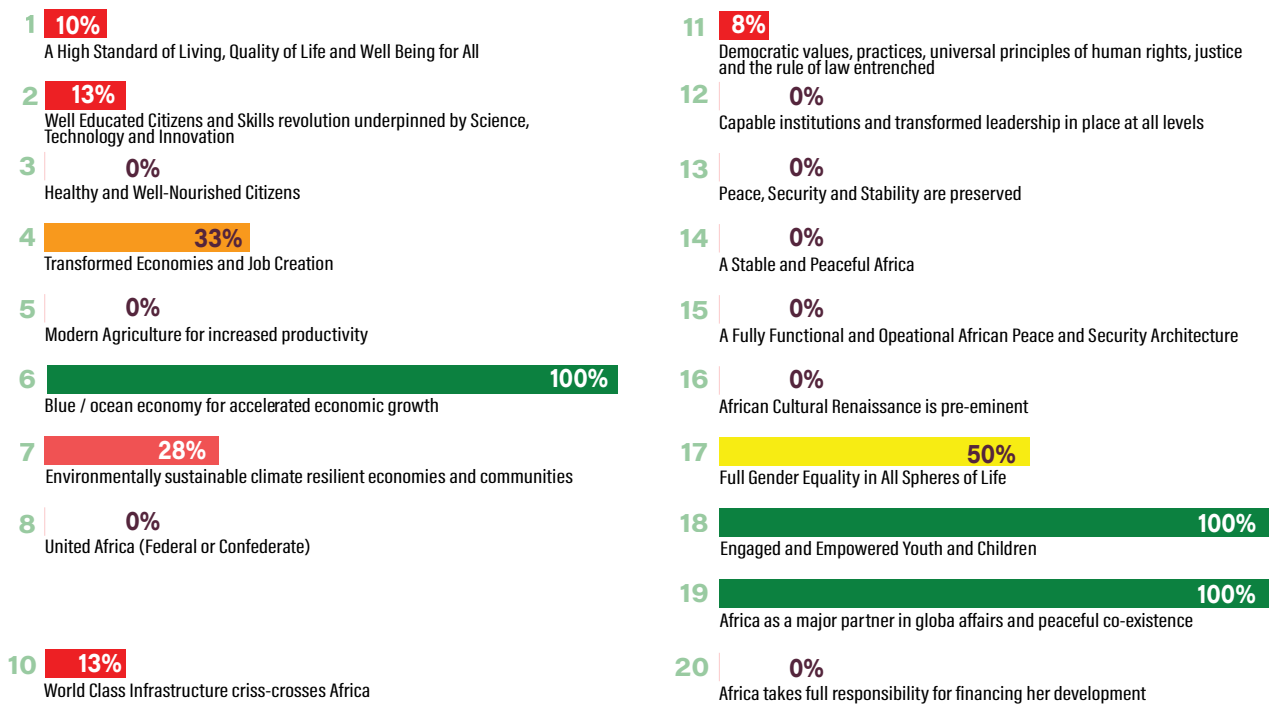
# Equatorial Guinea on the Implementation of Agenda 2063



## By Aspiration



## Performance on Goals



### Areas where significant progress has been made

- Reduced under five mortality rates
- Increased fisheries value add as a share of GDP
- Proportion of national budget for the implementation of functional statistical system
- Percentage of women who have access to sexual and reproductive health services

### Areas where progress has been slow

- Reducing unemployment rates
- Increasing enrolment rates in pre-primary, primary and secondary school
- Increasing the contribution of total tax revenue to GDP
- Proportion of children whose births are registered in the first year

### Areas of Support to Accelerate Implementation of Agenda 2063

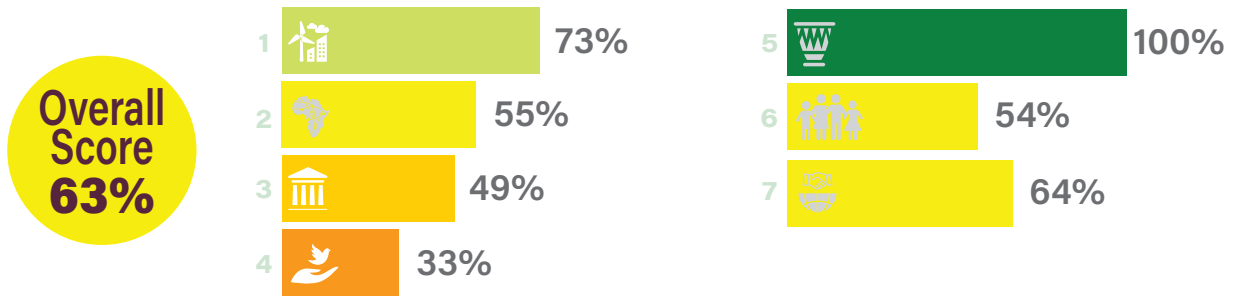
- Reducing unemployment
- Increasing enrolment in pre-primary, primary and secondary school
- Increasing the proportion of children whose births are registered in the first year




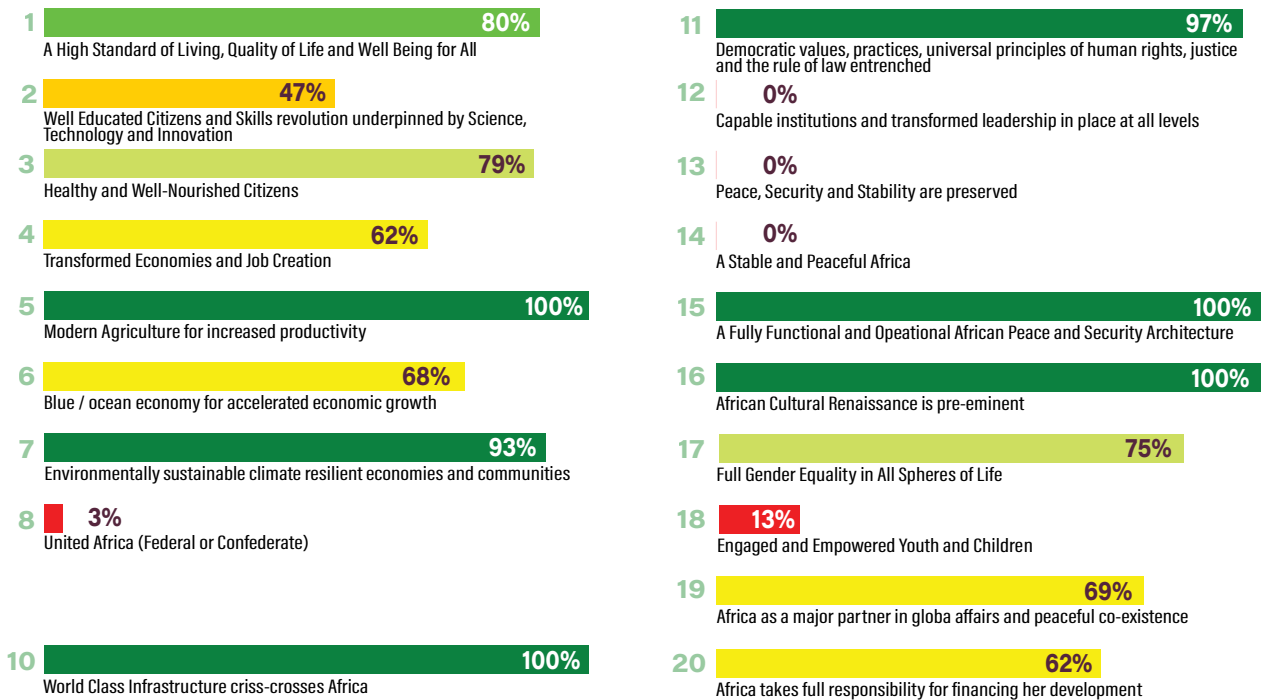
# Ethiopia on the Implementation of Agenda 2063



## By Aspiration



## Performance on Goals



### Areas where significant progress has been made

- Increased real GDP per capita and annual GDP growth rates
- Reduced percentage of population living below national poverty line
- Increased access to electricity and internet
- Reduced maternal and under five mortality rates
- Increased agricultural production and productivity
- Reduced the proportion of women and girls subjected to sexual and physical violence

### Areas where progress has been slow

- Reducing unemployment rates
- Reducing prevalence of undernourishment
- Increasing access to safe drinking water and to safely managed sanitation services
- Increasing enrolment rates in pre-primary and secondary school
- Boosting ICT's contribution to GDP
- Proportion of children whose births are registered in the first year

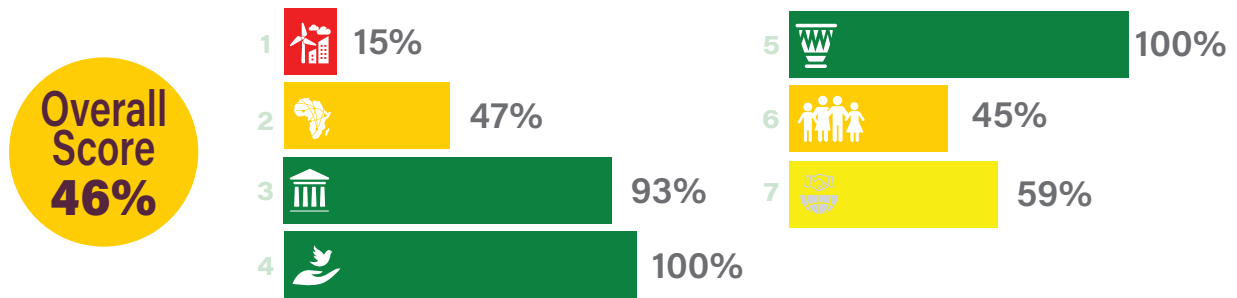
### Areas of Support to Accelerate Implementation of Agenda 2063

- Reducing unemployment
- Increasing enrolment in pre-primary and secondary school
- Increasing the proportion of children whose births are registered in the first year
- Increasing access to safe drinking water
- Increasing access to safely managed sanitation services


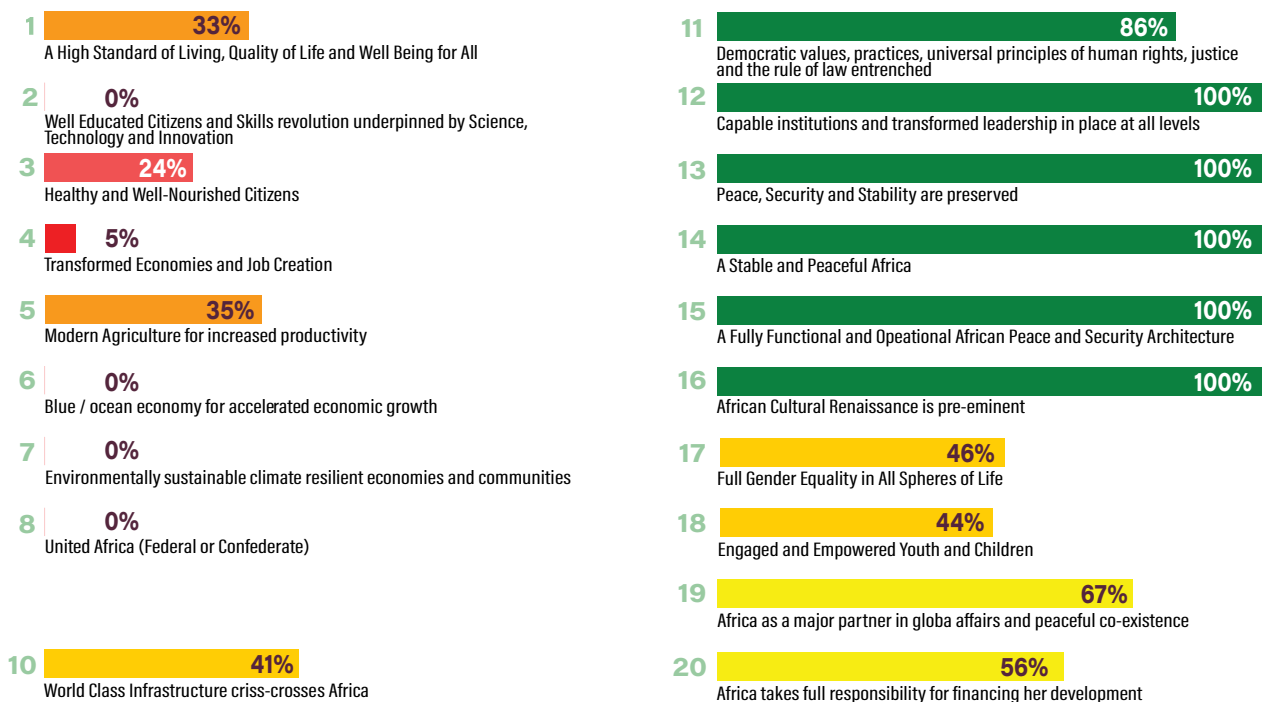
# Ghana on the Implementation of Agenda 2063



## By Aspiration



## Performance on Goals



### Areas where significant progress has been made

- Reduced unemployment rates
- Increased access to internet
- Reduced proportion of urban population living in slums
- Reduced maternal mortality rates
- Increased contribution of ICT in GDP
- Legislation and institutional arrangements for coordination of statistics in place

### Areas where progress has been slow

- Increasing real GDP and annual GDP growth rates
- Reducing inequality
- Reducing prevalence of underweight among children under five
- Increasing access to safely managed sanitation services
- Enrolment rates in pre-primary, primary and secondary school
- Increasing the share of manufacturing value-add and tourism in GDP

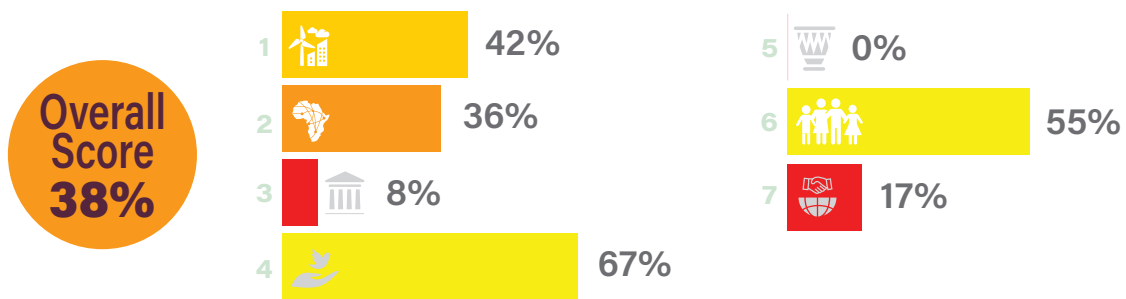
### Areas of Support to Accelerate Implementation of Agenda 2063

- Reducing prevalence of underweight among children under five
- Increasing enrolment in pre-primary and secondary school
- Increasing the share of total tax revenue in GDP
- Increasing access to safely managed sanitation services
- Boosting manufacturing and tourism

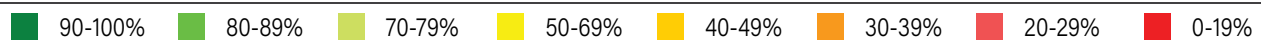
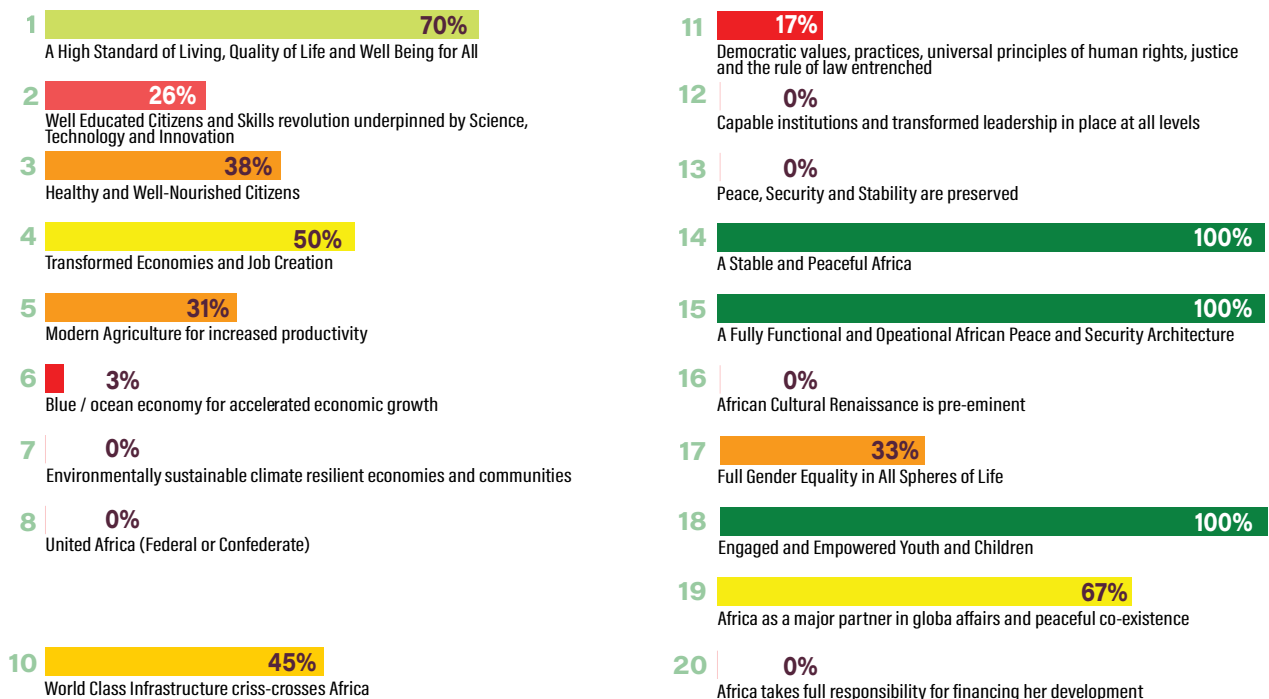
# Guinea on the Implementation of Agenda 2063



## By Aspiration



## Performance on Goals



### Areas where significant progress has been made

- Increasing real GDP and annual GDP growth rates
- Increased access to electricity and internet
- Reduced inequality and the proportion of urban population living in slums
- Reduced maternal and under five mortality rates
- Increased access to Anti-Retroviral Treatment
- Reduced percentage of children engaged in child labour and child marriage

### Areas where progress has been slow

- Reducing proportion of urban population living in slums
- Increasing access to safe drinking water and to safely managed sanitation services
- Enrolment rates in pre-primary and secondary school
- Reducing malaria incidence and prevalence of underweight among children under five
- Increasing the share of manufacturing value-add and tourism in GDP

### Areas of Support to Accelerate Implementation of Agenda 2063

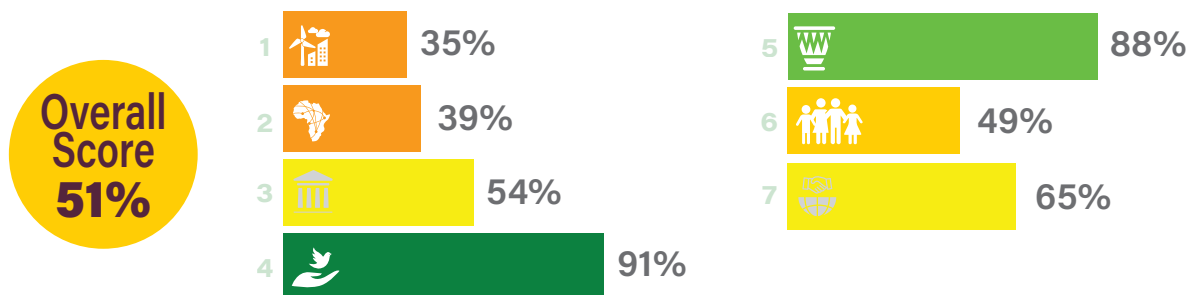
- Reducing prevalence of underweight among children under five
- Increasing enrolment in pre-primary and secondary school
- Reducing malaria incidence
- Increasing access to safe drinking water and to safely managed sanitation services
- Increasing agricultural production and productivity



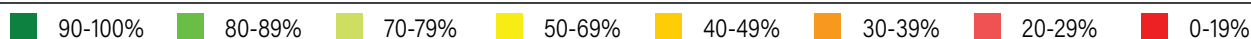
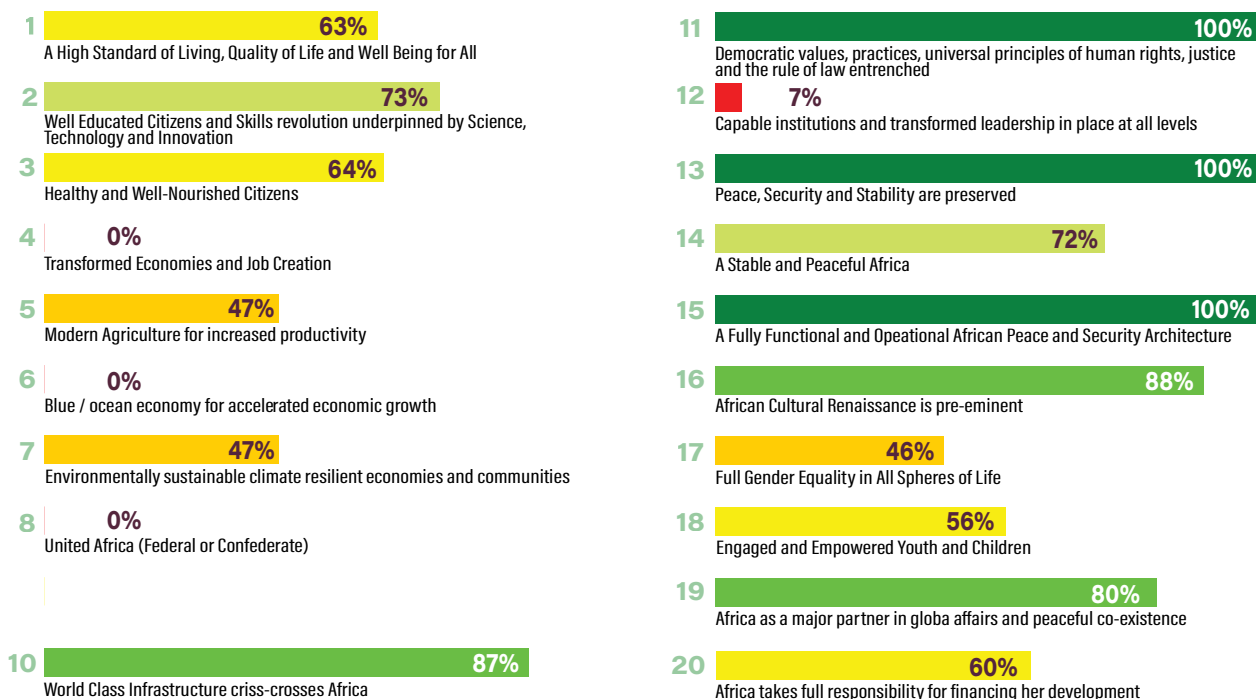
# Kenya on the Implementation of Agenda 2063



## By Aspiration



## Performance on Goals



### Areas where significant progress has been made

- Increasing real GDP and annual GDP growth rates
- Reduced unemployment rates
- Reduced the proportion of urban population living in slums
- Increased access to electricity and internet
- Reduced maternal mortality rates and TB incidence
- Reduced prevalence of underweight among children under five

### Areas where progress has been slow

- Reducing new HIV infections and increasing access to Anti-Retroviral Treatment
- Increasing the proportion of teachers qualified in STEM
- Reducing malaria incidence
- Increasing the share of fisheries, manufacturing and tourism in GDP
- Increasing the share of total tax revenue in GDP

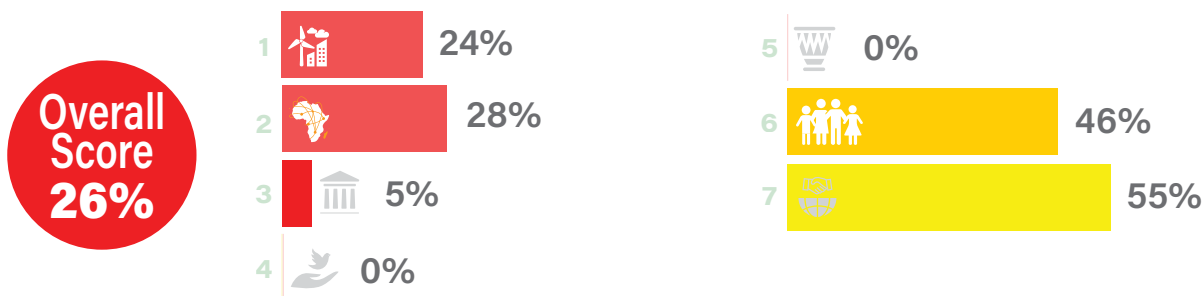
### Areas of Support to Accelerate Implementation of Agenda 2063

- Increasing the share of manufacturing in GDP
- Reducing new HIV infections
- Reducing malaria incidence
- Increasing access to Anti-Retroviral Treatment
- Increasing enrolment in secondary school
- Increasing proportion of teachers qualified in STEM

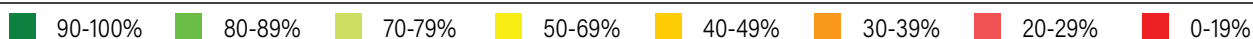
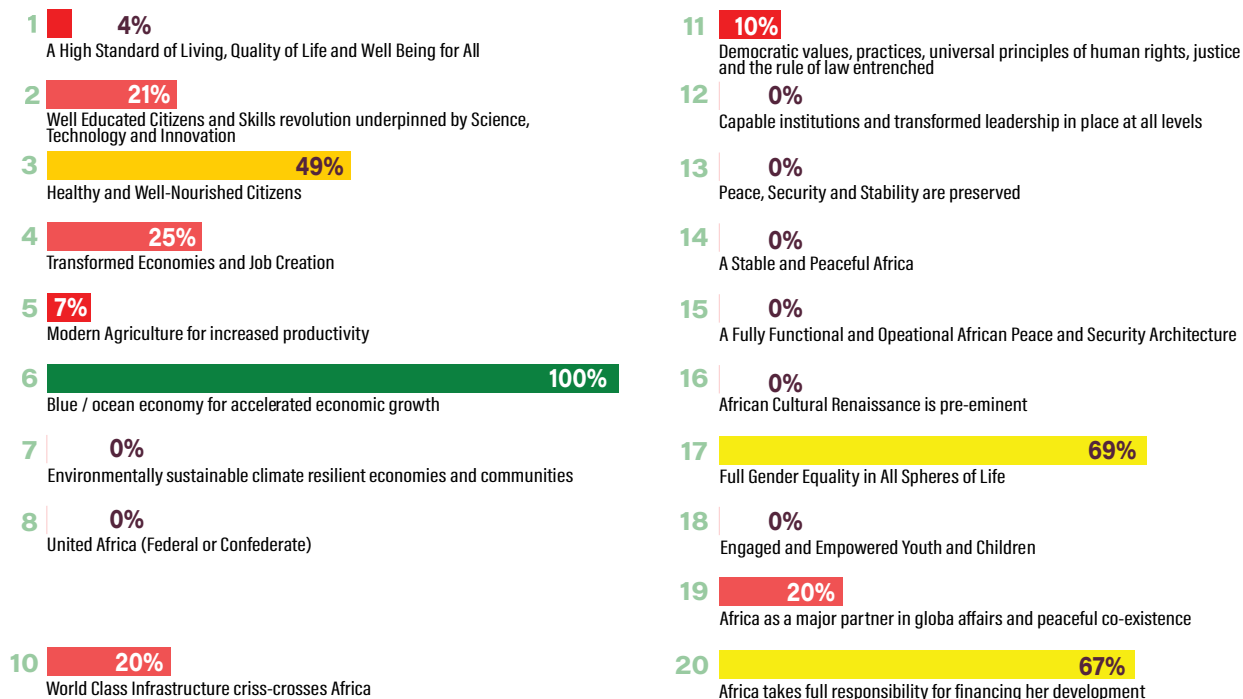
# Lesotho on the Implementation of Agenda 2063



## By Aspiration



## Performance on Goals



### Areas where significant progress has been made

- Increased proportion of population with access to electricity and internet
- Increased the proportion of women who have access to sexual and reproductive health services
- Reduced maternal mortality ratio
- Increased access to Anti-Retroviral Treatment
- Reduced the proportion of women and girls subjected to physical or sexual violence

### Areas where progress has been slow

- Increasing real GDP per capita and annual GDP growth rates
- Reducing inequality
- Reducing prevalence of undernourishment
- Reducing the proportion of urban population living in slums
- Increasing pre-primary enrolment
- Reducing neo-natal and under five mortality rates
- Increasing agricultural production and productivity

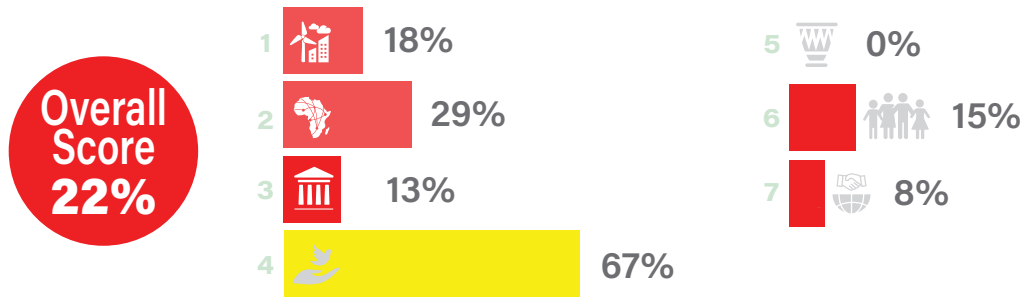
### Areas of Support to Accelerate Implementation of Agenda 2063

- Reducing prevalence of undernourishment
- Increasing agricultural production and productivity
- Reducing neo-natal and under five mortality rates
- Increasing enrolment in pre-primary school
- Increasing the share of tourism in GDP

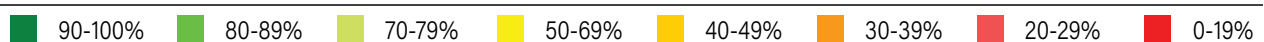
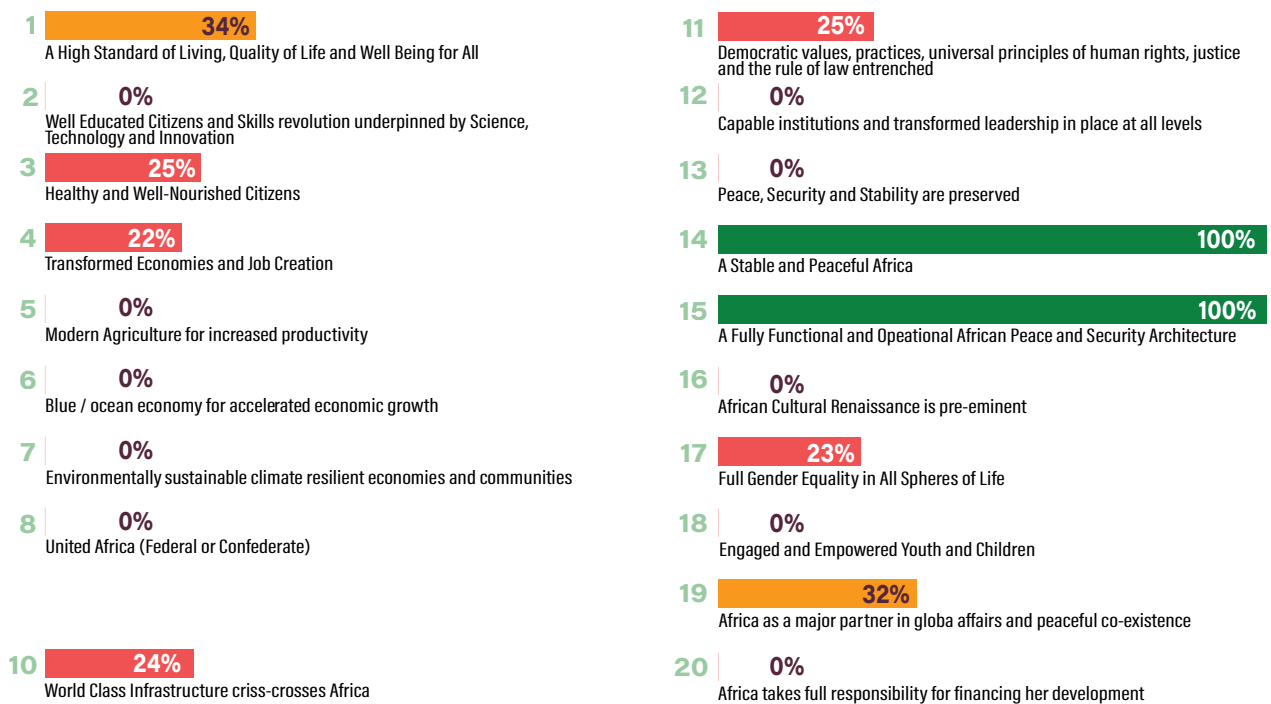
# Liberia on the Implementation of Agenda 2063



## By Aspiration



## Performance on Goals



### Areas where significant progress has been made

- Increased proportion of population with access to electricity and internet
- Reducing maternal mortality rates
- Reduced the proportion of girls and women who have undergone female genital mutilation
- Reduced prevalence of underweight among children under 5

### Areas where progress has been slow

- Increasing real GDP per capita and annual GDP growth rates
- Reducing inequality
- Reducing prevalence of undernourishment
- Reducing the proportion of urban population living in slums
- Increasing pre-primary and primary school enrolment
- Reducing neo-natal mortality rate
- Reducing malaria incidence

### Areas of Support to Accelerate Implementation of Agenda 2063

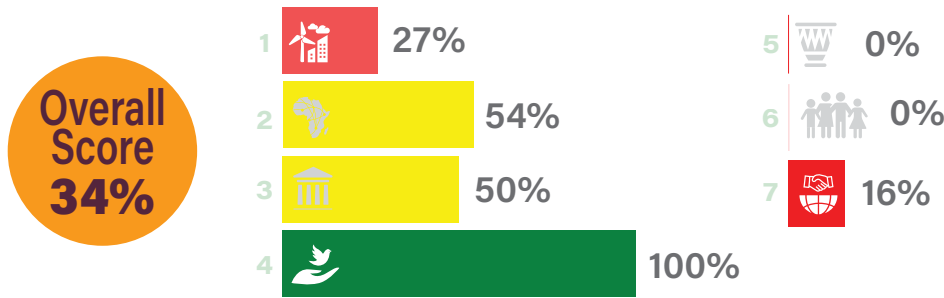
- Increasing agricultural production and productivity
- Reducing neo-natal mortality rates
- Increasing enrolment in pre-primary and primary school
- Reducing the incidence of malaria
- Reducing the prevalence of undernourishment




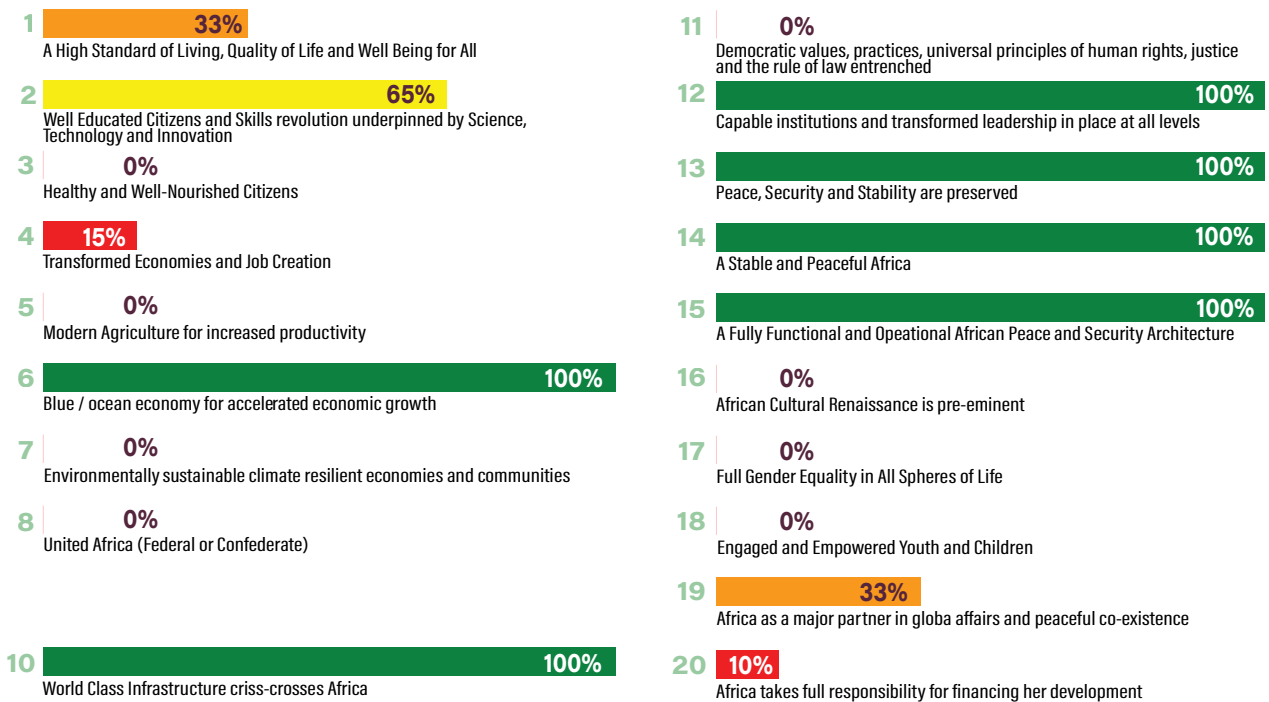
# Madagascar on the Implementation of Agenda 2063



## By Aspiration



## Performance on Goals



### Areas where significant progress has been made

- Increased proportion of population with access to electricity and internet
- Increased net enrolment in primary schools
- Increased women's access to sexual and reproductive health services
- Reducing maternal mortality rates
- Increased the share of tourism in the national GDP
- Increased the share of fisheries in GDP

### Areas where progress has been slow

- Increasing real GDP per capita and annual GDP growth rates
- Reducing inequality
- Reducing prevalence of undernourishment
- Reducing the proportion of urban population living in slums
- Reducing malaria incidence
- Proportion of women and girls subjected to sexual and physical violence

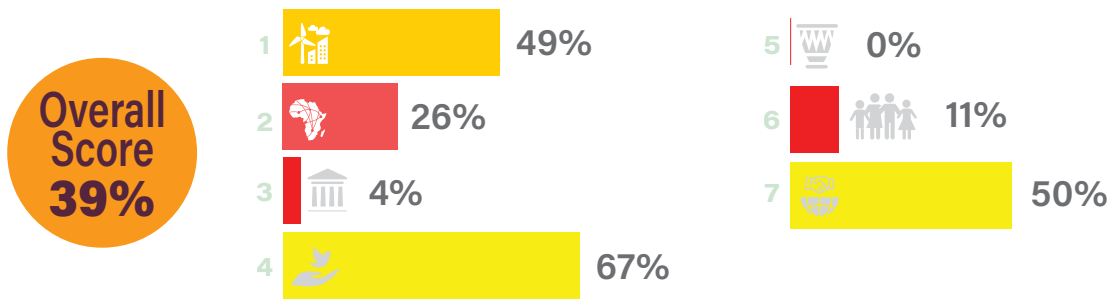
### Areas of Support to Accelerate Implementation of Agenda 2063

- Increasing the share of manufacturing and tourism in GDP
- Reducing prevalence of under-nourishment
- Reducing the incidence of malaria
- Curbing sexual and physical violence against women and girls


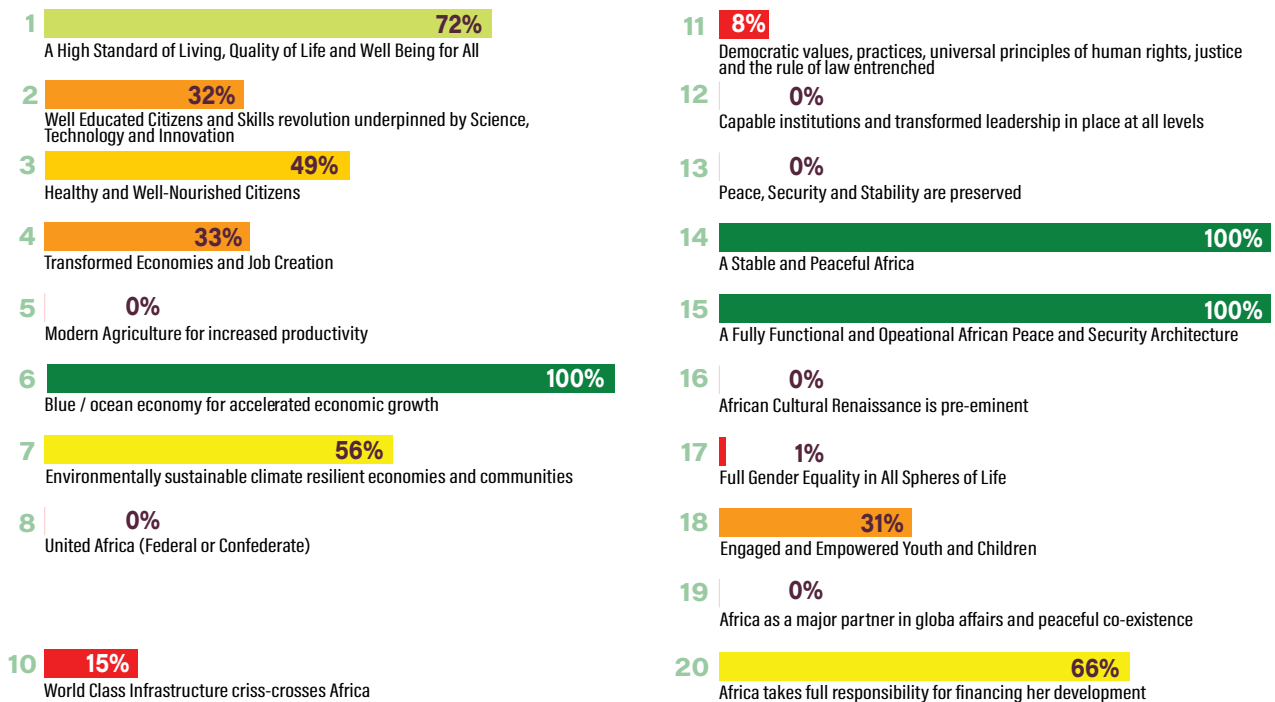
# Malawi on the Implementation of Agenda 2063



## By Aspiration



## Performance on Goals



### Areas where significant progress has been made

- Increased real GDP per capita
- Reduced inequality
- Increased access to electricity and internet
- Increased women's access to sexual and reproductive health services
- Reduced the number of new HIV infections and increased access to Anti-Retroviral Treatment
- Increased the share of fisheries in GDP

### Areas where progress has been slow

- Reducing proportion of population living below the national poverty line
- Increasing agricultural production and productivity
- Increasing the share of ICT in GDP
- Reducing proportion of children engaged in child labour and child marriage
- Reducing malaria incidence
- Increasing total tax revenue as a proportion of GDP

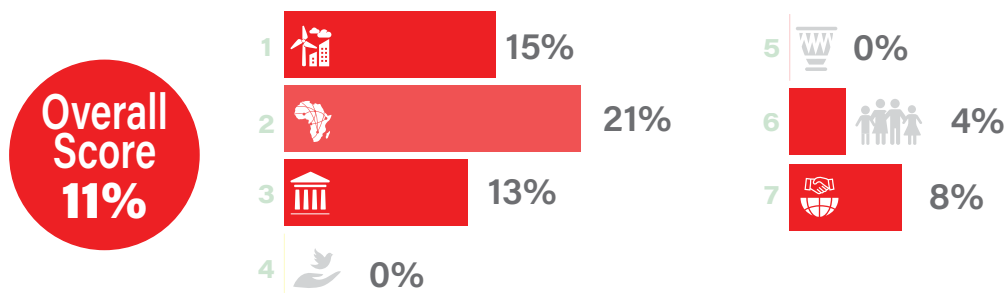
### Areas of Support to Accelerate Implementation of Agenda 2063

- Increasing agricultural production and productivity
- Reducing the incidence of malaria
- Reducing the prevalence of undernourishment
- Reducing child labour and child marriages


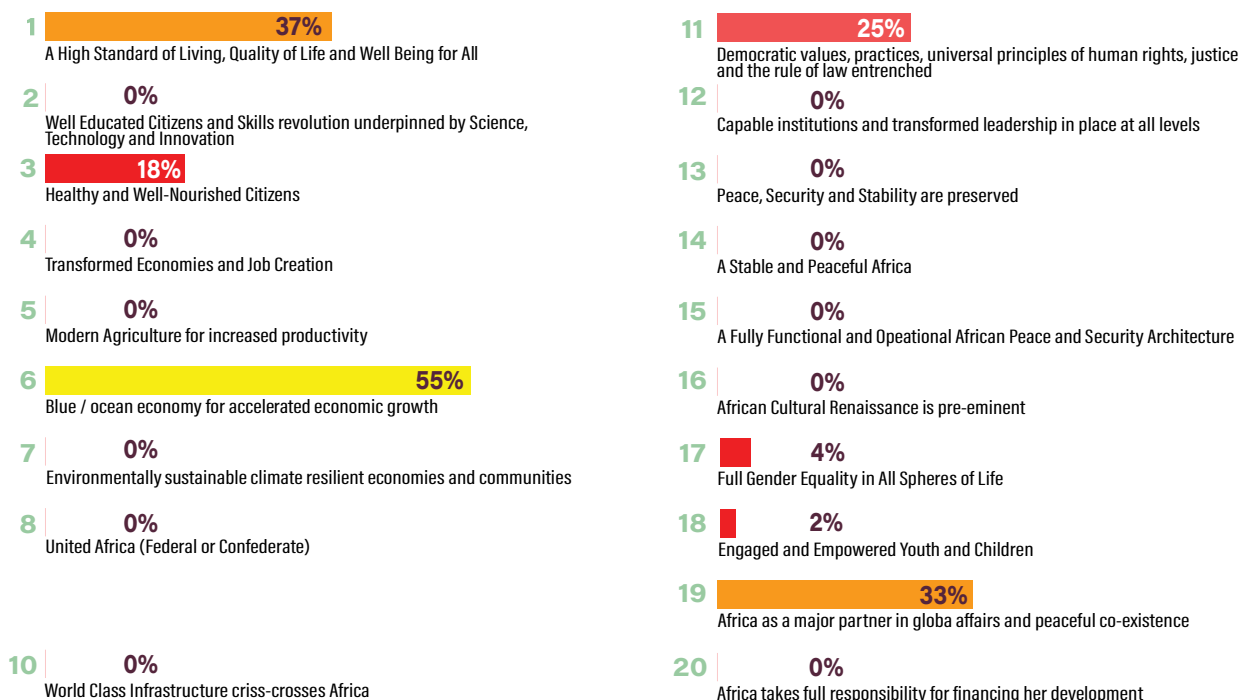
# Mauritania on the Implementation of Agenda 2063



## By Aspiration



## Performance on Goals



### Areas where significant progress has been made

- Increased proportion of population with access to electricity and internet
- Reduced the proportion of urban population living in slums
- Reduced under five mortality rates
- Reduced the percentage of children engaged in child labour

### Areas where progress has been slow

- Reduction in unemployment rates
- Reducing prevalence of undernourishment
- Increasing enrolment in primary and secondary school
- Reducing maternal and neo-natal mortality rates
- Proportion of children whose births are registered in the first year

### Areas of Support to Accelerate Implementation of Agenda 2063

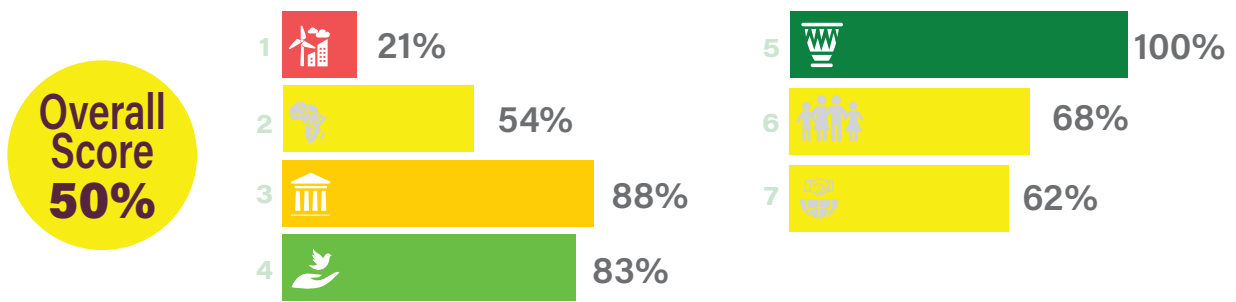
- Increasing the share of manufacturing value-add in GDP
- Reducing prevalence of undernourishment
- Reducing maternal and neo-natal mortality rates
- Increasing enrolment in primary and secondary school
- Fight against TB incidence



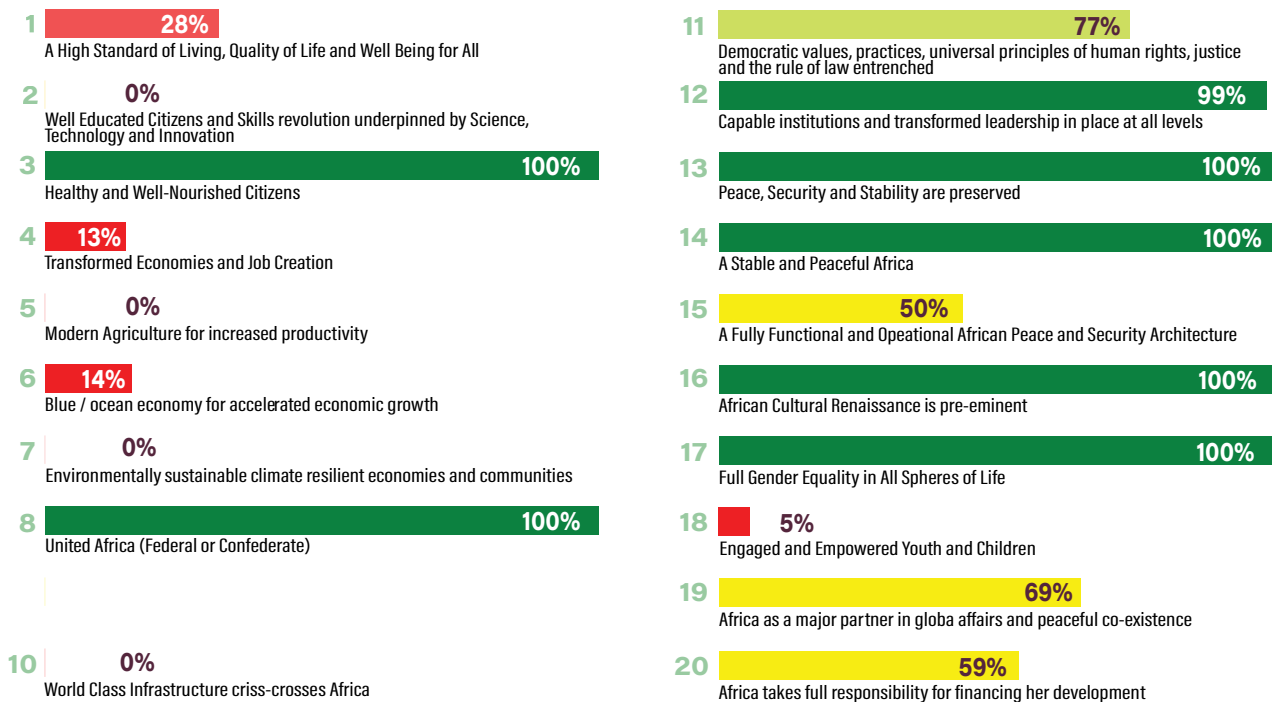
# Mauritius on the Implementation of Agenda 2063



## By Aspiration



## Performance on Goals



### Areas where significant progress has been made

- Reduced the percentage of the population living below the national poverty line
- Increased proportion of population with access to electricity and internet
- Increased the proportion of population with access to safe drinking water and to safely managed sanitation services
- Increased women's access to sexual and reproductive health services
- Reduced the percentage of children engaged in child labour
- Reduced ODA as a percentage of the national budget

### Areas where progress has been slow

- Reduction in unemployment rates
- Reducing prevalence of undernourishment
- Reducing maternal, neo-natal and under five mortality rates
- Reducing number of new HIV infections
- Increasing agricultural production and productivity
- Increasing percentage of terrestrial and inland water areas preserved

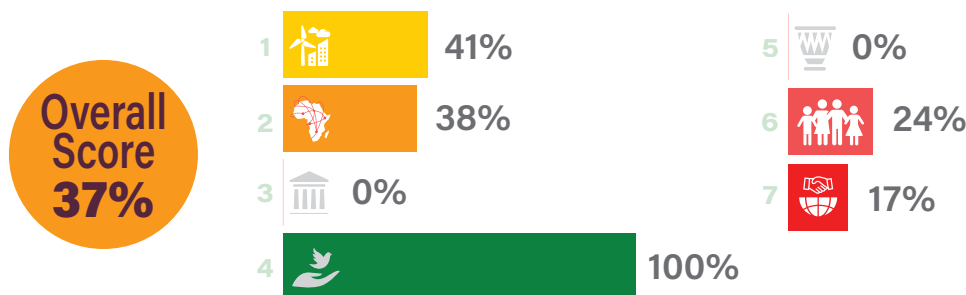
### Areas of Support to Accelerate Implementation of Agenda 2063

- Increasing the share of manufacturing and tourism in GDP
- Reducing prevalence of undernourishment
- Reducing maternal, neo-natal and under five mortality rates
- Increasing agricultural production and productivity
- Increasing percentage of terrestrial and inland water areas preserved

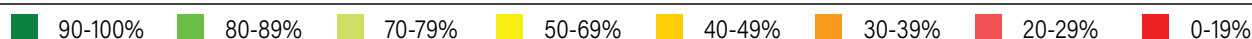
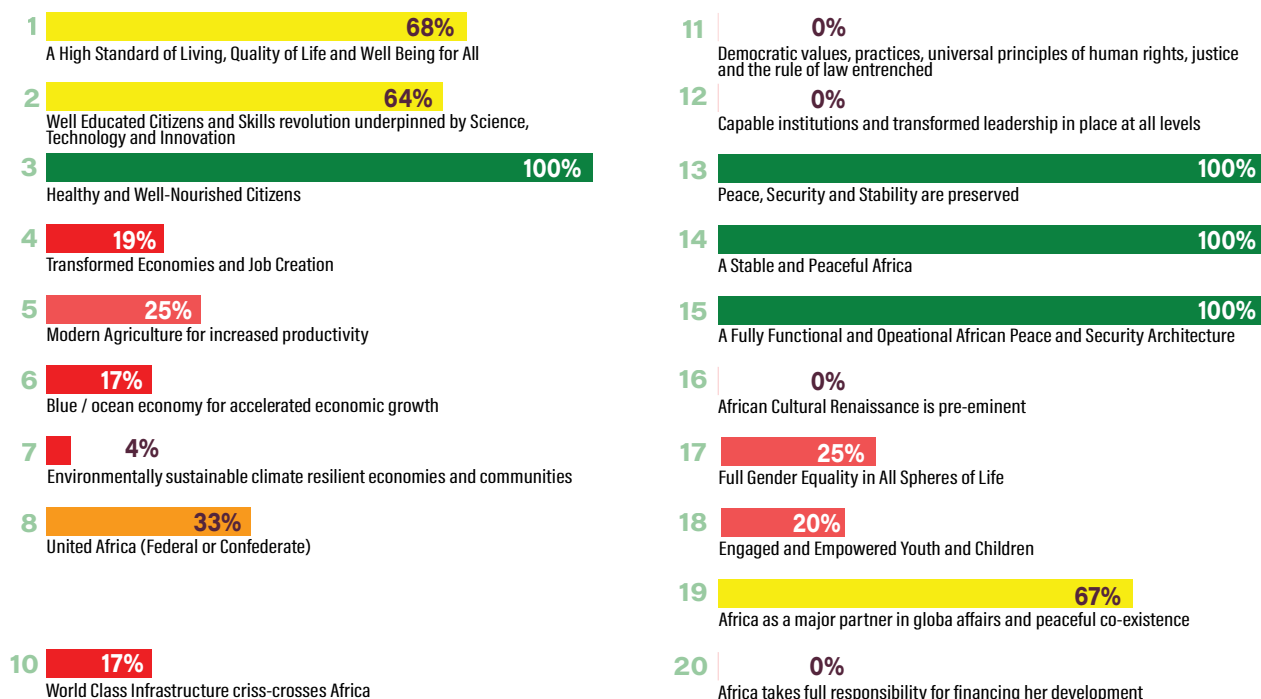
# Morocco on the Implementation of Agenda 2063



## By Aspiration



## Performance on Goals



### Areas where significant progress has been made

- Reduced the percentage of the population living below the national poverty line
- Reduced the proportion of the urban population living in slums
- Reduced prevalence of undernourishment
- Increased proportion of population with access to internet
- Increased the proportion of population with access to safe drinking water
- Increased enrolment in pre-primary and primary school
- Reduced number of new HIV infections and increased access to Anti-Retroviral Treatment

### Areas where progress has been slow

- Reduction in TB incidence
- Increasing the share of manufacturing and tourism in GDP
- Increasing agricultural production and productivity
- Increasing the share of fisheries in GDP
- Percentage of terrestrial and inland water areas preserved
- Reduction in the sexual and physical violence against women and girls

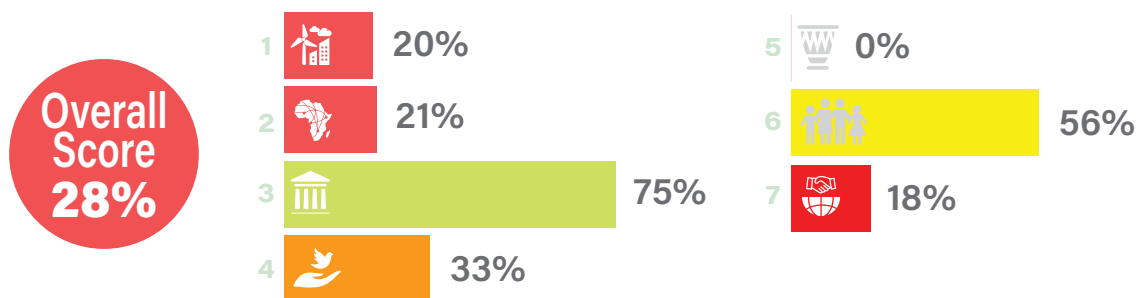
### Areas of Support to Accelerate Implementation of Agenda 2063

- Reduction in TB incidences
- Increasing the share of manufacturing and tourism in GDP
- Increasing agricultural production and productivity
- Increasing percentage of terrestrial and inland water areas preserved
- Reduction in the sexual and physical violence against women and girls

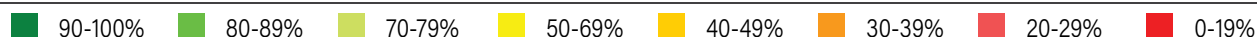
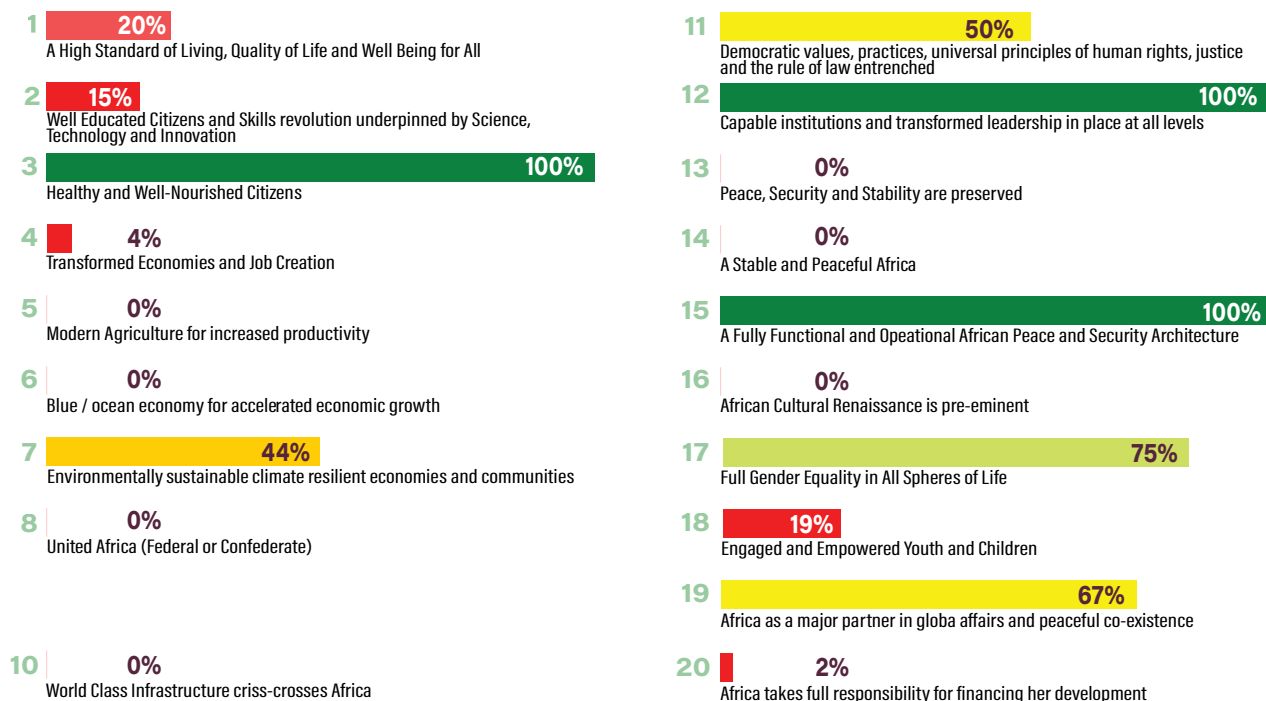
# Namibia on the Implementation of Agenda 2063



## By Aspiration



## Performance on Goals



### Areas where significant progress has been made

- Reduced prevalence of undernourishment and underweight among children under five
- Reduced maternal and under five mortality rates
- Increased proportion of population with access to internet and using IT
- Reduced number of new HIV infections
- Increased the proportion of seats in parliament occupied by women

### Areas where progress has been slow

- Increasing Real GDP and annual GDP growth rates
- Reducing the proportion of the urban population living in slums
- Increasing the proportion of population with access to safely managed sanitation services
- Increasing enrolment in pre-primary, primary and secondary school
- Reducing neo-natal mortality rates
- Increasing the share of manufacturing and tourism in GDP
- Increasing agricultural production and productivity

### Areas of Support to Accelerate Implementation of Agenda 2063

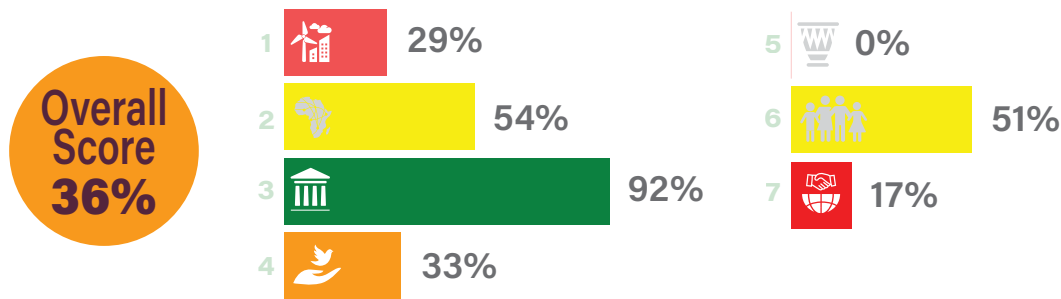
- Increasing the proportion of population with access to safely managed sanitation services
- Increasing the share of manufacturing and tourism in GDP
- Increasing agricultural production and productivity
- Reducing neo-natal mortality rates
- Increasing enrolment in pre-primary, primary and secondary school



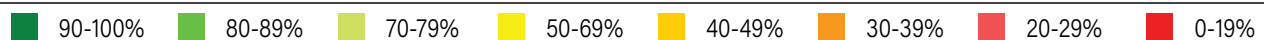
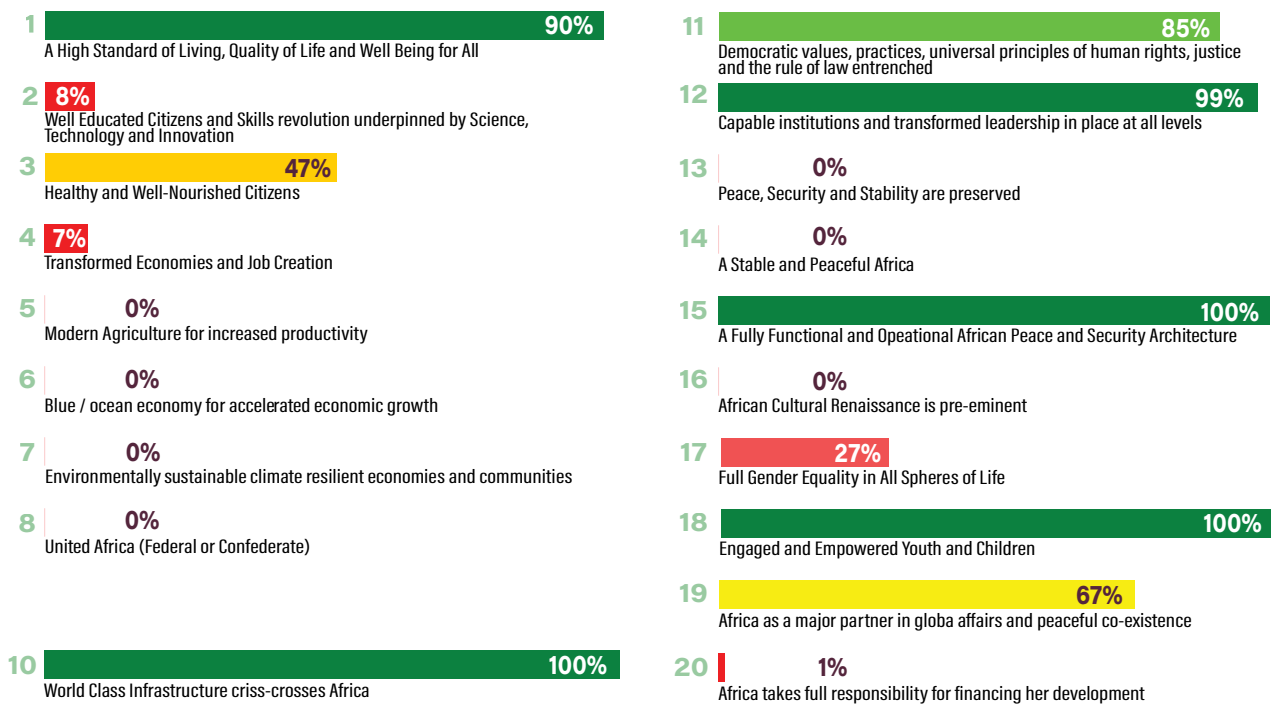
# Niger on the Implementation of Agenda 2063



## By Aspiration



## Performance on Goals



### Areas where significant progress has been made

- Reduced unemployment rates
- Reduced prevalence of undernourishment
- Increased access to internet and electricity
- Increased women's access to sexual and reproductive health services
- Reduced the proportion of women and girls subjected to physical or sexual violence

### Areas where progress has been slow

- Increasing the proportion of population with access to safe drinking water and to safely managed sanitation services
- Increasing enrolment in pre-primary, primary and secondary school
- Reducing TB and malaria incidence
- Increasing the share of manufacturing and tourism in GDP
- Increasing the proportion of seats in parliament occupied by women

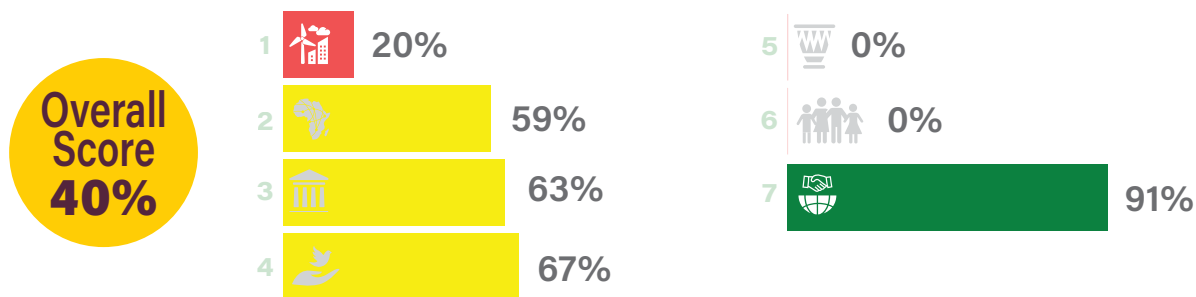
### Areas of Support to Accelerate Implementation of Agenda 2063

- Increasing the proportion of population with access to safe drinking water and to safely managed sanitation services
- Increasing the share of manufacturing and tourism in GDP
- Increasing enrolment in pre-primary, primary and secondary school
- Reducing TB and malaria incidence

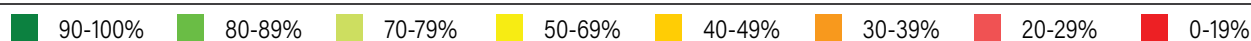
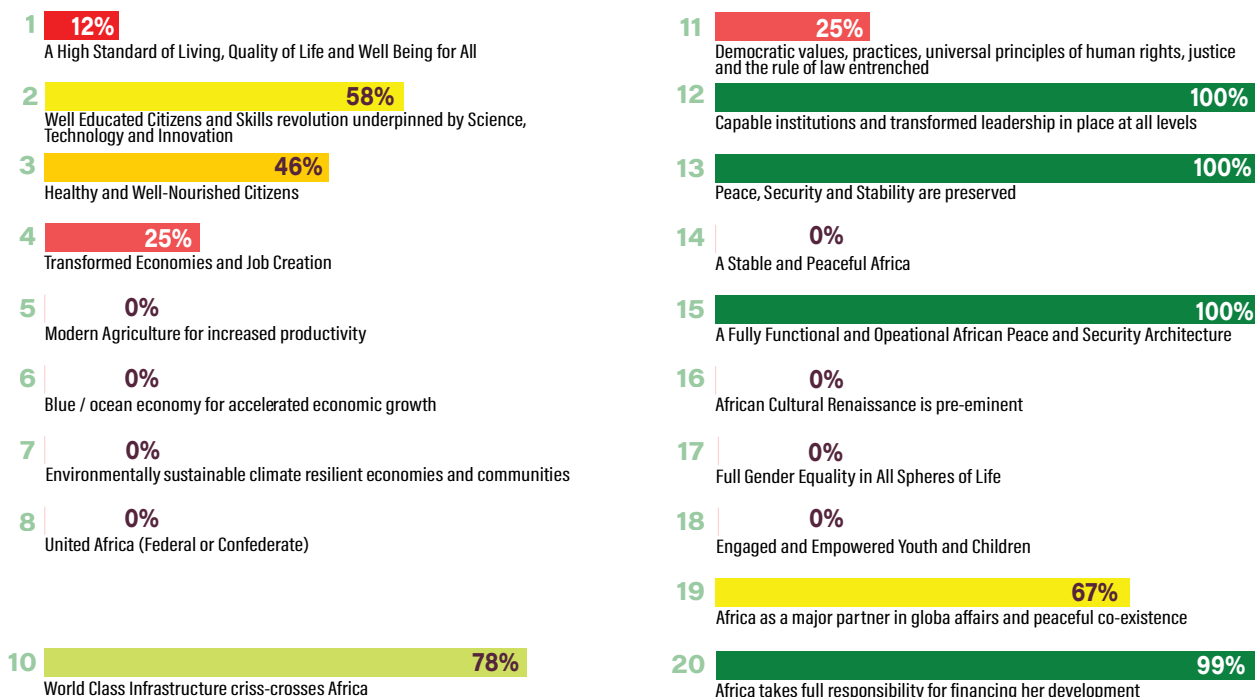
# Nigeria on the Implementation of Agenda 2063



## By Aspiration



## Performance on Goals



### Areas where significant progress has been made

- Increased access to internet and electricity
- Reduced under five mortality rates
- Increased access to Anti-Retroviral Treatment
- Increased women's access to sexual and reproductive health services
- Reduced prevalence of underweight among under five children
- Reduced the proportion of ODA in the national budget

### Areas where progress has been slow

- Increasing Real GDP per capita and annual GDP growth rates
- Reducing unemployment rates
- Increasing the proportion of population with access to safe drinking water and to safely managed sanitation services
- Increasing enrolment in pre-primary, primary and secondary school
- Reducing maternal and neo-natal mortality rates
- Reducing number of new HIV infections
- Increasing the share of manufacturing in GDP

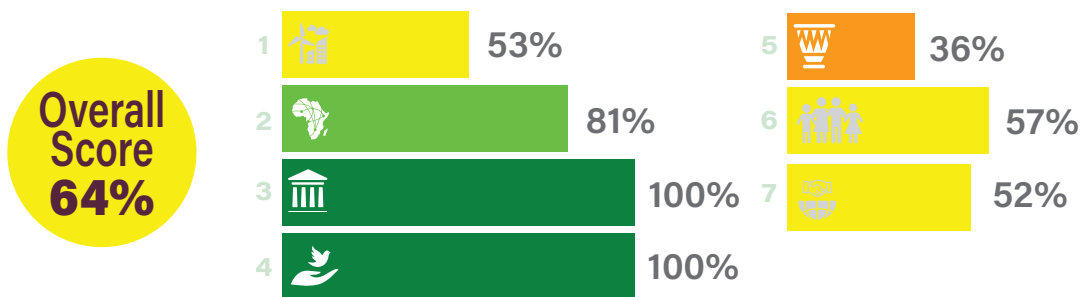
### Areas of Support to Accelerate Implementation of Agenda 2063

- Increasing the proportion of population with access to safe drinking water and to safely managed sanitation services
- Boosting manufacturing
- Increasing enrolment in pre-primary, primary and secondary school
- Reducing number of new HIV infections

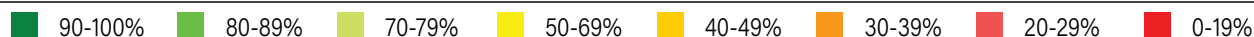
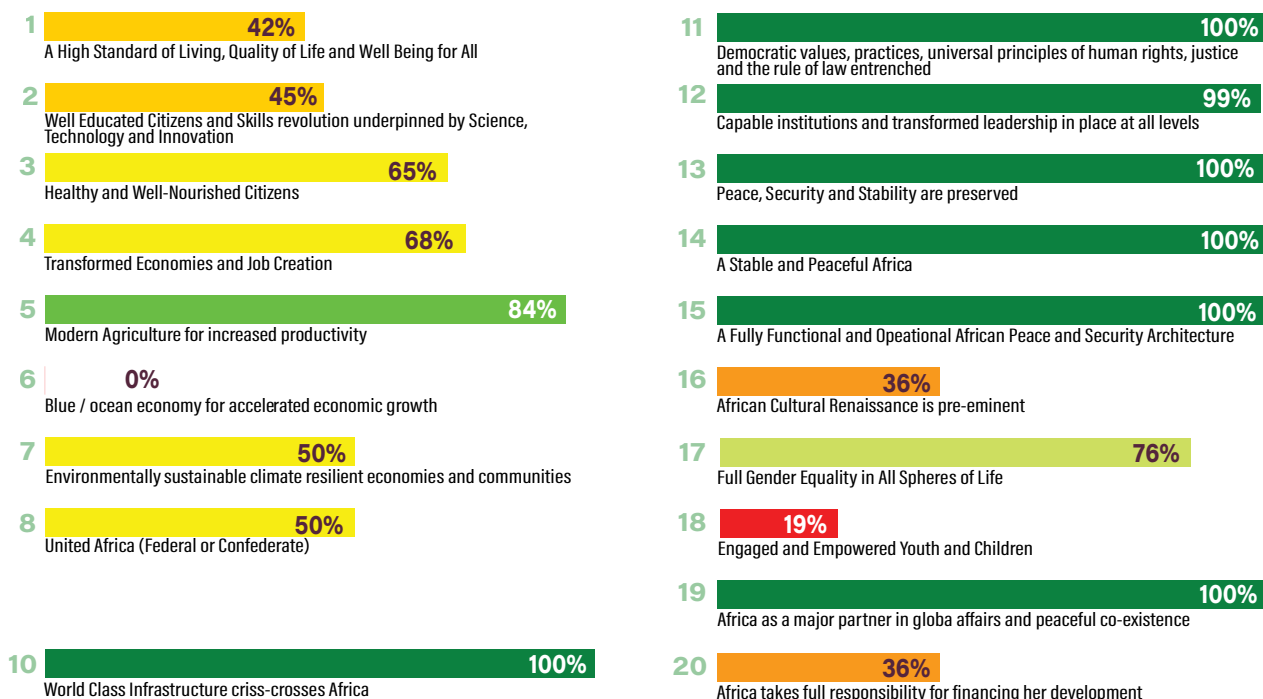
# Rwanda on the Implementation of Agenda 2063



## By Aspiration



## Performance on Goals



### Areas where significant progress has been made

- Increased access to internet and electricity
- Reduced maternal, neo-natal and under five mortality rates
- Increased access to Anti-Retroviral Treatment
- Increased women's access to sexual and reproductive health services
- Increased annual GDP growth rates
- Increased R&D expenditure as a proportion of GDP and increased the share of manufacturing in GDP
- Increased agricultural production and productivity
- Reduced the proportion of women and girls subjected to physical and sexual violence, and reduced child marriages

### Areas where progress has been slow

- Increasing Real GDP per capita
- Reducing unemployment rates
- Increasing enrolment rates in pre-primary and secondary school
- Reducing number of new HIV infections
- Reducing the share of total ODA in the national budget
- Increasing the contribution of tourism to GDP

### Areas of Support to Accelerate Implementation of Agenda 2063

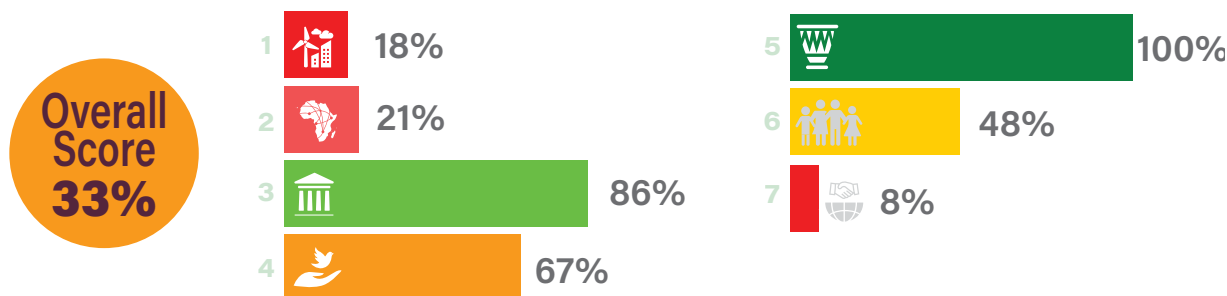
- Reducing unemployment rates esp among the youth
- Boosting tourism
- Increasing enrolment rates in pre-primary and secondary school
- Reducing number of new HIV infections



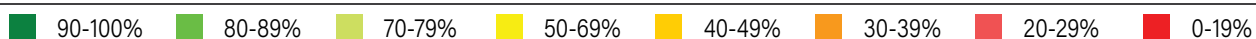
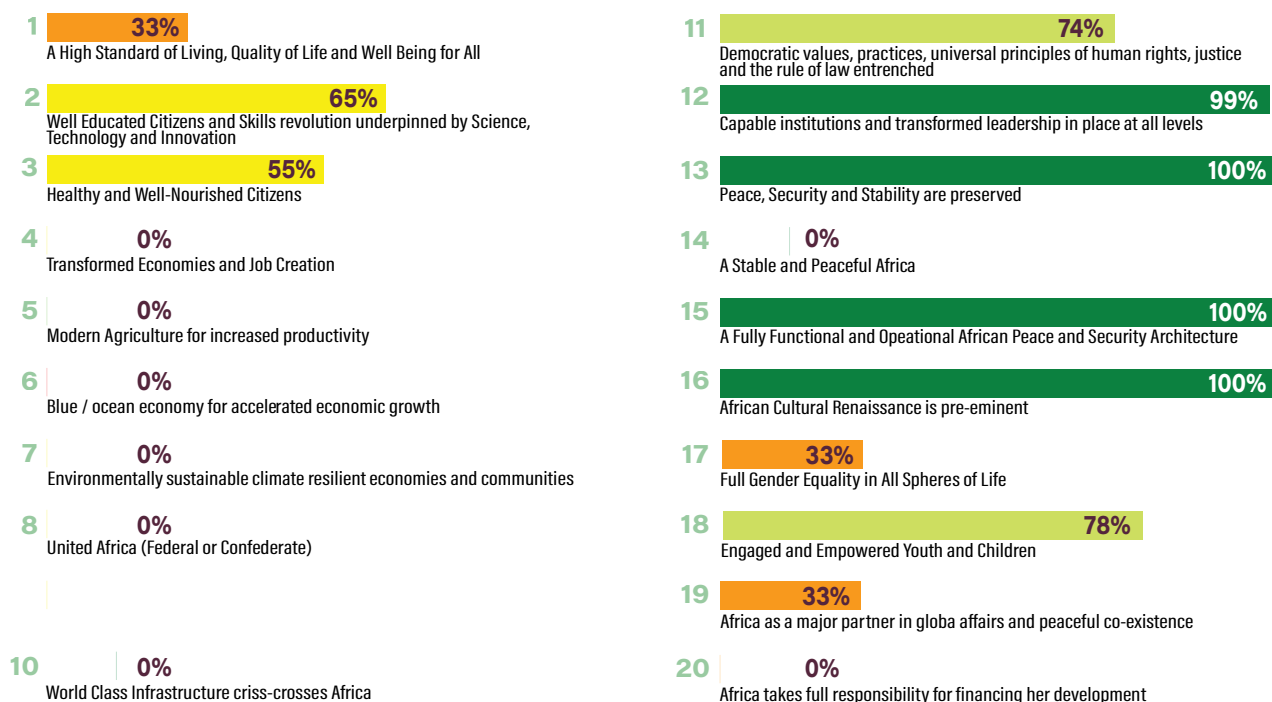
# Sahrawi Arab Democratic Republic on the Implementation of Agenda 2063



## By Aspiration



## Performance on Goals



### Areas where significant progress has been made

- Increased access to electricity and internet
- Increased access safe drinking water and safely managed sanitation services
- Increased the proportion of teachers qualified in STEM and net enrolment rates in primary school
- Increased women's access to sexual and reproductive health services
- Reduced number of new HIV infections and increased access to Anti-Retroviral Treatment
- Reduced unemployment rates among the youth
- Improved perception of freedom of speech and free and fair elections

### Areas where progress has been slow

- Increasing enrolment rates in pre-primary school
- Reducing maternal, neo-natal and under-five mortality rates
- Reducing TB incidence

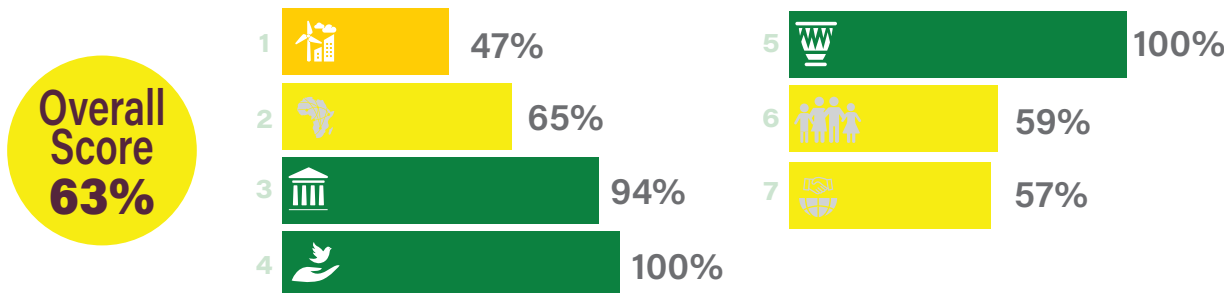
### Areas of Support to Accelerate Implementation of Agenda 2063

- Increasing enrolment rates in pre-primary school
- Reducing maternal, neo-natal and under-five mortality rates
- Reducing TB incidence


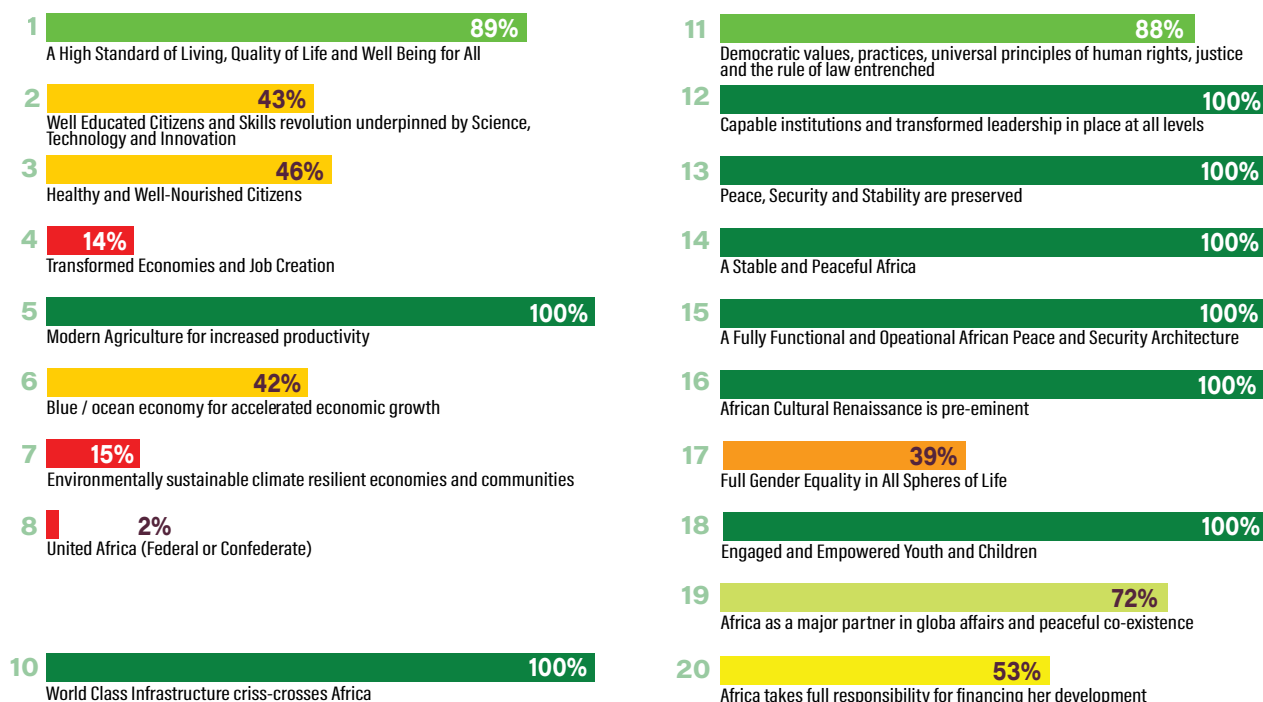
# Senegal on the Implementation of Agenda 2063



## By Aspiration



## Performance on Goals



### Areas where significant progress has been made

- Increased Real GDP per capita and reduced percentage of population living below national poverty line
- Reduced inequality and unemployment rates
- Increased access safe drinking water and safely managed sanitation services
- Increased the proportion of teachers qualified in STEM
- Reduced maternal and under five mortality rates
- Increased access to Anti-Retroviral Treatment
- Increased agricultural production and productivity

### Areas where progress has been slow

- Increasing annual GDP growth rates
- Increasing enrolment rates in pre-primary and secondary school
- Reducing TB and malaria incidence
- Reducing prevalence of underweight among under five children
- Increasing the percentage of agricultural land placed under sustainable land management practice
- Increasing total tax revenue as a percentage of GDP

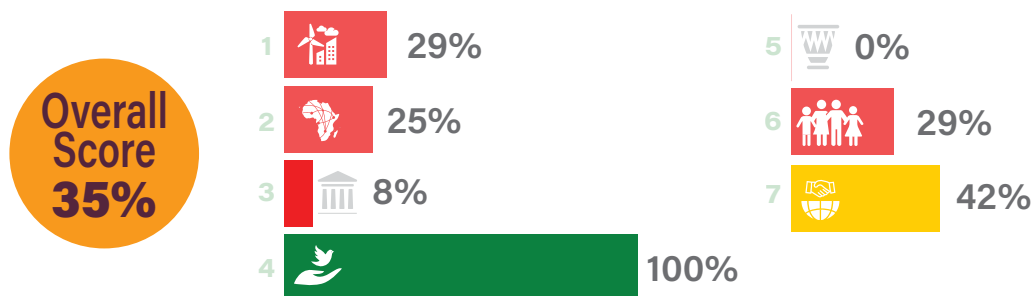
### Areas of Support to Accelerate Implementation of Agenda 2063

- Reducing TB and malaria incidence
- Reducing prevalence of underweight among under five children
- Increasing enrolment rates in pre-primary and secondary school
- Increasing the percentage of agricultural land placed under sustainable land management practice

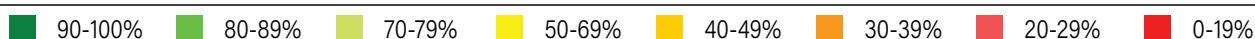
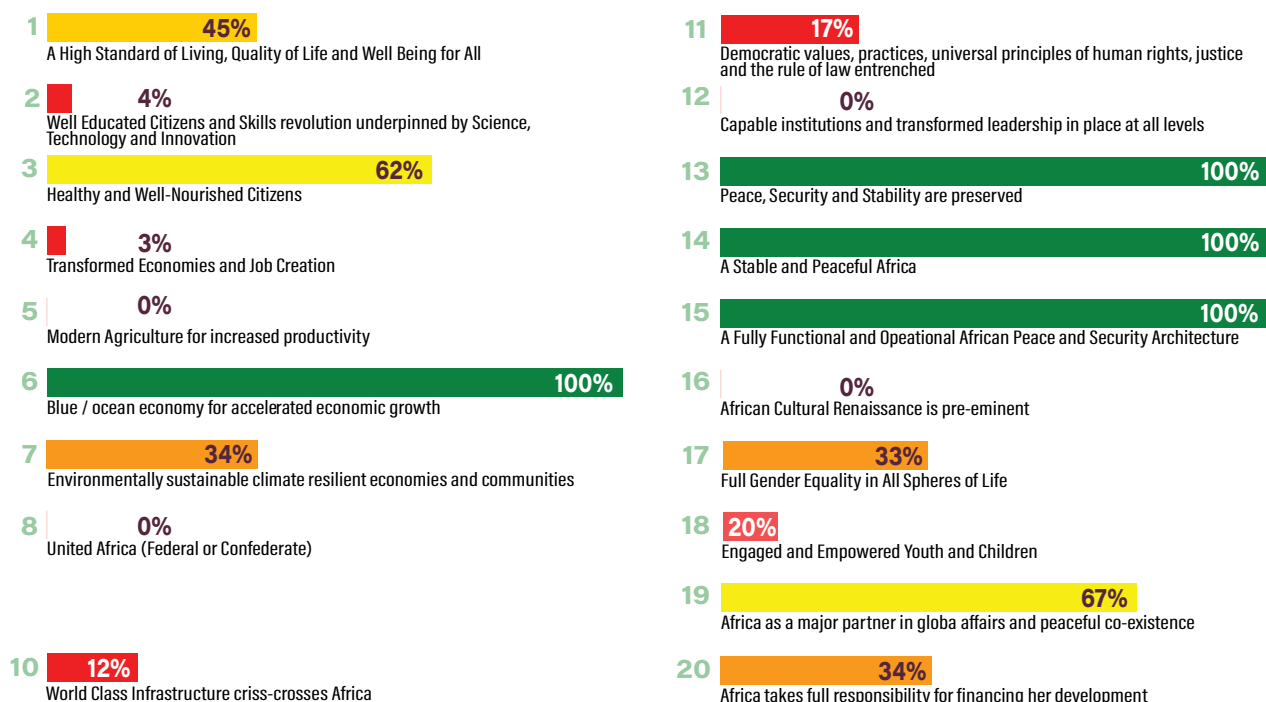
# Seychelles on the Implementation of Agenda 2063



## By Aspiration



## Performance on Goals



### Areas where significant progress has been made

- Reduced inequality
- Reduced the proportion of population living below the national poverty line
- Increased access to internet
- Increased access safely managed sanitation services
- Reduced incidence of TB
- Reduced the number of new HIV infections and increased access to Anti-Retroviral Treatment
- Increased the % of ICT's contribution to GDP

### Areas where progress has been slow

- Increasing annual GDP growth rates
- Reducing unemployment rates
- Reducing maternal mortality rates
- Increasing the contribution of manufacturing and tourism in GDP
- Increasing total tax revenue as a % of GDP

### Areas of Support to Accelerate Implementation of Agenda 2063

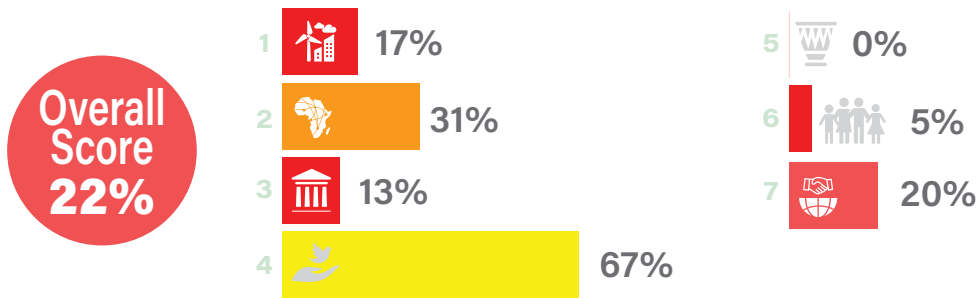
- Reducing unemployment rates esp among the youth
- Reducing maternal mortality rates
- Boosting manufacturing
- Boosting tourism



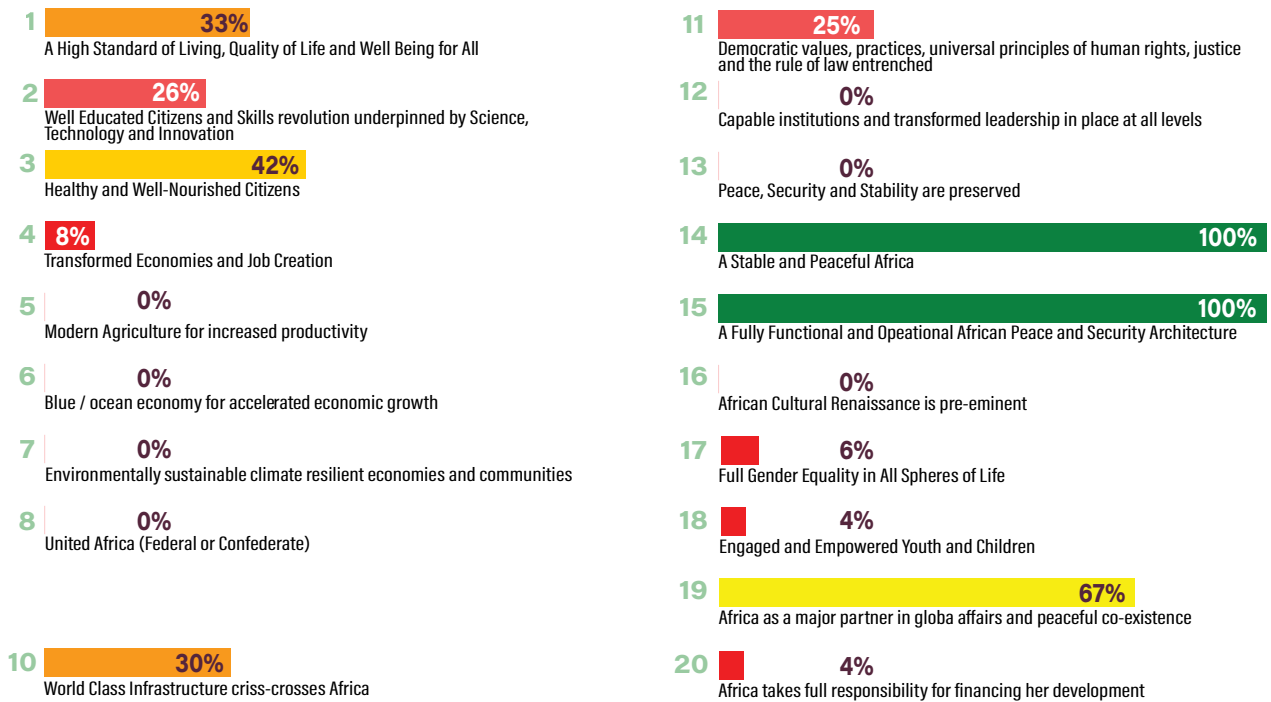
# Sierra Leone on the Implementation of Agenda 2063




## By Aspiration



## Performance on Goals



124



### Areas where significant progress has been made

- Increased access to electricity and internet
- Increased access safe drinking water
- Reduced maternal, neo-natal and under five mortality rates
- Has a legislation on statistics that complies with fundamental principles of official statistics

### Areas where progress has been slow

- Increasing real GDP per capita and increasing annual GDP growth rates
- Reducing unemployment and inequality
- Reducing the proportion of population living below the national poverty line
- Increasing access to safely managed sanitation services
- Reducing malaria incidence
- Reducing the proportion of girls and women subjected to sexual and physical violence

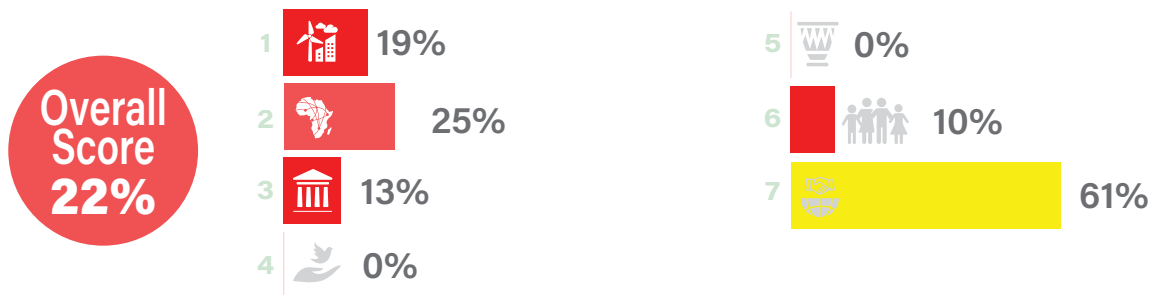
### Areas of Support to Accelerate Implementation of Agenda 2063

- Reducing unemployment rates esp among the youth
- Reducing malaria incidence
- Increasing access to safely managed sanitation services
- Reducing the proportion of girls and women subjected to sexual and physical violence


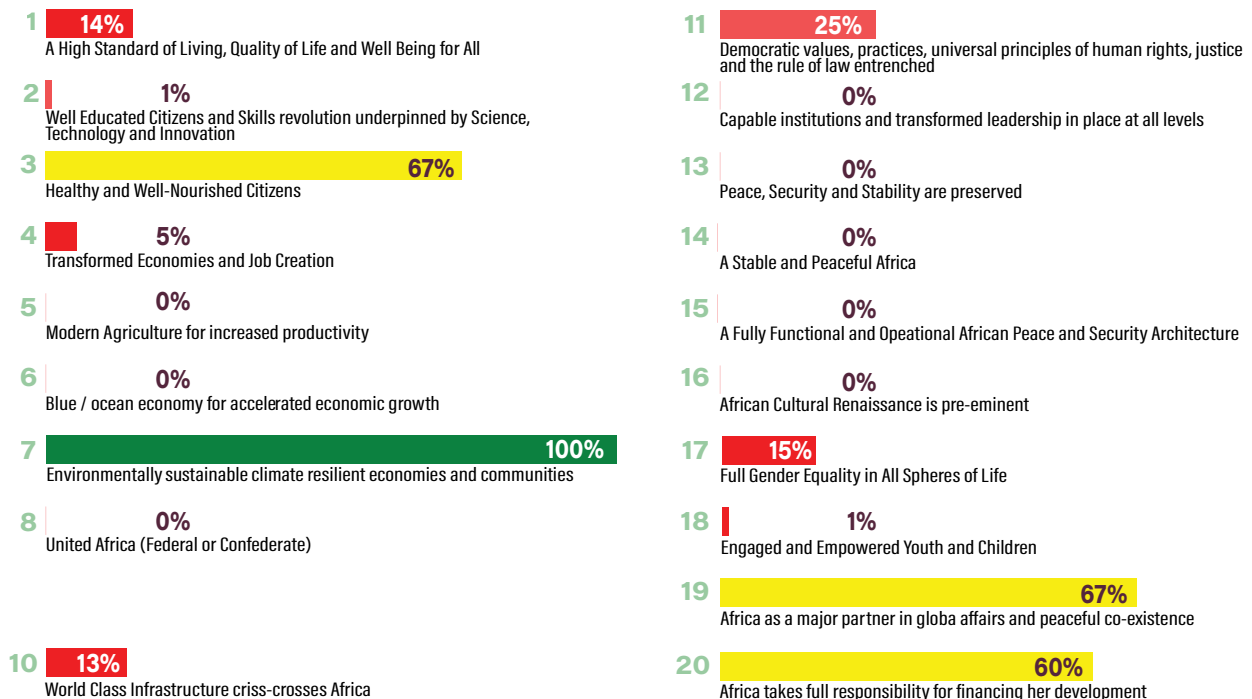
# South Africa on the Implementation of Agenda 2063



## By Aspiration



## Performance on Goals



### Areas where significant progress has been made

- Increased access to internet
- Reduced proportion of urban population living in slums
- Increased % of women with access to sexual and reproductive health services
- Increased access to Anti-Retroviral Treatment
- Increased % of terrestrial and inland water areas preserved

### Areas where progress has been slow

- Increasing real GDP per capita and increasing annual GDP growth rates
- Reducing unemployment and inequality
- Reducing prevalence of undernourishment, and of underweight among under five children
- Reducing neo-natal and under five mortality rates
- Increasing the contribution of manufacturing and tourism in GDP
- Increasing total tax revenue as a % of GDP

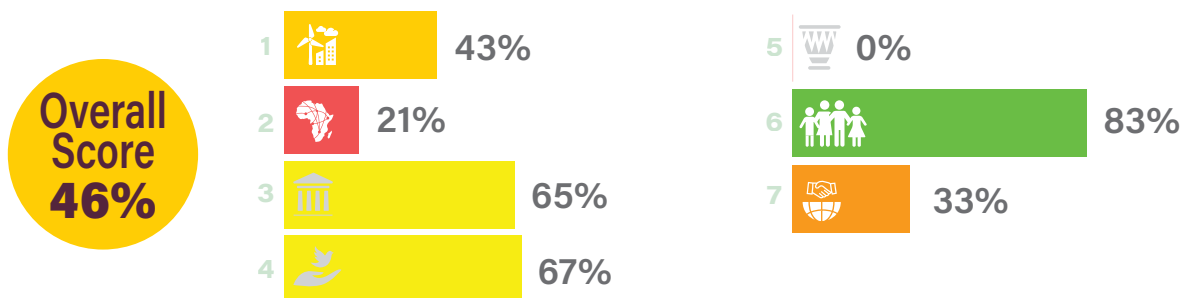
### Areas of Support to Accelerate Implementation of Agenda 2063

- Reducing unemployment rates esp among the youth
- Reducing prevalence of undernourishment, and of underweight among under five children
- Reducing neo-natal and under five mortality rates
- Boosting manufacturing
- Boosting tourism


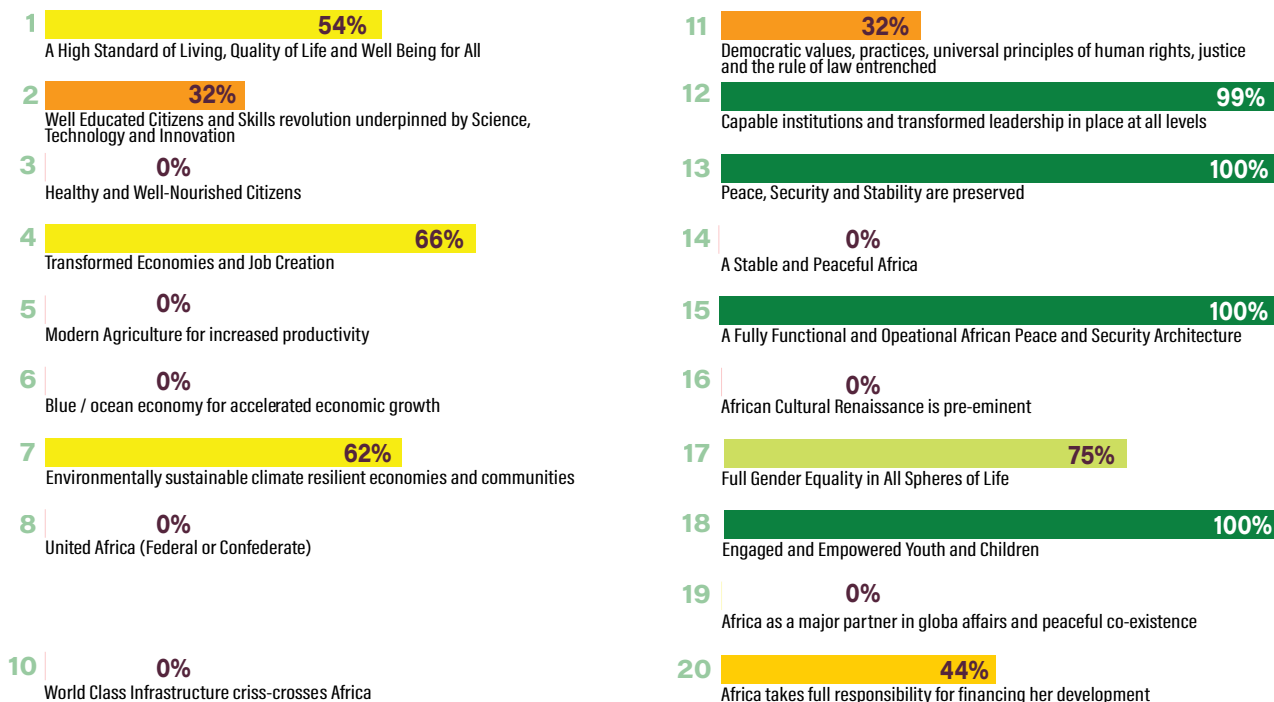
# South Sudan on the Implementation of Agenda 2063



## By Aspiration



## Performance on Goals



### Areas where significant progress has been made

- Increased access to internet
- Increased access to safe drinking water
- Increased the proportion of women in total agricultural population with ownership or secure rights over agricultural land

### Areas where progress has been slow

- Increasing real GDP per capita and increasing annual GDP growth rates
- Reducing unemployment and inequality
- Increasing access to electricity
- Reducing maternal, neo-natal and under five mortality rates
- Reducing TB and malaria incidence
- Increasing the % of eligible population with HIV having access to Anti-Retroviral Treatment

### Areas of Support to Accelerate Implementation of Agenda 2063

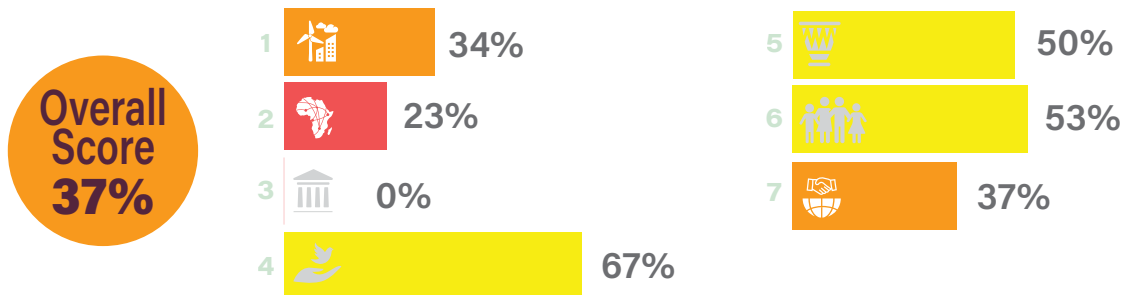
- Reducing unemployment rates
- Increasing access to electricity
- Reducing maternal, neo-natal and under five mortality rates
- Reducing TB and malaria incidence
- Increasing the % of eligible population with HIV having access to Anti-Retroviral Treatment
- Improving capacities in data management




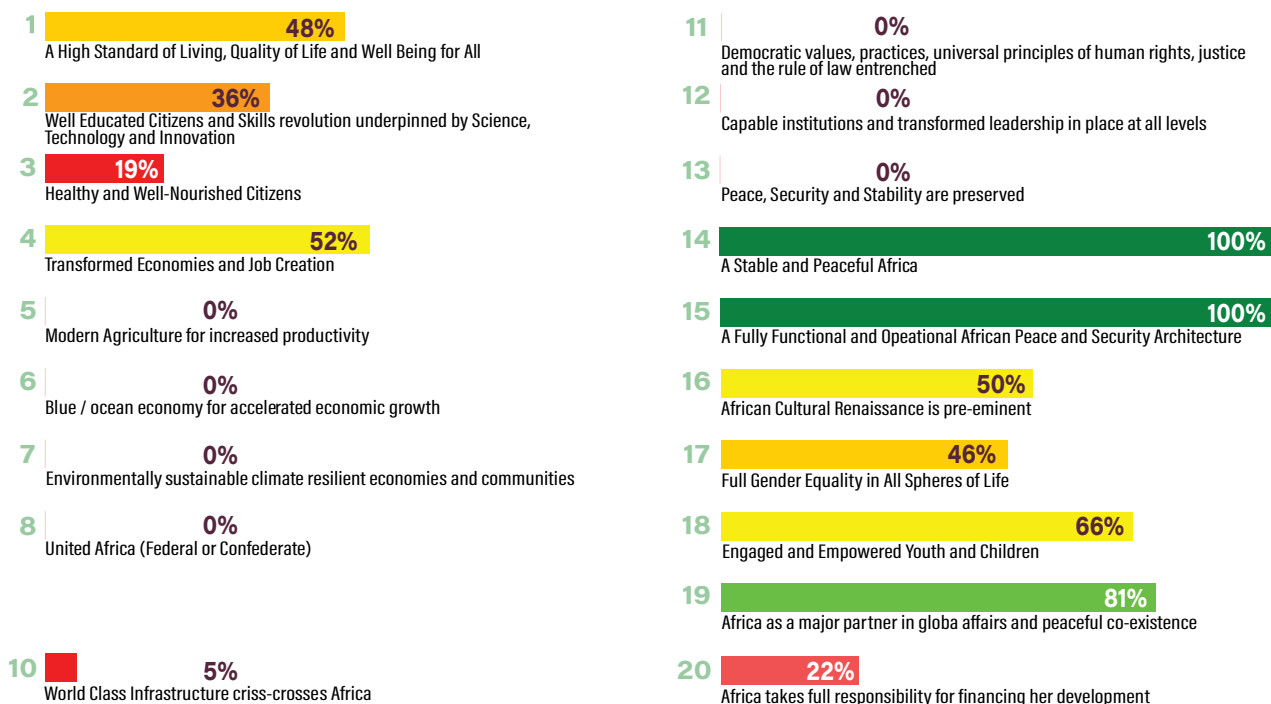
# Tanzania on the Implementation of Agenda 2063



## By Aspiration



## Performance on Goals



### Areas where significant progress has been made

- Increased access to electricity and internet
- Reduced the proportion of urban population living in slums
- Increased enrolment rates in pre-primary and primary school
- Reduced maternal and under five mortality rates
- Increased access to Anti-Retroviral Treatment
- Reduced the proportion of ODA in the national budget
- Increased the share of manufacturing in GDP

### Areas where progress has been slow

- Increasing annual GDP growth rates
- Reducing inequality
- Increasing the proportion of population with access to safely managed sanitation services
- Increasing enrolment rates in secondary school and increasing the proportion of teachers qualified in STEM
- Reducing malaria incidence
- Reducing prevalence of undernourishment and underweight among the under five children
- Increasing agricultural production and productivity

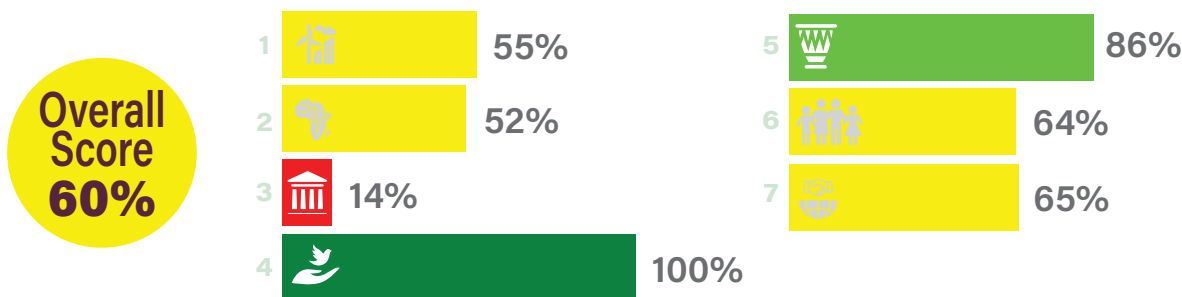
### Areas of Support to Accelerate Implementation of Agenda 2063

- Increasing the proportion of population with access to safely managed sanitation services
- Increasing enrolment rates in secondary school
- Increasing the proportion of teachers qualified in STEM
- Reducing prevalence of undernourishment
- Reducing underweight among the under five children
- Reducing malaria incidence
- Increasing agricultural production and productivity

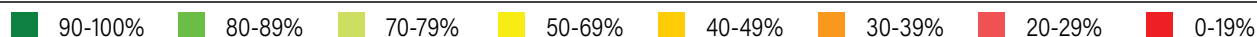
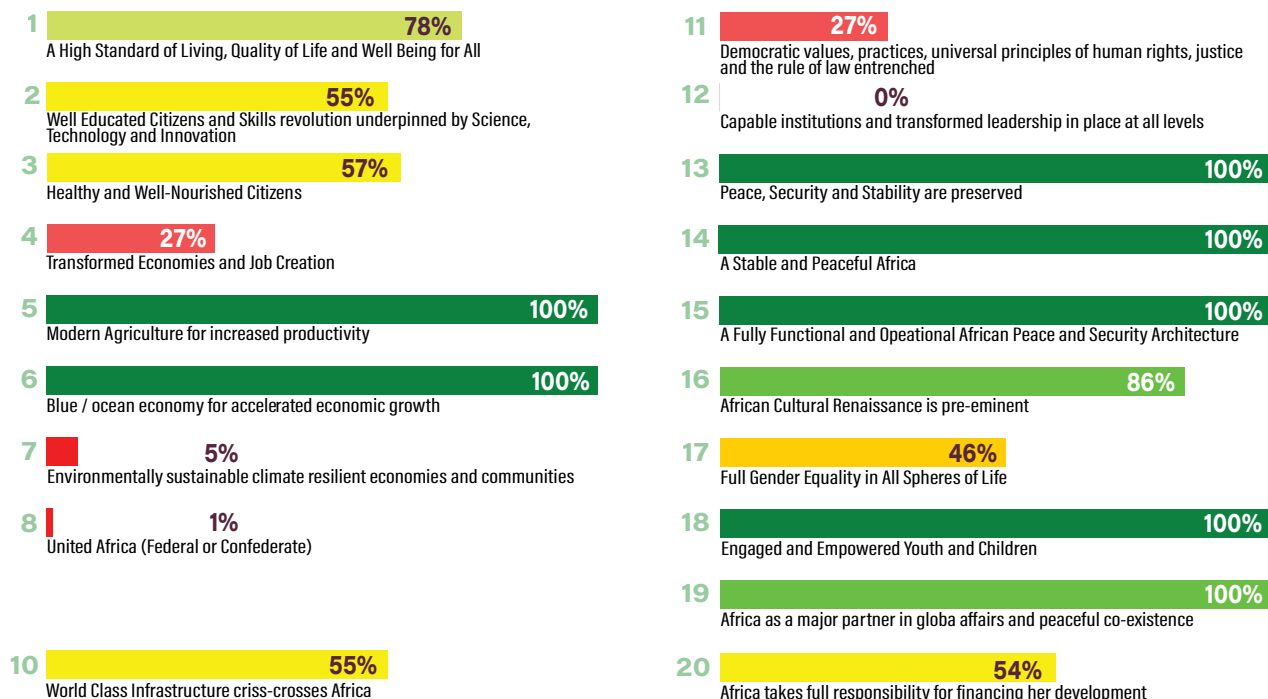
# Togo on the Implementation of Agenda 2063



## By Aspiration



## Performance on Goals



### Areas where significant progress has been made

- Increased Real GDP Per Capita
- Reduced unemployment rates
- Reduced the proportion of the population living below the national poverty line
- Increased access to electricity and internet
- Increased women's access to sexual and reproductive health services
- Reduced TB incidence and increased access to Anti-Retroviral Treatment
- Increased agricultural production and productivity
- Reduced the proportion of total ODA in national budget

### Areas where progress has been slow

- Reducing inequality
- Reducing prevalence of undernourishment and underweight among the under five children
- Increasing the proportion of population with access to safely managed sanitation services
- Reducing maternal and neo-natal mortality rates
- Increasing the contribution of manufacturing in GDP
- Increasing total tax revenue as a percentage of GDP

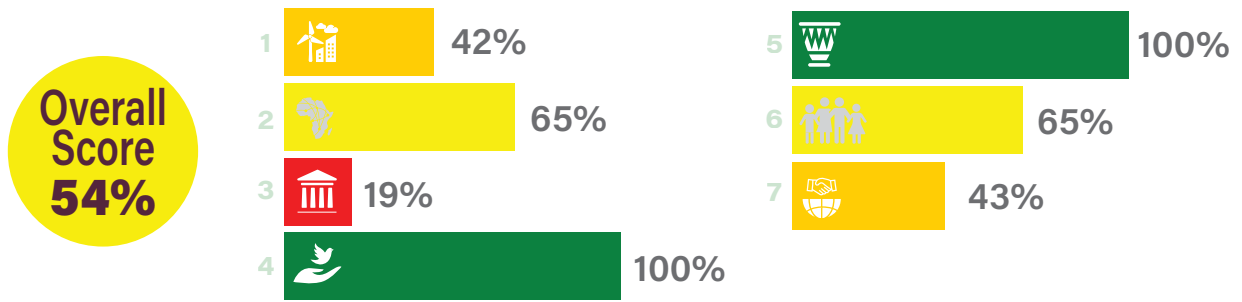
### Areas of Support to Accelerate Implementation of Agenda 2063

- Reducing prevalence of undernourishment and underweight among the under five children
- Increasing the proportion of population with access to safely managed sanitation services
- Reducing maternal and neo-natal mortality rates
- Increasing the contribution of manufacturing in GDP


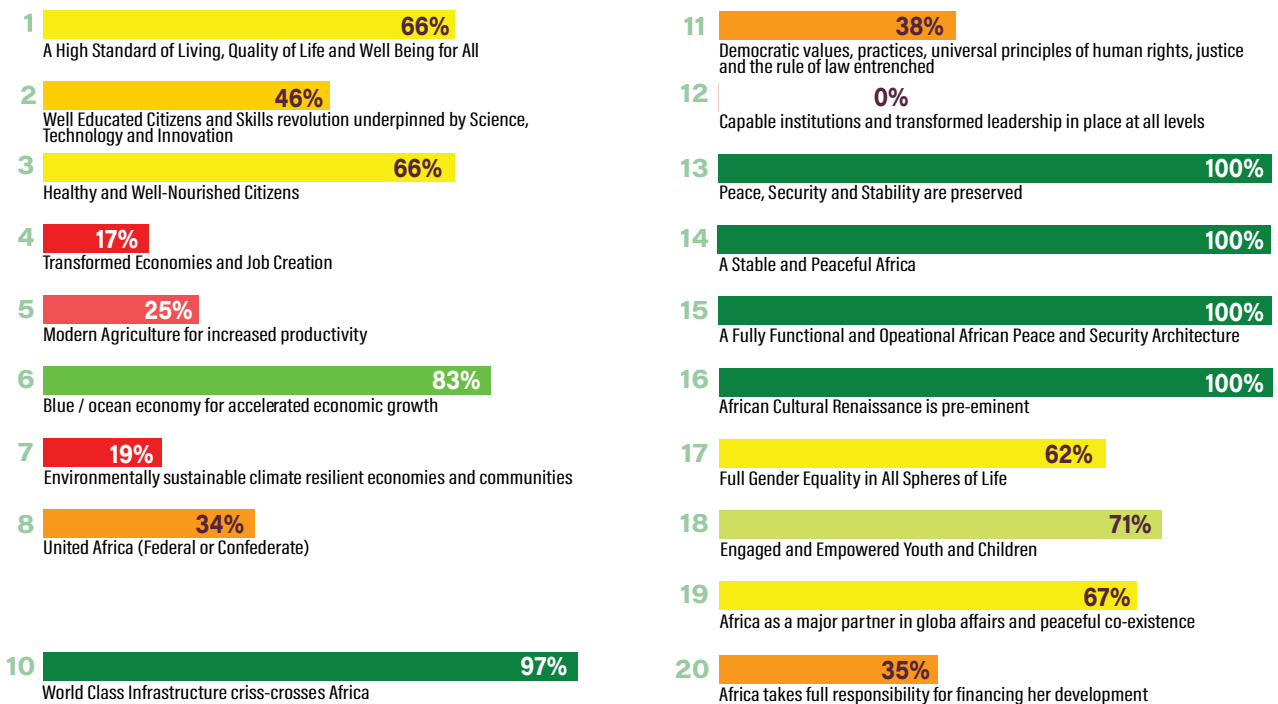
# Tunisia on the Implementation of Agenda 2063



## By Aspiration



## Performance on Goals



### Areas where significant progress has been made

- Increased Real GDP Per Capita
- Reduced proportion of population living below the national poverty line
- Increased access to internet
- Increased proportion of teachers qualified in STEM
- Reduced number of HIV infections and increased access to Anti-Retroviral Treatment
- Reduced the proportion of women and girls subjected to sexual and physical violence, and those that have undergone female genital mutilation
- Increased the contribution of fisheries sector in GDP

### Areas where progress has been slow

- Increasing annual GDP growth rates
- Reducing unemployment
- Increasing the contribution of manufacturing in GDP
- Reducing under five mortality rates
- Increasing agricultural production and productivity
- Increasing total tax revenue as a % of GDP

### Areas of Support to Accelerate Implementation of Agenda 2063

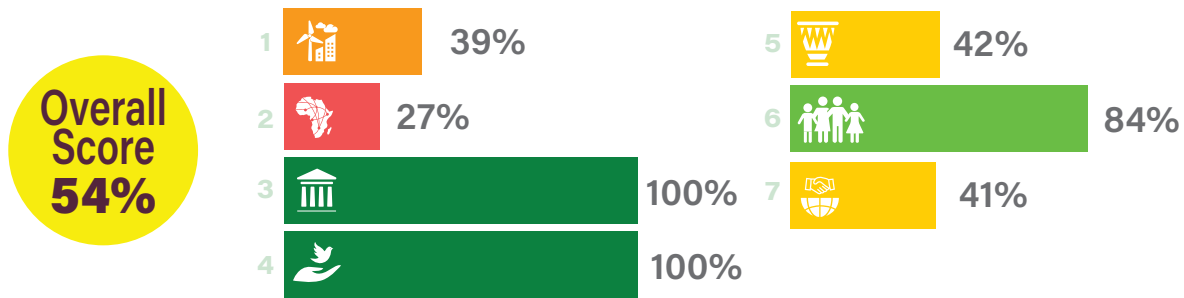
- Increasing the contribution of manufacturing in GDP
- Reducing under five mortality rates
- Increasing agricultural production and productivity
- Increasing total tax revenue as a % of GDP



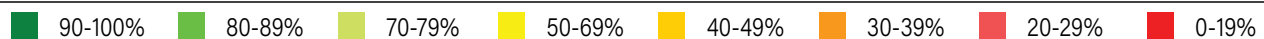
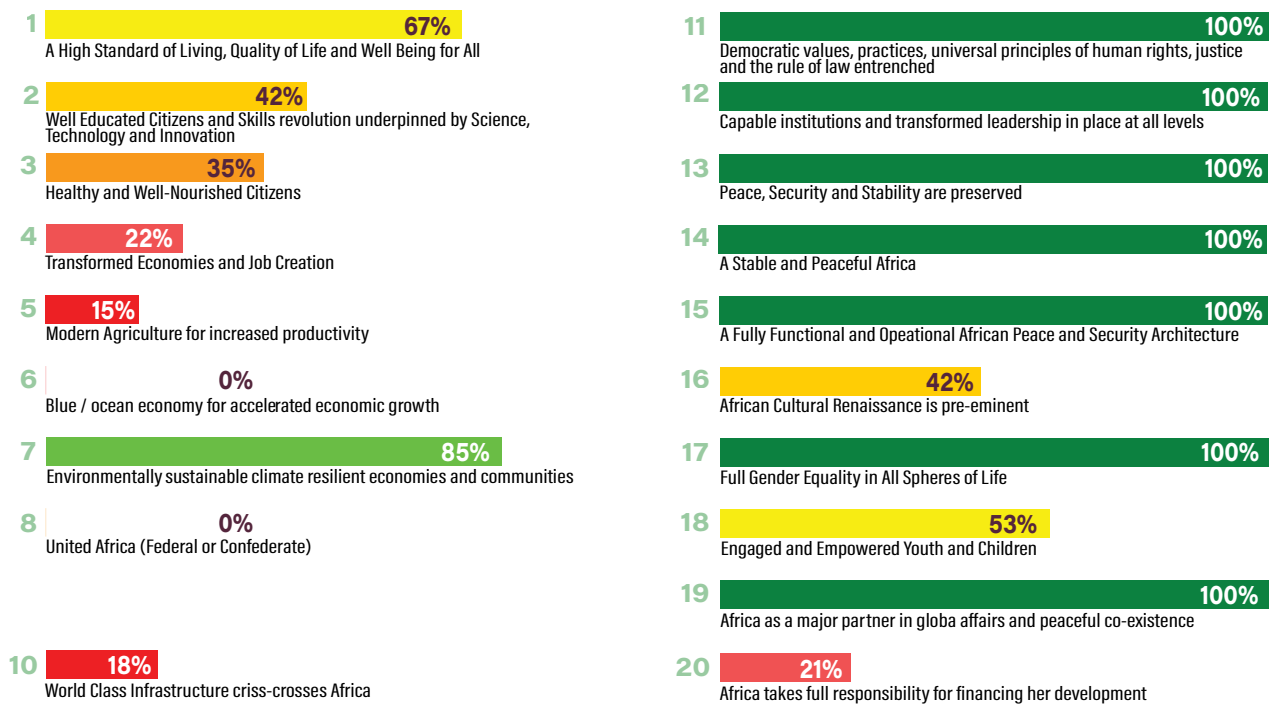
# Uganda on the Implementation of Agenda 2063



## By Aspiration



## Performance on Goals



### Areas where significant progress has been made

- Reduced unemployment rates
- Increased access to electricity and internet
- Increased proportion of population with access to safe drinking water
- Reduced number of HIV infections
- Reduced the proportion of women and girls subjected to sexual and physical violence, and those that have undergone female genital mutilation
- Reduced the proportion of total ODA in national budget

### Areas where progress has been slow

- Increasing Real GDP Per Capita and annual GDP growth rates
- Reducing inequality
- Reducing proportion of urban population living in slums
- Increasing the proportion of population with access to safely managed sanitation services
- Reducing neo-natal mortality rate
- Increasing agricultural production and productivity

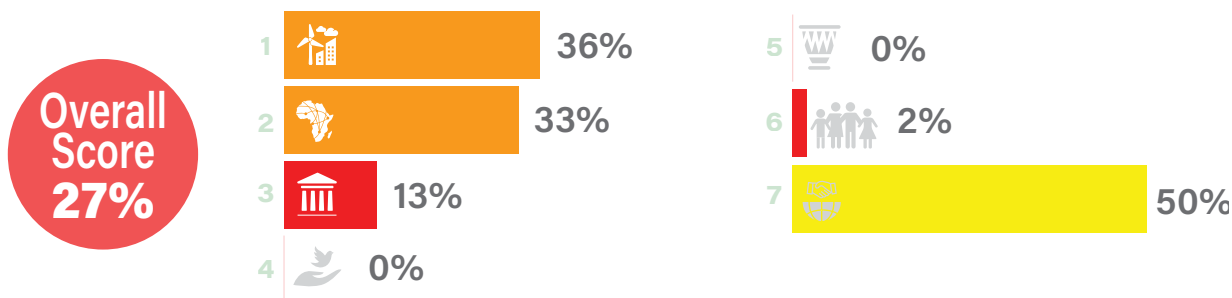
### Areas of Support to Accelerate Implementation of Agenda 2063

- Reducing proportion of urban population living in slums
- Increasing the proportion of population with access to safely managed sanitation services
- Reducing neo-natal mortality rate
- Increasing the contribution of manufacturing in GDP
- Increasing agricultural production and productivity


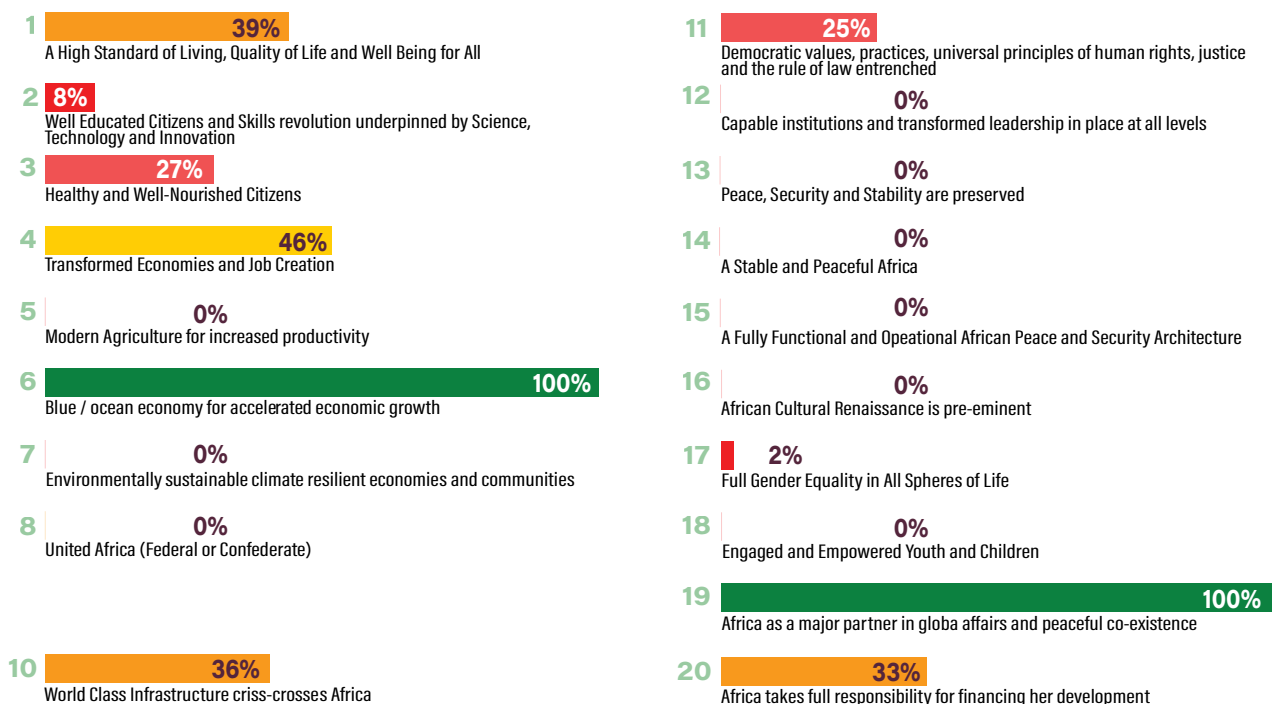
# Zambia on the Implementation of Agenda 2063



## By Aspiration



## Performance on Goals



### Areas where significant progress has been made

- Increased access to electricity and internet
- Reduced maternal and under five mortality rates
- Increased share of manufacturing and tourism in GDP
- Increased the contribution of fisheries sector in GDP

### Areas where progress has been slow

- Increasing Real GDP Per Capita and annual GDP growth rates
- Increasing the proportion of population with access to safe drinking water and to safely managed sanitation services
- Increasing the contribution of manufacturing in GDP
- Increasing enrolment rates in primary and secondary school
- Reducing neo-natal mortality rates
- Increasing agricultural production and productivity
- Increasing total tax revenue as a percentage of GDP

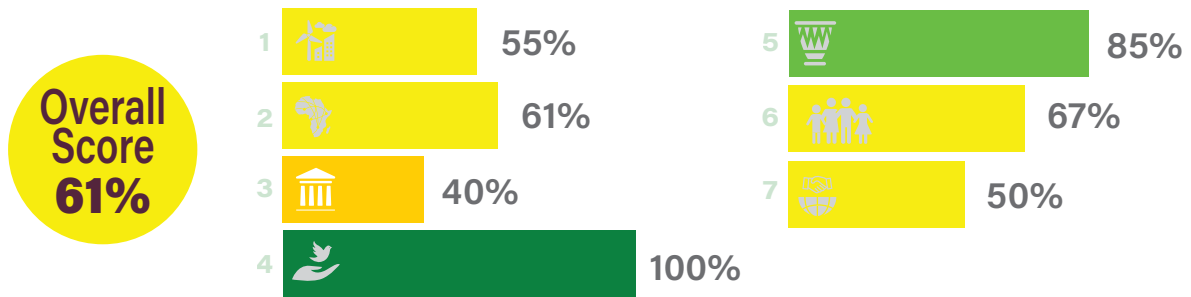
### Areas of Support to Accelerate Implementation of Agenda 2063

- Increasing the proportion of population with access to safe drinking water
- Increasing the proportion of population with access to safely managed sanitation services
- Increasing the contribution of manufacturing in GDP
- Increasing enrolment rates in primary and secondary school
- Reducing neo-natal mortality rates
- Increasing agricultural production and productivity

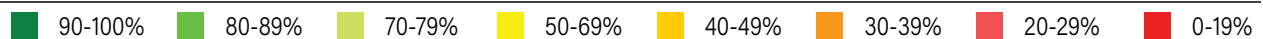
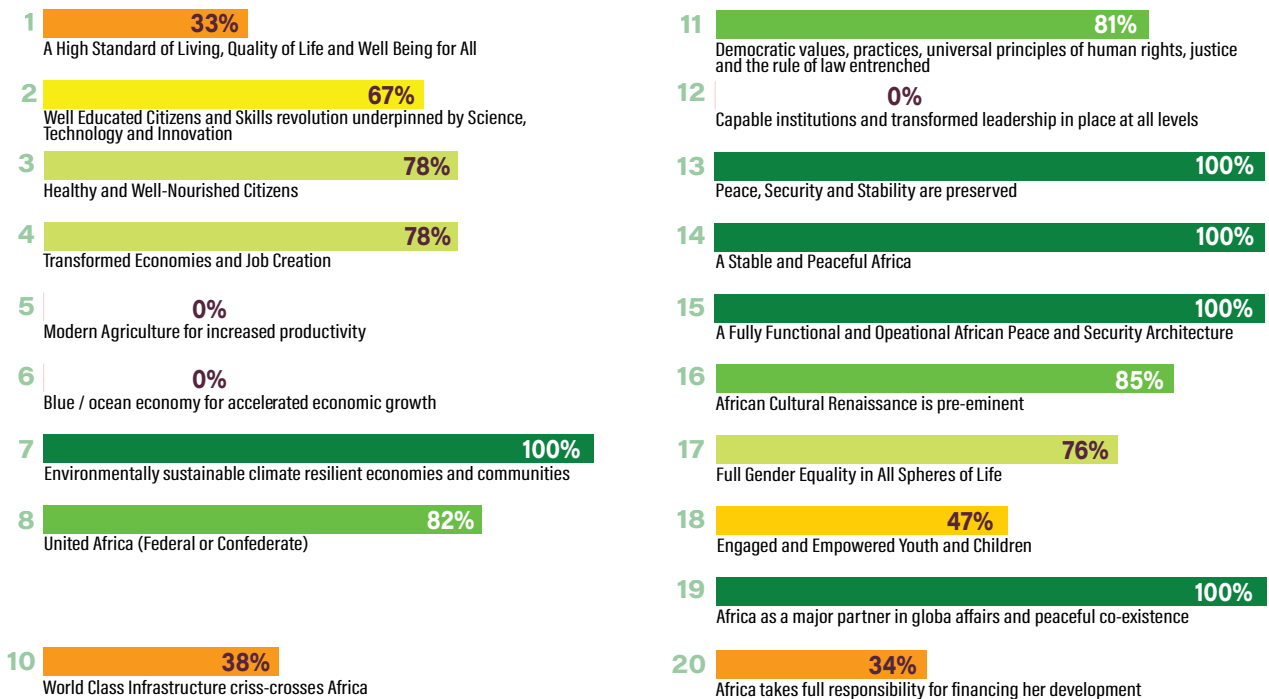
# Zimbabwe on the Implementation of Agenda 2063



## By Aspiration



## Performance on Goals



### Areas where significant progress has been made

- Increased annual GDP growth rates
- Increased access to safe drinking water and to safely managed sanitation services
- Increased enrolment rates in pre-primary and primary school
- Reduced incidence of TB
- Increased access to Anti-Retroviral Treatment
- Increased share of tourism in GDP
- Increased the proportion of agricultural land placed under sustainable land management practice

### Areas where progress has been slow

- Increasing Real GDP Per Capita
- Reducing unemployment rates
- Reducing inequality
- Reducing the proportion of population living below the national poverty line
- Increasing enrolment rates in secondary school
- Reducing neo-natal and under five mortality rates
- Increasing agricultural production and productivity
- Increasing total tax revenue as a percentage of GDP

### Areas of Support to Accelerate Implementation of Agenda 2063

- Increasing enrolment rates in secondary school
- Reducing neo-natal and under five mortality rates
- Increasing agricultural production and productivity
- Improving capacities in statistics and data management





# Annex 4: Goal Indicators on the Implementation of Agenda 2063

Priority Area	A63 Indicators	Base value (2013)	Target Value by 2023	Expected Value by 2021	Actual Value (2021)	Indexed Priority Area Dashboard
<b>Goal 1: A High Standard of Living, Quality of Life and Well Being for All</b>						<b>31%</b>
1. Incomes, Jobs and decent work	Real Gross Domestic Product (GDP) Per Capita	2584	3359	3204	2618	<b>0%</b>
	Unemployment rate	11,0%	7%	9%	15,5%	
2. Poverty, Inequality and Hunger	Gini coefficient	40,0	31,96	33,6	38,2	<b>22%</b>
	% of population living below the national poverty line	33,3%	23%	25%	30,2%	
	Prevalence of undernourishment	24,1%	5%	9%	24,0%	
3. Modern and Liveable Habitats and Basic Quality Services	a) % of households with access to electricity	51%	77%	72%	64%	<b>72%</b>
	b) % of population with access to internet	45%	67%	63%	72%	
	c) % of population using internet	22%	33%	31%	41%	
	% of population with access to safe drinking water	55%	98%	97%	64%	
	Proportion of urban population living in slums, informal settlements or inadequate housing	49%	44%	45%	45%	
	% of population using safely managed sanitation services	34%	97%	84%	44%	
<b>Goal 2: Well Educated Citizens and Skills revolution underpinned by Science, Technology and Innovation</b>						<b>44%</b>
1. Education and STI driven Skills Revolution	% of children of pre-school age attending pre school	29%	87%	75%	45%	<b>44%</b>
	Net enrolment rate by sex and age in primary school	79%	100%	96%	86%	
	Proportion of teachers qualified in Science or Technology or Engineering or Mathematics by Sex and Level (Primary and Secondary)	44%	57%	54%	51%	
	Secondary school net enrolment rate	34%	100%	87%	52%	

Priority Area	A63 Indicators	Base value (2013)	Target Value by 2023	Expected Value by 2021	Actual Value (2021)	Indexed Priority Area Dashboard
<b>Goal 3: Healthy and Well-Nourished Citizens</b>						<b>77%</b>
1. Health and Nutrition	% of women aged 15-49 who have access to sexual and reproductive health service in the last 12 months	31%	40%	38%	44%	<b>77%</b>
	a) Maternal mortality ratio	512,32	256	307,4	415,47	
	b) Neo-natal mortality rate	25,8	12,9	15,5	24,4	
	c) Under five mortality rate	93,9	47	56,4	63,9	
	Number of New HIV infections per 1000 population	2,5	0,51	0,9	2,0	
	TB incidence per 1000 persons per year	2,1	0,43	0,8	1,4	
	Malaria incidence per 1000 per year	85,5	17,09	30,8	80,2	
	% of eligible population with HIV having access to Anti-Retroviral Treatment	53%	100%	91%	78%	
Prevalence of underweight among children under 5	21%	5%	8%	14%		
<b>Goal 4: Transformed Economies and Job Creation</b>						<b>17%</b>
1. Sustainable inclusive economic growth	Real GDP growth rate	5,5%	7%	7%	0,7%	<b>0%</b>
2. STI driven Manufacturing / Industrialization and Value Addition	Research and development expenditure as a proportion of GDP	0,07%	1%	1%	0,45%	<b>51%</b>
3. Economic diversification and resilience	Manufacturing value added as % of GDP	10,7%	16%	15%	10,9%	<b>5%</b>
4. Hospitality / Tourism	Tourism value added as a proportion of GDP	2,04%	4%	4%	2,24%	<b>12%</b>



Priority Area	A63 Indicators	Base value (2013)	Target Value by 2023	Expected Value by 2021	Actual Value (2021)	Indexed Priority Area Dashboard
<b>Goal 5: Modern Agriculture for increased productivity and production</b>						<b>58%</b>
1. Agricultural productivity and production	Growth rate of yields for the 1st national priority commodity	10		18,76	28	<b>58%</b>
	Growth rate of yields for the 2nd national priority commodity	0		0,52	1	
	Growth rate of yields for the 3rd national priority commodity	29		51,83	31	
	Growth rate of yields for the 4th national priority commodity	4		7,62	2	
	Growth rate of yields for the 5th national priority commodity	17		30,60	16	
<b>Goal 6: Blue/ ocean economy for accelerated economic growth</b>						<b>39%</b>
1. Marine resources and Energy	Fishery Sector value added ( as share of GDP)	0,83%	1,20%	1,20%	1,09%	<b>39%</b>
	Marine biotechnology value added as a % of GDP					
<b>Goal 7: Environmentally sustainable climate resilient economies and communities</b>						<b>64%</b>
1. Bio-diversity, conservation and sustainable natural resource management.	% of agricultural land placed under sustainable land management practice.	4,84%	30%	25%	8,25%	<b>64%</b>
	a) % of terrestrial and inland water areas preserved.	13,84%	17%	16%	20,22%	
	b) % of coastal and marine areas preserved	2,26%	10%	8%	5,10%	
<b>Goal 8: United Africa (Federal or Confederate)</b>						<b>98%</b>
1. Political and economic integration	a) Existence of an African Continental Free Trade Area (AfCFTA) that is ratified by all AU MSs	0	1	0	1	<b>98%</b>
	b) Level to which your country has domesticated the AfCFTA	0,00	1	0,8	1	
	c) No. of Non-tariff barriers (NTBs) reported	166,00		34	144,00	
	d) Proportion of reported Non-tariff barriers (NTBs) eliminated	6%	100%	44%	95%	
	Percentage change in value of intra-African trade per annum (in US \$)	0,14%	0,42%	0,46%	0,13%	

Priority Area	A63 Indicators	Base value (2013)	Target Value by 2023	Expected Value by 2021	Actual Value (2021)	Indexed Priority Area Dashboard
<b>Goal 10: World Class Infrastructure criss-crosses Africa</b>						<b>70%</b>
1. Communications and Infrastructure Connectivity	% of the progress made on the implementation of Trans-African Highway Missing link	8,12%	100%	82%	19,38%	<b>70%</b>
	% of the progress made on the implementation the African High Speed Rail Network	2,62%	100%	100%	12,34%	
	a) Has your Government signed the Solemn Commitment to join the SAATM and implement all its measures?	0%	100%	80%	64%	
	b) Has your Government signed the Memorandum of implementation for the operationalization of SAATM?	0%	100%	80%	36%	
	No. of Mega Watts added to the national grid in the last two years	16144		24216	31690	
	Proportion of population using mobile phones	39,8%	100%	72%	68,8%	
	% of ICT contribution to GDP	5,12%		9%	7,23%	
<b>Goal 11: Democratic values, practices, universal principles of human rights, justice and the rule of law entrenched</b>						<b>42%</b>
1. Democratic Values and Practices are the Norm	% of people who believe that there are effective mechanisms and oversight institutions to hold their leaders accountable	19%	70%	60%	31%	<b>42%</b>
	% of people who perceive that there is freedom of the press.	8%	70%	58%	30%	
	% of people who believe that the elections are free, fair and transparent.	22%	70%	60%	35%	
	Extent to which the the African Charter on Democracy has been domesticated					
	Signed African Charter on Democracy	69%	100%	100%	85%	
	Ratified African Charter on Democracy	40%	100%	100%	60%	
	Domesticated the African Charter on democracy	7%	100%	100%	36%	

Priority Area	A63 Indicators	Base value (2013)	Target Value by 2023	Expected Value by 2021	Actual Value (2021)	Indexed Priority Area Dashboard
<b>Goal 12: Capable institutions and transformed leadership in place at all levels</b>						<b>33%</b>
1. Institutions and Leadership	Proportion of persons who had at least one contact with a public official and who paid a bribe to a public official or were asked for a bribe by these public officials during the previous twelve months	9%	9%	9%	31%	<b>33%*</b>
<b>Goal 13: Peace, Security and Stability are preserved</b>						<b>72%</b>
Maintenance and Restoration of Peace and Security	Conflict related deaths per 100,000 population	202	101	121	144	<b>72%</b>
<b>Goal 14: A Stable and Peaceful Africa</b>						<b>57%</b>
1. Institutional Structure for AU Instruments on Peace and Security	Number of armed conflicts	34,0	0	0	14,0	<b>57%</b>
<b>Goal 15: A Fully Functional and Operational African Peace and Security Architecture</b>						<b>60%</b>
1. Operationalization of APSA Pillars	Existence of a national peace council.	41%	1	1	76%	<b>60%</b>
	Number of national dialogues held	233		233	422	
<b>Goal 16: African Cultural Renaissance is pre-eminent</b>						<b>45%</b>
1. Values and Ideals of Pan Africanism	Proportion of the content of the curricula on indigenous African culture, values and language in primary and secondary schools	14%	60%	51%	23%	<b>45%</b>
<b>Goal 17: Full Gender Equality in All Spheres of Life</b>						<b>81%</b>
1. Women Empowerment	Proportion of women in total agricultural population with ownership or secure rights over agricultural land	16%	50%	39%	23%	<b>62%</b>
	Proportion of seats held by women in national parliaments, regional and local bodies	21%	30%	28%	27,6%	
2. Violence & Discrimination against Women and Girls	Proportion of women and girls subjected to sexual and physical violence	41,6%	33%	35%	21,2%	<b>100%</b>
	Proportion of girls and women aged 15-49 years who have undergone female genital mutilation/ cutting by age	38%	19%	23%	27%	

\* Score is based on the Corruption Perception Index



Priority Area	A63 Indicators	Base value (2013)	Target Value by 2023	Expected Value by 2021	Actual Value (2021)	Indexed Priority Area Dashboard
	Proportion of children whose births are registered in the first year	29%	100%	100%	46%	
<b>Goal 18: Engaged and Empowered Youth and Children</b>						<b>33%</b>
1. Youth Empowerment and Children's Rights	Unemployment rate of youth	18%	14%	15%	18%	<b>33%</b>
	% of children engaged in child labour	15%	0%	3%	23%	
	% of children engaged in child marriage	8%	0%	2%	18%	
	% of children who are victims of human trafficking	1%	0%	0%	3%	
	Level of implementation of the provisions of the African Charter on the Rights of the Youth by Member States	66,55	100%	100	74,44	
<b>Goal 19: Africa as a major partner in global affairs and peaceful co-existence</b>						<b>64%</b>
1. Africa's place in global affairs	Availability of statistical legislation that complies with fundamental principles of official statistics	68%	1	1,0	94%	<b>64%</b>
	Proportion of national budget for the implementation of functional statistical system	0,3%	0,15%	0,0	0,3%	
	Existence of formal institutional arrangements for the coordination of the compilation of official statistics	59%	1	0,9	76%	
<b>Goal 20: Africa takes full responsibility for financing her development</b>						<b>55%</b>
1. Capital Markets	Proportion of public sector budget funded by national capital markets	18%	10%	0,18	21%	<b>100%</b>
2. Fiscal system and Public Sector Revenues	Total tax revenue as a % of GDP	17%	75%	63%	31%	<b>30%</b>
3. Development Assistance	Total ODA as a percentage of the national budget	7%	25%	7%	7%	<b>36%</b>
	Resources raised through innovative financing mechanisms as a % of national budget	11%	75%	62%	11%	



