



# THE MALAWI 2063 FIRST 10-YEAR IMPLEMENTATION PLAN (MIP-1) 2021-2030



**‘Transforming Malawi  
into a middle-income  
Economy’**

***‘Paulendo Odzidalira!’***



©National Planning Commission (NPC), Private Bag B316, Capital City,  
Lilongwe 3, Malawi.

*First Published in 2021*

Suggested Citation: Government of Malawi (2021). Malawi 2063 First 10-Year  
Implementation Plan (MIP-1). National Planning Commission, Lilongwe, Malawi




**Cover Photo:**

Artistic Piece by  
KENNETH KUBALASA  
who came out 2nd  
in the 2020

**'My Future, Our Future'**  
Youth Essay  
and Art Competition





**THE MALAWI 2063  
FIRST 10-YEAR  
IMPLEMENTATION PLAN  
(MIP-1)  
2021-2030**

## OUR VISION

'An inclusively wealthy and self-reliant nation'

## OUR RESOLUTION

'We as Malawians desire and resolve to be an inclusively wealthy and self-reliant **industrialized** upper-middle-income country by the year 2063, so we can fund our development needs primarily by ourselves. Our manufacturing industry shall have strong forward and backward linkages with the sectors that will drive it. We shall achieve this Vision through collective effort and shall not allow any state or non-state actor to derail us.'

## Table of Contents

ABBREVIATIONS AND ACRONYMS	iv
ACKNOWLEDGEMENTS	vii
FOREWORD	viii
PREFACE	ix
EXECUTIVE SUMMARY	x
<b>CHAPTER 1: INTRODUCTION</b>	<b>1</b>
Background	2
Development Process of MIP-1	3
<b>CHAPTER 2: PRIORITY STRATEGIES AND INTERVENTIONS FOR MIP-1</b>	<b>5</b>
Pillar 1: Agricultural Productivity and Commercialisation	7
Pillar 2: Industrialisation	17
Pillar 3: Urbanization	26
Enabler 1: Mindset Change	34
Enabler 2: Effective Governance Systems and Institutions	39
Enabler 3: Enhanced Public Sector Performance	48
Enabler 4: Private Sector Dynamism	53
Enabler 5: Human Capital Development	59
Enabler 6: Economic Infrastructure	77
Enabler 7: Environmental Sustainability	84
<b>CHAPTER 3: PRIORITY FLAGSHIP PROJECTS/PROGRAMS</b>	<b>92</b>
<b>CHAPTER 4: STAKEHOLDER IMPLEMENTATION ARRANGEMENTS</b>	<b>100</b>
Implementation Guiding Principles	101
Institutional Arrangements	101
<b>CHAPTER 5: REPORTING, MONITORING AND EVALUATION</b>	<b>104</b>
<b>ANNEXES</b>	<b>108</b>
Annex 1: MIP-1 Costs Matrices by Pillar and Enabler (Millions of Kwacha)	108
Annex 2a: MW2063, MIP-1, AU Agenda 2063, UN Sustainable Development Goals	
Commonality Profile	172



Annex 2b: Definition of goals of AU Agenda 2063 and UN Sustainable Development Goals	173
Annex 3: Stakeholder Implementation Framework (as depicted in MW2063)	174
Annex 4: Determination of the Flagship Programs and Projects	175
Annex 5: Risks and Mitigation Measures	177
Annex 6: MIP-1 Monitoring & Evaluation (M&E) Framework	178
Annex 7a: Commissioners of the National Planning Commission	206
Annex 7b: National Planning Commission Board Committee Members	206
Annex 8: MIP-1 Drafting Coordination Team and Reviewers	207



## List of Tables

Table 1: Key Strategies and Interventions for Agricultural Productivity and Commercialization	9
Table 2: Key Strategies and Interventions for Industrialization	19
Table 3: Key Strategies and Interventions for Urbanization	28
Table 4: Key Strategies and Interventions for Mindset Change	36
Table 5: Key Strategies and Interventions for Effective Governance Systems and Institutions	41
Table 6: Key Strategies and Interventions for Enhancing Public Sector Performance	49
Table 7: Key Strategies and Interventions for Private Sector Dynamism	55
Table 8: Key Strategies and Interventions for Human Capital Development	63
Table 9: Key Strategies and Interventions for Economic Infrastructure	79
Table 10: Key Strategies and Interventions for Environmental Sustainability	86
Table 11: Priority Flagship Projects/Programs for MIP-1	94



## ABBREVIATIONS AND ACRONYMS

ACB	Anti-Corruption Bureau
ADC	Area Development Committee
ADMARC	Agricultural Development and Marketing Corporation
AERA	Atomic Energy Regulatory Authority
AfCFTA	African Continental Free Trade Area
AfDB	African Development Bank
BCR	Benefit-Cost Ratio
CBA	Cost Benefit Analysis
COMESA	Common Market for Eastern and Southern Africa
CSOs	Civil Society Organizations
DFA	Development Financing Assessment
DPs	Development Partners
DRIMP	District Road Improvement and Maintenance Project
DRMS	Domestic Revenue Mobilization Strategy
ECD	Early Childhood Development
ECGs	Enabler Coordination Groups
EIA	Environmental Impact Assessment
EDF	Export Development Fund
ENRM	Environmental and Natural Resource Management
EPZs	Export Processing Zones
ESCOM	Electricity Supply Cooperation of Malawi
EWS	Early Warning Systems
GDP	Gross Domestic Product
GoM	Government of Malawi
HDI	Human Development Index
HRMIS	Human Resources Management Information System
ICT	Information and Communications Technology
IFMIS	Integrated Financial Management Information System
IIAG	Ibrahim Index of African Governance
INFF	Integrated National Financing Framework
IPP	Independent Power Producer
IPRs	Intellectual Property Rights
IXP	Internet Exchange Point
KPI	Key Performance Indicators
LGFC	Local Government Finance Committee
LMS	Learning Management System
LPG	Liquefied Petroleum Gas
MACRA	Malawi Communications Regulatory Authority



MAQA	Malawi Qualifications Authority
MBS	Malawi Bureau of Standards
MDAs	Ministries, Departments and Agencies
MEPA	Malawi Environmental Protection Agency
MGDS III	Malawi Growth and Development Strategy III
MHRC	Malawi Human Rights Commission
MIM	Malawi Institute of Management
MIS	Management Information Systems
MoEPD&PSR	Ministry of Economic Planning and Development and Public Sector Reforms
MPS	Malawi Police Service
MRA	Malawi Revenue Authority
MW2063	Malawi 2063
MSGD	Malawi School of Government and Diplomacy
MSMEs	Micro Small and Medium Enterprises
NACIT	National College of Information Technology
NAPs	National Adaptation Plans
NCAL	National Census of Agriculture and Livestock
NCST	National Commission for Science and Technology
NEEF	National Economic Empowerment Fund
NES	National Export Strategy
NGOs	Non-Governmental Organizations
NHF	National Health Fund
NPC	National Planning Commission
NSO	National Statistical Office
NSS	National Statistical System
ODeL	Open Distance and e-Learning
OGI	Open Government Initiative
OPC	Office of the President and Cabinet
PCGs	Pillar Coordination Groups
PECGs	Pillar and Enabler Coordination Groups
PFM	Public Finance Management
PPP	Public Private Partnerships
RBM	Reserve Bank of Malawi
SADC	Southern Africa Development Community
SAPP	Southern Africa Power Pool
SDGs	Sustainable Development Goals
SDI	Staff Development Institute
SEZs	Special Economic Zones
SMEs	Small and Medium Enterprises
SNLCs	Special Needs Learning Centres
SPV	Special Purpose Vehicle
SQTR	Student Qualified Teacher Ratio
SRH	Sexual Reproductive Health
STEM	Science, Technology, Engineering and Mathematics

SVTP	Shire Valley Transformation Program
SWGs	Sector Working Groups
TI	Transparency International
TLMS	Technical Library Management System
TEVET	Technical, Entrepreneurship, Vocational, Education and Training
TEVETA	Technical, Entrepreneurship, Vocational, Education and Training Authority
UBR	Unified Beneficiary Registry
UNDP	United Nations Development Programme
UNESCO	United Nations Educational, Scientific and Cultural Organisation
UNICEF	United Nations Children's Fund
WASH	Water, Sanitation and Hygiene
WB – WGI	World Bank World Governance Indicators
WB	World Bank

## ACKNOWLEDGEMENTS

The MW2063 First 10-year Implementation Plan (MIP-1) has been formulated under a highly consultative process which generated valuable input from various stakeholders, including state and non-state actors. The formulation process was led by the National Planning Commission (NPC) in close collaboration with the Ministry of Economic Planning and Development and Public Sector Reforms (MoEPD&PSR).

NPC extends its sincere appreciation to His Excellency, the President of the Republic of Malawi, Dr. Lazarus McCarthy Chakwera; and the Vice-President, Right Honourable Dr. Saulos Klaus Chilima, who is also the Minister of MoEPD&PSR, for their overall leadership in the development of MIP-1. Along with them were the presidential advisors who acted as sounding boards in sharpening the priorities for the MIP-1 take-off years.

The Secretary to the President and Cabinet (SPC), Mr. Zangazanga Chikhosi and the Deputy SPC, Dr. Janet Banda, SC, supported by officials in the Office of the President and Cabinet (OPC) provided timely guidance and facilitated interfaces with the heads of Government Ministries, Departments and Agencies (MDAs) and statutory corporations.

Further, NPC is immensely indebted to the Cabinet Committee on the Economy and all Cabinet Ministers who provided unwavering support throughout the process of developing MIP-1. Sincere appreciation should also go to all MDAs, statutory corporations, parastatals and local councils for their valuable input and involvement throughout the process; and heads of MDAs for coordinating and providing detailed plans of their respective sectors. NPC is also grateful to the Core Advisory Panel (CAP) and Youth Core Advisory Panel (Youth CAP) of MW2063 for their constructive technical support to the process. Both CAPs played an important role as they provided very useful technical backstopping to all the input garnered from various stakeholders.

Furthermore, NPC is thankful to all other stakeholders, including the various technical and editorial reviewers (for their tremendous contribution towards the formulation of MIP-1), non-Governmental organizations, private sector organizations, civil society organizations, faith-based organizations, academia, the youth, media and development partners. Many thanks also go to the National Youth Council of Malawi and its

network of youth organizations who mobilized the youths to provide youth-related input into MIP-1.

Sincere gratitude to all that partnered with NPC in supporting the development of MIP-1, including the United Nations family, especially the United Nations Development Programme (UNDP) and United Nations Children's Fund (UNICEF) for their financial and technical support.

NPC and MoEPD&PSR are optimistic that the collaborative effort that prevailed from all stakeholders during the formulation of MIP-1 shall continue to drive its implementation. We are optimistic that MIP-1 will be realized through the coordinated implementation by all the implementing partners, while taking the youth on board all the way.

***NPC and MoEPD&PSR are optimistic that the collaborative effort that prevailed from all stakeholders during the formulation of MIP-1 shall continue to drive its implementation.***





***MIP-1 is very special in that its implementation does not only operationalize the Malawi 2063, but also ensures the achievement of the 2030 global Agenda for Sustainable Development in the remaining Decade of Action. ”***

## FOREWORD

On 19<sup>th</sup> January 2021, we launched a youth-centric national Vision, Malawi 2063 (MW2063), a successor of Vision 2020. MW2063 triggers change of our mindset to develop, and provides an opportunity for the country to define its developmental roadmap for the next forty-three years. MW2063 provides an inclusive development path to be achieved through strategic transformative initiatives that will change Malawi into an inclusively wealthy and self-reliant industrialized upper-middle income country. However, the implementation and realization of MW2063 requires a roadmap on how we will inclusively walk through the wealth creation highway in blocks of 10-year periods. I am, therefore, delighted to present the Malawi 2063 First 10-year Implementation Plan (MIP-1) that will lead us together in ***transforming Malawi into a middle-income economy by the year 2030.***

Achieving this goal requires a transformation of our economy from a predominantly importing to an industrialized exporting economy. This entails focusing on sectors that make us more economically productive without neglecting the social sectors that will help us build the required human capital to achieve our inclusive wealth creation agenda at the shortest time possible. Malawi should not continue to rely on debt and the goodwill of others in funding our development needs. This is simply not sustainable.

MIP-1, therefore, provides a framework that will kickstart our journey to being an inclusively wealthy and self-reliant nation by the year 2063. It takes us from the basics for attaining economic freedom for our children to providing them with a dignified living, forever walking tall on the face of the earth. MIP-1 has foundational transformative strategies and interventions, including flagship projects that will help meet the set milestones at the shortest time possible. These interventions are presented across the focus areas of each MW2063 Pillar and Enabler, with the necessary areas for policy and legislative reform being highlighted to provide a conducive environment for the implementation and realization of the aspirations of MW2063.

MIP-1 is very special in that its implementation does not only operationalize MW2063, but also ensures the achievement of the 2030 global Agenda for Sustainable Development in the remaining Decade of Action

This is the country's implementation blueprint for all stakeholders, including state and non-state actors. I, therefore, wish to rally all sectors to integrate MIP-1 strategies and interventions into their implementation plans so as to foster the implementation of MIP-1, specifically, and MW2063, generally. I expect that all development programs and activities for the next 10 years will align to the aspiration of building ***“an inclusively wealthy and self-reliant industrialized upper-middle-income country”***.

My Government is committed to following a new path of inclusive prosperity in pursuit of its development goals and aspirations. We are, therefore, glad to partner with all well-meaning stakeholders in actualizing MIP-1.

The Malawi we want is possible and is happening. May God bless Malawi.

**His Excellency,  
Dr. Lazarus McCarthy Chakwera**  
President of the Republic of Malawi

## PREFACE

The dilemma of slow progress in our country's development remains, to-date, poor implementation of the beautiful plans and policies that we develop. It is high time that as Malawians we acknowledge this shortcoming and resolve to do things differently this time around.

Malawi 2063 (MW2063) is as succinct in its objectives as it is in its expected outcome which is to create an "inclusively wealthy and self-reliant nation" by raising the country's status to that of **lower-middle** income by the year 2030; and, thereafter, attain the upper-middle income status by 2063 or earlier. In addition, it sets out to meet most of the Sustainable Development Goals (SDGs) whose lifeline ends in 2030. This will be done and we will achieve these aspirations. However, we will not accomplish anything by doing 'business as usual.' MW2063 needs our concerted efforts to act with determination and haste, as already we are a country that is lagging behind despite the numerous natural resources that God Almighty has bestowed upon our land.

The adoption of this MW2063 First 10-year Implementation Plan (MIP-1) will kick-start the operationalization of MW2063. It is our expectation that through this comprehensive plan of action, Malawi will move forward so that our people, at some point in their lifetime, can enjoy decent and dignified lives. Let us prosper together and become an example to others that the possibilities of inclusive prosperity are endless when a people commit to the values of hard work, belief in one's own abilities, serving others and accountability.

There will never be another Malawi, this is the only one we have; therefore, let us all take responsibility for it and contribute in any small way to the realization of our aspirations as espoused under MW2063.

The Malawi we want is possible and MIP-1 is the first step to achieving our collective dreams. Let all of us entrusted with the implementation aspects of this action plan be resolute in ensuring its full implementation and commit to periodically take stock of our progress along the way. I particularly expect all implementing partners to deliberately include our young people, both girls and boys and all marginalised groups such as the elderly, persons living with disabilities, living in the rural and urban areas in the execution of MIP-1 and, ultimately, the realization of MW2063.

We can achieve great things if we hold hands and collectively pull in one direction. The future holds so much promise for Malawi; and that future begins now with MIP-1.

May God bless us all and may He bless Mother Malawi.



**Right Honourable Dr. Saulos Klaus Chilima**

Vice President of the Republic of Malawi and  
Minister for Economic Planning and Development and Public Sector  
Reforms



***Let us prosper together and become an example to others that the possibilities of inclusive prosperity are endless when a people commit to the values of hard work, belief in one's own abilities, serving others and accountability.***”

## EXECUTIVE SUMMARY

### Background

The Malawi 2063 Vision (MW2063) was launched in January, 2021 to chart Malawi's new development trajectory with the aim of achieving an upper-middle income status by the year 2063. MW2063 reflects the collective aspirations of the people of Malawi to achieve inclusive wealth creation and self-reliance for economic independence.

The Malawi 2063 First 10-year Implementation Plan (MIP-1) operationalizes the MW2063 from 2021 to 2030. This is the first MIP in a series of four 10-year plans that will be developed to drive the implementation and realization of MW2063.

MIP-1 builds on lessons learnt and successes from the Malawi Growth and Development Strategy (MGDS) III which was the last operationalization plan of Vision 2020. Considering the time-overlap of the MDGS III (whose implementation period was 2017 to 2022) and MIP-1, there is a justified need to carry-over some of the ongoing and promising interventions under MGDS III that align with the MW2063. The development of MIP-1 also involved a series of consultations and validations with various stakeholders due to the multi- and cross-sectoral nature of the interventions, projects and programs to be implemented through the same. This approach facilitated the identification of sectoral-focused and impact-oriented quick-wins and transformative projects and programs envisaged to spearhead the attainment of aspirations of MW2063. In addition, the multi-stakeholder engagement also provided an opportunity for coordinated efforts in setting the priorities, implementation and review of MIP-1, as well as a coordinated process of mobilizing the resources required for the implementation of programs and projects prioritized under MIP-1.

***The development of MIP-1 also involved a series of consultations and validations with various stakeholders due to the multi- and cross-sectoral nature of the interventions, projects and programs to be implemented through the same.*** ”

### Objectives of MIP-1

MIP-1 aims to meet two key milestones:

- i. to raise the country's income status to **lower-middle** level by 2030; and
- ii. to meet most of the Sustainable Development Goals (SDGs) whose end-line target is 2030.

MIP-1 is anchored on the three Pillars of MW2063, namely: Agricultural Productivity and Commercialization; Industrialization; and Urbanization. These Pillars are catalyzed by seven Enablers, namely: Mindset Change; Effective Governance Systems and Institutions; Enhanced Public Sector Performance; Private Sector Dynamism; Human Capital Development; Economic Infrastructure; and Environmental Sustainability. Further, MIP-1 has **priority strategies and interventions** to be implemented in the next ten years to set Malawi on a path to actualize MW2063. It also identifies **quick wins** - interventions that are already in the pipeline or have low-cost implications or having ready finance commitment or just requiring scaling-up in the next five years; and **game changers** - interventions that significantly alter the way things are done in the development strategies and interventions of this country and can transform Malawi faster if their implementation is prioritized. MIP-1 also presents prioritized **flagship programs and projects** that will accelerate Malawi's progress towards creating an inclusively wealthy and self-reliant nation.

The choice of interventions being prioritized under MIP-1, both in the economic and social sectors, therefore, is primarily guided by the need for the country to create wealth for financing its own development needs. This has entailed putting together catalytic interventions that are largely targeted at spurring the economic sectors so as to retire the country's current massive debt at the shortest time possible while generating the resources for meeting the human capital development needs in the social sectors. Key and concurrent to this wealth creation agenda are the interventions that are meant to curtail resource leakages by building capacities towards efficient utilization, tracking and recovering the resources generated and mobilized by the country towards the development agenda.

These interventions are featured in the following focus areas for each Pillar and Enabler:

## **Pillar 1: Agricultural Productivity and Commercialization**

**Objective: To have an optimally productive and commercialized agriculture sector; with the following focus areas:**

1. **Agriculture Diversification:** A strong diversification program backed by effective extension services into the production of higher-value crops (including horticulture), livestock and fisheries with niche products largely destined for the export market.
2. **Irrigation Development:** Investments in sustainable irrigation systems to optimally harness the productivity and commercialization drive while averting adverse climatic variability.
3. **Anchor Farms:** Big aggregate farms and/or cooperatives that best unleash the potential production and productivity of commercial smallholder farmers to generate surplus raw materials for industrialization.
4. **Agriculture Inputs:** A sustainable high-quality input supply and access system.
5. **Agricultural Mechanization:** Increased mechanization and use of modern technologies (including digital) that can also make agriculture attractive to young people.
6. **Structured Markets:** Ensuring well-functioning structured agricultural markets that can generate high farmer incomes, release agricultural labour and stimulate demand in the other sectors of the economy.
7. **Agriculture Research, Innovation and Dissemination:** Investing in genetic improvement programs for generation of high yielding crop varieties, fast growing animal and fish breeds and scaling up seed and animal multiplication.

## **Pillar 2: Industrialization**

**Objective: To have a vibrant knowledge-based economy with a strong manufacturing industry driven by productive and commercially vibrant agriculture and mining sectors; with the following focus areas:**

1. **Industrializing Mining:** developing mines, mostly through Public Private Partnership (PPP) arrangements.

2. **Diversification, Value Addition and Competitiveness largely targeting the Export Market:** Increasing the transformation of raw materials in the agriculture and mining sectors into high value products largely for export and the creation of employment, including employment for skilled and unskilled youth.
3. **Creation of Special Economic Zones and Export Processing Zones:** that promote trade and exports.
4. **Research, Science, Technology and Innovation:** Commercializing locally-generated Science, Technology and Innovation (STI) and adapting for scaling-up those impactful STIs that are catalyzing industrialization in other countries.

## **Pillar 3: Urbanization**

**Objective: To have world-class urban centers and tourism hubs across the country, with the requisite modern socio-economic amenities; with the following focus areas:**

1. **Development of Secondary Cities:** Developing secondary cities that are anchored by economic activities.
2. **Infrastructure Development Planning and Investment in Cities and Towns that is regulated and controlled:** Providing economic opportunities, easy communication and closer connectivity to socio-economic amenities.
3. **Sustainable Municipal Self-financing Mechanisms:** Enhancing own revenue generation and management capacities for city, town and district councils.
4. **Tourism Development:** Providing economic opportunities for the development of secondary cities.

### Enabler 1: Mindset Change

**Objective: To have 'a united, patriotic and proud people' that believe in their own abilities and are active participants in building the nation towards its development goals; with the following focus areas:**

1. **Visionary and Transformative Leadership:** Fostering a culture that does not accommodate mediocrity and commercialization of politics.
2. **Patriotism:** National pride and uplifting core values of our country.
3. **Religious Values:** Largely driving moral values that unite Malawi as a nation.
4. **Integrity:** Building corrupt-free minds and self-consciousness in doing the right thing at all times.
5. **Hard Work and Self-reliance:** Discouraging non-productive and unsustainable subsidies and handouts at the individual, community and national level.
6. **Building Positivity:** Instilling the mind-set of "ndizotheka" (it's possible).

### Enabler 2: Effective Governance Systems and Institutions

**Objective: To have effective and efficient governance systems and institutions with strict adherence to the rule of law; with the following focus areas:**

1. **Citizen Engagement, Participation, and Fair Conduct of Elections:** Meaningful participation of all citizens in the conceptualization, implementation and evaluation of national development activities, including the electoral process.
2. **Openness and Transparency:** Access to public information and promotion of accountability to and from the citizenry.
3. **Rule of Law:** Observance and enforcement of laws.
4. **Sustainable and Long term Development Orientation :** Making decisions and taking actions that protect the rights of children and future generation

5. **Sound Financial and Economic Management:** Observing prudence in financial and economic management.
6. **Human Rights and Cultural Diversity (Social Cohesion):** Realizing and protecting human rights in and through the delivery of public services.
7. **Sustainable Peace and Security:** Maintaining a peaceful Malawi.

### Enabler 3: Enhanced Public Sector Performance

**Objective: To have a world class high performing and professional public sector for efficient delivery of public goods and services ; with the following focus areas:**

1. **Public Sector Reforms:** Radical public sector reforms agenda that seeks to rectify institutional inefficiencies, lack of transparency and corruption; and revive a heightened sense of integrity in all duty bearers.
2. **Public Service Delivery:** Efficient use of resources with binding national service charters that provide timely and best possible standards for Malawians; and efficient and competent personnel in the Public Service.
3. **Ethical Conduct:** Positive values of honesty, integrity, fairness, equality and non-discrimination, diversity and respect for human rights and dignity in all public sector officials.

### Enabler 4: Private Sector Dynamism

**Objective: To have a dynamic and vibrant private sector that effectively delivers on the industrialized upper middle-income status within the shortest time possible; with the following focus areas:**

1. **Creating an Enabling Business Environment:** Development of macroeconomic environment and economic infrastructure that is pro-investment.
2. **Digital Economy Promotion:** Ensuring adoption of new online business technologies that promote e-commerce and take full advantage of digital platforms, especially in marketing and service provision.



3. **Micro, Small and Medium Enterprises Development:** For inclusive participation in the development process and development of a vibrant and significant 'middle class.'

4. **Anchor Firms Development:** For promoting the establishment of large-scale firms with strong connections to local and global market value chains.

#### Enabler 5: Human Capital Development

**Objective: To have a globally competitive and highly motivated human resource; with the following focus areas:**

1. **Education and Skills Development:** Highly knowledgeable people with relevant quality education that incorporates a strong element of academic excellence and technical and vocational skills fit for the labour market.
2. **Science, Technology and Innovation:** Promoted as part of creating a vibrant knowledge-based digital economy.
3. **Health and Nutrition:** A healthy population with improved life expectancy working towards the socioeconomic transformation of Malawi.
4. **Managing Population Growth:** Managing the size and quality of the population to be characterized by a healthy, well-educated and skilled workforce, as well as a market provided by relatively wealthy individuals.
5. **Water, Sanitation and Hygiene:** Promoting the adoption of safe water and sanitation practices at the individual and household level.
6. **Sports and Creative Arts:** Developing creative arts and sports for physical and mental development and as a career to compete at the international level as well as a tourist attraction feature for disciplines that Malawi excel in like netball.
7. **Gender Equality:** Reducing gender inequalities with emphasis on the empowerment of women and girls to enhance their access to economic resources and decision making at the household, community and national level.

8. **Social Welfare:** Ensuring that marginalized and vulnerable people are cushioned and provided with basic social needs.

#### Enabler 6: Economic Infrastructure

**Objective: To have a globally competitive economic infrastructure that will promote domestic economic activity and spur foreign direct investments for wealth creation; with the following focus areas:**

1. **Energy Generation and Supply :** Diversifying the number of independent power producers, largely focusing on renewable and sustainable energy to reduce the overdependence on hydro-generated power from just one river.
2. **Transport Development:** Few impactful flagship projects for a multi-modal transport system consisting of road, rail, air and inland water transport.
3. **ICT Development:** Promoting investment in ICT infrastructure to increase digital access and technological adoption.

#### Enabler 7: Environmental Sustainability

**Objective: To promote sustainable development with a clean, secure environment; with the following focus areas:**

1. **Ecosystem Conservation and Environmental Management:** Embrace ecosystem-based approaches in managing the environment with harmonized legislation.
2. **Waste Management and Green Economy:** Adequate waste disposal, treatment and recycling; air and water pollution management; and prudent water resource management.
3. **Climate Change Management:** Mitigation of and adaptation to the effects of climate change.

4. **Environment and Climate Change Financing:** Coordinated and innovative financing mechanisms towards climate change, conservation, adaptation and mitigation measures.
5. **Natural Disasters and Climate Adversities Preparedness:** Disaster preparedness, mitigation and adaptation.

#### Financing of MIP-1

The Government will strive to finance its development programmes primarily by itself by initially tapping on innovative financing sources, both internal and external. Combining both traditional and non-traditional sources of financing, the focus will be on securing financing towards catalytic investments which will help the country to generate its own domestic revenue. Such sources include external grants, sustainable domestic and international debt, PPPs and other regional and international financing mechanisms. The Government shall promote development effectiveness through adherence to programmatic financing, a focus on specific alignment to national priorities and harmonization of development delivery modalities, with a clear focus on achieving results that foster wealth creation for all. During the implementation of MIP-1, Government's preference for development aid is grants and concessional loans, with the latter only contracted for projects with high rates of return and huge multiplier effects as part of accelerating our development agenda.

***The Government shall promote development effectiveness through adherence to programmatic financing, a focus on specific alignment to national priorities and harmonization of development delivery modalities, with a clear focus on achieving results that foster wealth creation for all.*** ”

#### Capacity for Delivering on MIP-1

Adequate human, financial and technical capacities at different levels both at central and decentralized levels are required for the effective implementation of MIP-1. In particular, the MDAs that will be coordinating the various Pillars and Enablers will have to be adequately capacitated to effectively lead in the realization of the milestones under MIP-1. Each Pillar and Enabler under MIP-1, therefore, highlights the need for ensuring such capacity requirements at the minimum. Regular capacity needs assessments spearheaded by the leadership of the various Pillar and Enabler Coordination Groups (PECGs) will be an important feature. Both

local and international financing towards implementation capacity building, especially at the decentralized (local council) level, is key to the effective and timely implementation of the interventions under MIP-1.

#### Coordination Mechanisms for Implementing MIP-1

MIP-1 takes an unconventional approach, going beyond "business-as-usual" to "business un-usual and getting things done". Delivering MIP-1, therefore, requires collective responsibility that demands collective ownership and leadership from the Presidency to the citizenry, each stakeholder effectively playing its role. Key implementation guiding principles have, therefore, been identified as part of the country's development philosophy going forward, namely: *policy coherence; consistency in prioritization of public investments; assured resource availability before committing to development projects; inclusiveness; and a coordinated approach to implementation.*

To ensure a Pillar- and Enabler-wide coordinated approach to the implementation of MIP-1, Pillar Coordination Groups (PCGs) and Enabler Coordination Groups (ECGs) have been established. The PCGs and ECGs will promote planning and implementation that is focused on prioritized and strategic issues within the Pillar and Enabler and promote the continuity of good development programs across years. PCGs and ECGs will bring together all stakeholders (state and non-state) under a Pillar or Enabler.

#### Monitoring and Evaluation

To enhance tracking of implementation, the result framework of MIP-1 clearly sets out comprehensive high-level outcome indicators in order to promote accountability and assessment of progress towards its realization. Its monitoring and evaluation framework is rounded on a wide range of relevant indicators with targets for effective result-based management. MIP-1 also provides space for periodic reviews with solid means of verification to track and report on implementation progress. It also recognizes the importance of a multi-stakeholder approach not only for implementation, but also for monitoring and evaluation. As such, strong coordination mechanisms in bringing key stakeholders in the monitoring and evaluation of MIP-1 remain critical. MIP-1 recognizes that for the country to achieve its objectives, there is need to implement interventions in each Pillar and Enabler as an ecosystem with proper coordination mechanisms.

# CHAPTER 1

## INTRODUCTION

## Background

MW2063 articulates the aspiration of “**an inclusively wealthy and self-reliant industrialized upper-middle income [Malawi]**” by the year 2063. It emphasizes on self-reliance to enable the country to primarily finance its development needs without waiting for the goodwill of others. In 2063, Malawi will have attained 100 years of self-governance, hence the aspiration for economic independence is paramount. MW2063 is anchored on three Pillars, namely: Agricultural Productivity and Commercialization; Industrialization; and Urbanization. These Pillars are catalyzed by seven Enablers; namely: Mindset Change; Effective Governance Systems and Institutions; Enhanced Public Sector Performance; Private Sector Dynamism; Human Capital Development; Economic Infrastructure; and Environmental Sustainability.

Consistent with these Pillars and Enablers, by 2063, Malawians aspire to have the following:

1. An inclusively wealthy and self-reliant industrialized upper middle-income country.
2. A vibrant knowledge-based economy with a strong and competitive manufacturing industry that is driven by a productive and commercially vibrant agriculture and mining sectors.
3. World-class urban centers and tourism hubs with the requisite socio-economic amenities for a high-quality life.
4. A united, peaceful, patriotic and proud people that believe in their own abilities and are active participants in building their nation.
5. Effective governance systems and institutions with strict adherence to the rule of law.
6. A high-performing and professional public service.
7. A dynamic and vibrant private sector.
8. A globally competitive economic infrastructure.
9. A globally competitive and highly motivated human resource.
10. An environmentally sustainable economy.

MIP-1 is the first in a series of four 10-year plans to be developed for the implementation and realization of the aspirations of MW2063. Its

implementation period is from 2021 to 2030, and aims at meeting two key milestones:

- i. to raise the country's income status to **lower-middle** level by 2030 where per capita income will reach at least US\$1,000; and
- ii. to meet most of the Sustainable Development Goals (SDGs) whose end-line target is 2030.

MIP-1 is guided by a set of prioritized interventions which, if implemented at a minimum, will contribute to the attainment of the lower-middle income status and realization of the SDGs by 2030. It defines foundational transformative strategies and interventions, including flagship projects, that will help meet the set milestones at the shortest time possible. The transformation is on two fronts: first, the development narrative and mindset shift from focusing on poverty reduction to inclusive wealth generation; second, transforming the structure of the economy from a predominantly importing (largely wholesaling and retailing) to an industrialized exporting economy. MIP-1 is driven by the aspiration for self-reliance in development financing, building of industries and commercializing agriculture underpinned by MW2063's “inclusive democratic developmental state philosophy”.

***MW2063 is anchored on three Pillars, namely: Agricultural Productivity and Commercialization; Industrialization; and Urbanization. These Pillars are catalyzed by seven Enablers; namely: Mindset Change; Effective Governance Systems and Institutions; Enhanced Public Sector Performance; Private Sector Dynamism; Human Capital Development; Economic Infrastructure; and Environmental Sustainability.***



MIP-1 builds on lessons learnt and successes from the Malawi Growth and Development Strategy (MGDS) III which was the last operationalization plan of Vision 2020.

## Development Process of MIP-1

MIP-1 has been developed with due consideration of global, regional and national development frameworks, considering the role these frameworks will play in facilitating the implementation and realization of the aspirations of MW2063. At the global level, MIP-1 aligns to the SDGs. At the regional level, MIP-1 aligns to the Africa Agenda 2063; and the regional development frameworks of the economic blocks to which Malawi belongs, including the Southern African Development Community (SADC) Regional Indicative Strategic Development Plan (2020-2030), the COMESA Treaty and the African Continental Free Trade Area (AfCFTA). At the national level, MIP-1 has consciously considered key strategies and interventions from MGDS III (2017-2022). Considering the time-overlap of MDGS III and MIP-1, there was a justified need to carry-over the ongoing and promising interventions under MGDS III that align with MW2063.

The development of MIP-1 involved a series of consultations and validations with a wide range of stakeholders due to the multi- and cross-sectoral nature of the strategies, interventions, projects and


programs to be implemented under it. This approach facilitated the identification of sectoral-focused and impact-oriented quick-wins and transformative projects and programs envisaged to spearhead the attainment of the aspirations of MW2063. In addition, the multi-stakeholder engagement provided an opportunity for coordinated efforts in setting priorities, implementation and review of MIP-1, as well as a coordinated process of mobilizing the resources required for the implementation of programs and projects prioritized under it.

Among the stakeholders consulted in the process of developing MIP-1 were MDAs, private sector, civil society organizations, academia and research institutions, youths, media, individuals and development partners. The development process also took advantage of the extensive consultations during the Malawi Growth and Development Strategy (MGDS) III development process and its review. Further, the strategies and interventions were informed by various reviews of SDGs, existing sector policies and strategies as well as transformative national development strategies from other countries.



# CHAPTER 2

PRIORITY STRATEGIES  
AND INTERVENTIONS FOR  
MIP-1



## PRIORITY STRATEGIES AND INTERVENTIONS FOR MIP-1

Based on the MW2063 Pillars and Enablers, MIP-1 identifies strategies and targeted interventions which will be implemented in the first 10 years as the country pursues its inclusive wealth creation and self-reliance aspirations. The success of the wealth creation drive of MIP-1 relies on the existence of a stable macroeconomic environment to strengthen private sector participation in the economy. Over the past few years, Malawi's macroeconomy has remained relatively stable but weak. Between 2010 and 2020, inflation rate averaged 15.6 percent and stabilized to below 10 percent in the last half of the decade. The policy rate followed the same trend as inflation, closing at 12 percent at the end of 2020. The country's trade balance deficit rose to US\$566.7 million in 2020 from US\$352.8 million in 2019; while forex reserves shrunk from \$786.71 million (or 3.76 months of import cover) in January 2020 to \$502.98 million (or 2.41 months of import cover) in January 2021. This is mainly on account of increased imports of items for COVID-19 management and the slowing down of economic activities due to the pandemic. The economy was registering reasonably high growth rates before the COVID-19 pandemic in April 2020. Real GDP growth estimate for 2020 was, however, revised downwards from the 5.5 percent estimated in February 2020 to 1.9 percent after considering the effect of COVID-19 on the economy. Owing to a number of COVID-19 redress measures, it is expected that the economy will make a gradual but steady recovery, and the aspiration of attaining a lower-middle income status by the year 2030 requires that the economy should consistently grow by an average of not less than 6 percent annually. This is achievable, considering that previously, Malawi has ever registered an average economic growth rate of 6.3 percent in the 1970-80 decade, reaching as high as 16 percent in other years. While inequality is still acute and rooted, there has been marginal improvements with the Gini coefficient improving from 0.45 in 2010/11, to 0.42 in 2016/17. However, the pandemic has brought risks for the achievement of the inclusive wealth creation and self-reliance aspirations as well as attainment of the SDGs targets. Besides declined economic activities and growth rates, other threats include the erosion of domestic institutional capacities; and reversal of achievements in health, education, trade and private sector investment streams. However, confidence in the economy is expected to rise with the procurement and

administration of the COVID-19 vaccine by the Government that is expected to shorten the period of economic dormancy.

The Malawi economy is heavily skewed towards the agriculture sector. In 2020, the sector accounted for about 22.8 percent of the GDP. However, agriculture is characterized by unpredictable weather-related fluctuations owing to its heavy reliance on rain. This dependency subjects the sector, and hence the economy, to climatic fluctuations, thereby instigating volatile macroeconomic fundamentals. Mining only contributed a meagre 0.7 percent to GDP in 2019 despite registering 10 percent in 2015 when the Kayelekera uranium mine was operational.

MIP-1 has, therefore, prioritized interventions that are important in ensuring a positive takeoff to wealth creation and positioning Malawi to be a lower middle-income country by 2030. These priorities have further been scrutinized to isolate quick win activities. The **quick wins** have been determined based on their state of implementation readiness, i.e. interventions that are already in the pipeline, or have low-cost implications, or have ready finance commitments, or just requiring scaling-up in the next five years. Along with this are the **game changers** which are interventions that will significantly alter the way things are done in the development interventions of this country and can transform Malawi faster if their implementation is prioritized. These interventions are presented across focus areas for each Pillar and Enabler, with the necessary legislative and institutional capacity needs highlighted where required. MIP-1 also includes **flagship projects** that will be implemented to accelerate the attainment of the 2030 lower-middle income status milestone.

Three of the top priorities during the first five years of implementing MIP-1 will be a focus on sectors that will create wealth to retire the huge national debt and thereby creating space to support social sectors that are critical in long-term human capital development; facilitating a conducive business environment that will lead to massive job creation within the three Pillars and seven Enablers; and ensuring food security which will be key in building and sustaining a healthy human capital base. All this is aimed at accelerating the attainment of a better quality of life for all Malawians at the shortest time.

The following Sections provide *Matrices* for the strategies and priority interventions for each of the three MW2063 Pillars and the seven Enablers:





## Pillar 1: Agricultural Productivity and Commercialization

### ***Objective: To have an optimally productive and commercialized agriculture sector.***

Agriculture remains the mainstay of the economy, contributing close to a quarter of the country's GDP and employing about 64 percent of the labour force. More importantly, close to 80 percent of the population rely on rain-fed smallholder agriculture for food. The sector is already enjoying huge financial support from both the Government and development partners. The sector also enjoys spillover benefits from the implementation of strategies and program in cross-cutting areas such as gender, climate change, land and environmental management.

However, production and productivity of the sector has remained below its potential and is insufficient to match the increasing demand from domestic and export markets. Despite the high dependence of the economy on agriculture, commercialization of the sector is limited. Overall, the sector is characterized by low productivity, low levels of improved farm input use, limited private investment, and low mechanization levels. The

average added value per agricultural worker has only amounted to USD 209, far below the Sub-Saharan average of USD 680. Similarly, in 2019, Malawi's score in the "Enabling the Business of Agriculture Index" which measures how regulations affect the livelihood of domestic farmers, was very low at 41.51 out of 100. The Index includes eight parameters: seed, fertilizer, machinery, finance, markets, transport, water and ICT. However, Malawi's ranking is mostly weighed down by poor scores on access to seed, fertilizer and ICT services.

***Agriculture remains the mainstay of the economy, contributing close to a quarter of the country's GDP and employing about 64 percent of the labour force.***

”

Agriculture is also critical for Malawi's trade. While the balance of trade for agricultural products is positive, the country faces a large overall trade deficit importing more than twice of its exports. Malawi has continued to rely on few agricultural exports; largely tobacco, sugar, tea, coffee and cotton. The contribution of livestock and fisheries are comparatively small, contributing only 10 and 1.1 percent to agricultural GDP, respectively.

Several factors have contributed to the failure of agriculture to realize its potential, including: limited access to land; unsustainable natural resource use, limited access to farm inputs; low mechanization; poor land management practices; poor access to finance; weak linkages to markets; prolonged politicization of maize as a staple food crop; high dependence on few crops, especially tobacco for export earnings; increasingly fragmented land tenure system; limited irrigation; lack of agriculture diversification; and limited investment in agricultural research and extension services.

Despite the challenges, there are several opportunities for enhancing agricultural production and productivity to catalyze inclusive wealth creation and self-reliance, including: an enabling and supportive policy environment; endowment of natural resources; availability of developed technologies that are ready for scaling-up; existence of some basic irrigation infrastructure; a youthful population in need of employment; and existence of supportive Government and development partners in the sector.

Transformation of the agriculture sector is, therefore, central to the achievement of MW2063; requiring a shift from low productivity and subsistence-oriented agriculture to a highly productive and commercialized agriculture system with manufacturing linkages. This will attract investment in value addition and agro-processing; resulting in the inclusive creation of employment, wealth and, ultimately, economic self-reliance. A rise in agricultural production and productivity above the subsistence requirement will result in an increase in the volume of marketable surplus, thereby propelling value-addition and industrialization. Malawi will be much more food secure as a nation if most workers are able to find non-agricultural jobs that offer important advantages over those obtainable currently under farming.

MIP-1 targets to grow the share of agriculture, forestry and fishing to GDP from 22.8 percent in 2020 to about 30 percent by 2030. The average

value addition for crops, livestock, forestry and fisheries will have grown from about K403 billion in 2019 to about K680 billion by 2030. MIP-1 also emphasizes on expanding the area under commercial agriculture from 16 percent in 2020 to at least 40 percent in 2030.

**The following are game changer interventions that will transform the agriculture sector in Malawi:**

- 1. Land titling to offer land tenure security for long-term investments.**
- 2. Strengthening agricultural extension services to improve agricultural production and entrepreneurship.**
- 3. Sustainable access to high quality affordable inputs and modern production technologies.**
- 4. Introduction and sustainability of structured markets for all strategic agriculture commodities (as prioritized under the existing NES).**
- 5. Scaling up of vibrant cooperatives for easing access to markets, financing, extension services, and input supply.**
- 6. Investment in infrastructure for large-scale irrigation.**

To have an optimally productive and commercialized agriculture sector, MIP-1 will focus on the following priority areas in which the game changing interventions are embedded:


- 1. *Agriculture Diversification:*** A strong diversification program backed by effective extension services into production of higher-value crops (including horticulture), livestock and fisheries; with niche products largely destined for the export market.
- 2. *Irrigation Development:*** Investments in sustainable irrigation systems to optimally harness the productivity and commercialization drive while averting adverse climatic variability.
- 3. *Anchor Farms:*** Big aggregate farms and/or cooperatives that best unleash the potential production and productivity of commercial smallholder farmers to generate surplus raw materials for industrialization.
- 4. *Agriculture Inputs:*** A sustainable high-quality input supply and access system.

5. **Agricultural Mechanization:** Increased mechanization and use of modern technologies (including digital) that can also make agriculture attractive to young people.

**Investing in genetic improvement programs for generation of high yielding crop varieties, fast growing animal and fish breeds and scaling up seed and animal multiplication.** ”

6. **Structured Markets:** Ensuring well-functioning structured agricultural markets that can generate high farmer incomes, release agricultural labour and stimulate demand in the other sectors of the economy.

7. **Agriculture Research, Innovation and Dissemination:** Investing in genetic improvement programs for generation of high yielding crop varieties, fast growing animal and fish breeds and scaling up seed and animal multiplication.



**Table 1: Key Strategies and Interventions for Agricultural Productivity and Commercialization**

Outcome	Strategies	Prioritized Interventions	5-Year Quick Wins	Implementation Period	Responsible Lead Institution
<b>Legislation and Institutional Capacity Building</b>					
Improved land tenure	Developing and enforcing land-related regulatory frameworks	Legislate irrigation schemes for secure land user rights	✓	2022-2023	Ministry responsible for irrigation
		Review land laws to establish clear land titling and roles of land tribunals in terms of land acquisition for agriculture investment	✓	2021-2022	Ministry responsible for lands
Improved access to farm inputs	Reviewing and enacting legislation for access to farm inputs	Review the Fertilizer, Farm Feeds and Remedies Act to address quality standards and supply system	✓	2021-2022	Ministry responsible for agriculture
Enhanced agricultural marketing (including agricultural products pricing)	Formulating and harmonizing agriculture marketing laws and policies	Review laws that relate to the crops and products earmarked for promotion under the existing NES	✓	2021-2023	Ministry responsible for trade
		Review agriculture pricing policies to provide incentives for production and ensure food security	✓	2021-2023	Ministry responsible for agriculture
		Formulate policy/legislation on contract farming for smallholder/out grower arrangements	✓	2021-2023	Ministry responsible for agriculture
		Legislate for minimum product quality standards for agricultural exports, in conformity with World Trade Organisation (WTO) provisions	✓	2021-2023	Ministry responsible for trade
		Legislate for the establishment of structured markets for all the existing NES prioritised strategic agricultural crops, livestock and fisheries	✓	2021-2023	Ministry responsible for trade
		Legislate border/port/airport Inspection & Quarantine Systems to assure quality of food imports and exports	✓	2023-2024	Ministry responsible for trade

Outcome	Strategies	Prioritized Interventions	5-Year Quick Wins	Implementation Period	Responsible Lead Institution
<b>Legislation and Institutional Capacity Building</b>					
Enhanced capacities for institutions	Building the capacities of the institutions coordinating the agriculture productivity and commercialization interventions	Develop and implement Strategic Plans for the Ministry coordinating this Pillar		2021-2030	Ministry responsible for agricultural productivity and commercialization
		Build the institutional, technical and human resource capacity in the institutions that will be coordinating agriculture commercialization and productivity (with adherence to minimum requirements)		2021-2030	OPC and Ministry responsible for finance
<b>Agricultural Diversification</b>					
Improved agricultural diversification	Diversifying towards high-value crops, livestock and fisheries in line with emerging local and international demands (as well as NES II)	Provide fiscal incentives for the production of high value non-traditional crops such as industrial hemp, flowers, horticulture, cereals (especially rice and wheat), legumes, cotton, macadamia, pulses and livestock products as defined under NES II	✓	2021-2023	Ministry responsible for finance
		Scale-up fish cage farming on Lake Malawi for commercial aquaculture	✓	2021-2023	Ministry responsible for fisheries
		Establish fish feed manufacturing centres in 4 of the aquaculture potential zones	✓	2021-2025	Ministry responsible for fisheries
<b>Irrigation Development</b>					
Increased area under irrigation	Promoting Small- and Large-scale Irrigation	Construct large-scale irrigation schemes and support initiatives by the private sector in this area		2021-2030	Ministry responsible for irrigation
		Rehabilitate irrigation schemes	✓	2021-2025	Ministry responsible for irrigation

Outcome	Strategies	Prioritized Interventions	5-Year Quick Wins	Implementation Period	Responsible Lead Institution
		Map and develop all potential irrigation areas and their respective crop/fisheries integration	✓	2021-2023	Ministry responsible for irrigation
		Establish joint ventures (PPP) in irrigation infrastructure and development	✓	2021-2025	Ministry responsible for irrigation
		Implement Small Farms Irrigation Project II	✓	2021-2025	Ministry responsible for irrigation
		Expand area under Greenbelt Initiative	✓	2021-2025	Ministry responsible for greenbelt initiative
<b>Anchor Farms</b>					
Improved agriculture commercialization	Promoting commercialized farming	Support the establishment of anchor farms that connect with surrounding smallholder farmers in the production of localized agricultural products (livestock, crops [including horticulture], bee keeping, and fish) across the country	✓	2022-2025	Ministry responsible for agriculture
		Facilitate the establishment of at least one mega-farm in each district as per the existing NES high value crops, fisheries and livestock	✓	2022-2025	Ministry responsible for agriculture
		Conduct audit of all commercial farm lands to identify and revamp idle farms	✓	2021-2023	Ministry responsible for lands
		Reinvigorate utilization of idle Press Agriculture commercial farms	✓	2021-2023	Ministry responsible for agriculture
		Expand agriculture in prisons to produce excess for marketing	✓	2021-2025	Ministry responsible for prisons
		Support the establishment of green-house farms and hydroponics, principally through cooperatives, to make best use of small land-holdings for nutrition and markets	✓	2021-2025	Ministry responsible for agriculture

Outcome	Strategies	Prioritized Interventions	5-Year Quick Wins	Implementation Period	Responsible Lead Institution
<b>Agriculture Inputs</b>					
Increased access to high quality farm inputs	Facilitating timely and equitable access to high quality farm inputs, including inorganic and organic fertilizer, improved seed and livestock breeds, and fish fingerlings	Establish at least 4 zonal livestock and fish multiplication sites	✓	2021-2023	Ministry responsible for agriculture
		Develop a fertilizer production plant	✓	2023-2024	Ministries responsible for industry and agriculture
		Multiply and distribute seed of high value crops as defined under the existing NES	✓	2021-2030	Ministry responsible for agriculture
		Review farm input subsidy strategy for proper cost sharing, and diversification to other agricultural products and commercial farmers	✓	2022-2024	Ministry responsible for agriculture
<b>Agricultural Mechanization</b>					
Increased agriculture mechanization	Mechanizing farm activities to raise productivity and attract the youth into agriculture	Implement farm machinery and equipment hire and ownership scheme especially targeting cooperatives and the youth		2021-2030	Ministry responsible for agriculture
		Build capacity in management, operation and maintenance of agriculture machinery and equipment	✓	2021-2030	Ministry responsible for agriculture
		Facilitate the production of low cost and small-scale farm machineries for farmers, largely through PPP arrangements		2022-2030	Ministry responsible for industry
		Increase youth accessibility to farm equipment through youth cooperatives by offering machinery through soft loans and tax exemptions	✓	2021-2030	Ministry responsible for agriculture

Outcome	Strategies	Prioritized Interventions	5-Year Quick Wins	Implementation Period	Responsible Lead Institution
<b>Structured Markets</b>					
Strengthened high value markets	Developing structured markets	Establish aggregation centres and commodity exchanges largely targeting small scale farmers in rural areas	✓	2021-2023	Ministry responsible for trade
		Organize farmers into functional cooperatives	✓	2021-2025	Ministry responsible for cooperatives
		Reform ADMARC into a fully functional agriculture produce commercial entity with international market linkages	✓	2021-2023	Ministry responsible for agriculture
	Strengthening and harmonizing Agriculture Market Information System	Create local agricultural marketing information sharing platforms at ADC level	✓	2021-2023	Ministry responsible for agriculture
		Digitize agricultural marketing information system through mobile Apps, SMS, electronic media		2021-2023	Ministry responsible for agriculture
	Promoting Standardisation and certification of products	Expand the acquisition of quality accreditation equipment	✓	2021-2023	Ministry responsible for products standardization and accreditations
		Capacitate product quality accreditation institutions	✓	2021-2030	Ministry responsible for product quality accreditation
		Capacitate producers' compliance to international/regional standards for increased market access	✓	2022-2025	Ministry responsible for compliance with international/regional standards
	Promoting agricultural value addition and agro-processing	Set up agro-processing, packaging and storage facilities for small scale processing and value addition	✓	2021-2030	Ministry responsible for industry



Outcome	Strategies	Prioritized Interventions	5-Year Quick Wins	Implementation Period	Responsible Lead Institution
Improved management of post-harvest losses	Promoting technologies that reduce post-harvest losses in storage, preservation and food processing	Promote the use of sustainable storage facilities at household and national levels	✓	2021-2030	Ministry responsible for agriculture
		Expand storage capacity for grains and legumes		2021-2030	Ministry responsible for agriculture
Strengthened extension services in agri-entrepreneurship	Strengthening the country's capacity to provide relevant, market-oriented agricultural extension services	Implement farmer organization development and empowerment program, including support to productive people with disability	✓	2021-2024	Ministry responsible for agriculture
		Develop specialized tailor-made and bi-directional learning of extension services focusing on commercial agricultural value chains	✓	2021-2025	Ministry responsible for agricultural extension services
		Enhance youth agriculture entrepreneurship through model youth agripreneurs to provide mentorship	✓	2021-2030	Ministry responsible for agriculture
<b>Agricultural Research, Innovation and Dissemination</b>					
Enhanced agriculture research and innovation	Developing and strengthening commodity genetic improvement programs – for growth, drought and pest and disease tolerance	Scale-up the Fish Genetic Improvement Program		2021-2030	Ministry responsible for fisheries research
		Scale-up the Crops (Cereals, legumes, Roots & tubers, horticulture) Genetic Improvement Program		2021-2030	Ministry responsible for agricultural research
		Scale-up the Livestock Genetic Improvement Program		2021-2030	Ministry responsible for agricultural research
		Build capacity of the Pest and Diseases Research Unit		2021-2030	Ministry responsible for agriculture

Outcome	Strategies	Prioritized Interventions	5-Year Quick Wins	Implementation Period	Responsible Lead Institution
		Build research capacity in non-traditional crops, such as industrial hemp	✓	2021-2023	Ministry responsible for agriculture
		Conduct research to establish appropriate climate smart agriculture technologies to adopt for different zones and farm systems		2021-2030	Ministry responsible for agricultural research
	Expanding the use of ICT and innovation in agriculture	Develop and upscale ICT technologies for weather Early Warning Systems, irrigation, and marketing		2021-2025	Ministry responsible for weather and early warning systems
		Develop guidelines, certification criteria, award systems, support, patenting and marketing of agricultural innovations	✓	2021-2025	Ministry responsible for trade
		Build foresight capacity, including modelling and systematic analysis to better understand future scenarios on opportunities and challenges in agriculture productivity and commercialization		2021-2030	Ministry responsible for agricultural research
	Improving fertilizer use efficiency	Conduct a soil fertility analysis (soil carbon mapping) for specific fertilizer recommendations in agro-ecological zones	✓	2021-2024	Ministry responsible for agricultural research
Sustainable adoption of agriculture practices and technologies	Disseminating agriculture information	Establish an annual agriculture knowledge sharing forum		2022-2030	Ministry responsible for agriculture
		Conduct coordinated field days to showcase best practices and new technologies		2022-2030	Ministry responsible for agriculture
		Strengthen linkages between research, vocational education, and extension services		2021-2030	Ministry responsible for agriculture



## Pillar 2: Industrialization

**Objective: To have a vibrant knowledge-based economy with a strong manufacturing industry driven by productive and commercially vibrant agriculture and mining sectors.**

Industrialization is central to Malawi's transformation agenda of inclusive wealth creation and self-reliance. Industrialization will transform the economy from being predominantly consuming and importing to predominantly producing and exporting. To pursue industrialization, manufacturing must have strong backward and forward linkages with the agriculture, mining and services sectors. This is needed to raise per capita income, create decent and sufficient rural and urban jobs as well as viable entrepreneurship opportunities for both men and women. Over time, as the population grows and is faced with limited land holdings, the majority will need to work in industries and associated service sectors. An integrated industry will also widen the tax base to finance Malawi's welfare requirements and address unsustainable trade deficits.

However, Malawi's industrial base is very narrow. During the past decade, the share of manufacturing to GDP grew from 10.7 percent in 2013 to about 12.2 percent in 2020. Industrialization has stagnated mainly because of high production costs due to: inefficiencies in energy and transport; poor standards leading to non-competitive products on international markets; lack of appropriate skills and uptake of technologies; high costs of doing business and deficient enabling infrastructure; low access to export markets; governance challenges

**Other strategic sectors, like mining, have tremendous potential to support industrialization in Malawi, yet they have not been fully harnessed.** ”

with regard to policy making and implementation (unpredictable policy environment); and non-conducive environment for the growth of small and medium scale enterprises (SMEs), among other challenges. Generally, the environment, characterized by intermittent access to power, poor transport network and storage infrastructure and high interest rates which limit access to affordable finance, among others, has not been favorable for the growth of the manufacturing sector. Moreover, existing manufacturing activities are small-scale and limited to low-value products from agro-based processing.

Other strategic sectors, like mining, have tremendous potential to support industrialization, yet they have not been fully harnessed. Currently, the mining sector contributes only about one percent to national income. The mining sector is characterized by rampant informal artisanal and small-scale mining (ASM), illegal mining and export of raw minerals. Developing strategic minerals and linking them with the local production of fertilizer, steel and energy, among others, will harness import substitution and high-value export potential of uranium, rare earths, niobium, gold and gemstones

to support the inclusive wealth creation and self-reliance agenda. Value addition in mining will increase the returns from minerals while creating more jobs.

The industry sector has a lot of opportunities which include the availability of many minerals that could be exploited and transformed into high value products; and many special crops such as industrial hemp, flowers, legumes, cotton, cereals (including rice and wheat), macadamia, pulses and horticulture that provide important raw materials for manufacturing. These, taken together, can reduce unemployment by more than 70 percent among the youth. Industrialization in agriculture, mining and other strategic sectors will be enabled by a vibrant private sector with strong public-private alliances. During this implementation period, a trailblazing parastatal will be established that will facilitate financing for value-adding industries as part of the inclusive democratic developmental state philosophy underpinning MW2063.

MIP-1, therefore, aims at improving the share of manufacturing to GDP from 9.1 percent in 2020 to at least 13 percent by 2030. Similarly, the share of mining to GDP will increase from 0.8 percent in 2020 to at least 10 percent in 2030; and the share of export of non-agricultural products to total exports is expected to improve from 20 percent in 2020 to at least 25 percent by 2030. Industrialization will be key in creating jobs especially for the youth. Employment in industry will, therefore, have to increase from 13.8 percent in 2019 to at least 16.1 percent by 2030.

**The following are game changer interventions that will jumpstart and sustain the industrialization drive:**

1. **Development of strategic economic infrastructure that facilitates affordable and sustainable services: massive production of power; a transport network that connects strategic sectors of the economy; and ICT.**

2. **Establishment of industry and mining investment trailblazer parastatal(s) that will operate in strong alliance with the private sector.**
3. **Establishment of a mining regulatory authority.**
4. **Establishment of a structured market for all strategic minerals.**

Under MIP-1, industrialization will focus on the following priority areas in which the game changing interventions are embedded:

1. **Industrializing Mining:** Developing mines, mostly through PPP arrangements.
2. **Diversification, Value Addition and Competitiveness largely targeting the Export Market:** Increasing the transformation of raw materials in the agriculture and mining sectors into high value products largely for export and the creation of employment, including employment for skilled and unskilled youth.
3. **Creation of Special Economic Zones and Export Processing Zones:** that promote trade and exports.
4. **Research, Science, Technology and Innovation:** Commercializing locally-generated STI and adapting for scaling-up those impactful STIs that are catalyzing industrialization in other countries.

**Industrialization in agriculture, mining and other strategic sectors will be enabled by a vibrant private sector with strong public-private alliances.** ”



**Table 2: Key Strategies and Interventions for Industrialization**

Outcome	Strategies	Prioritized Interventions	5-Year Quick Wins	Implementation Period	Responsible Lead Institution
<b>Legislation and Institutional Capacity Building</b>					
Improved Governance of the industry sector	Developing and strengthening legislative and regulatory frameworks for mining and petroleum sector development	Establish a Mining Regulatory Authority	✓	2021-2022	Ministry responsible for mining
		Finalize the Petroleum (Exploration and Production) Policy	✓	2021-2022	Ministry responsible for energy
		Review the Cooperatives Societies Act	✓	2022-2023	Ministry responsible for cooperatives
		Review the Mines and Minerals Policy	✓	2021-2023	Ministry responsible for mining
		Review the Artisanal and Small-Scale Mining Policy	✓	2021-2023	Ministry responsible for mining
		Review the Petroleum (Exploration and Production) Act, including the subsidiary legislation	✓	2021-2023	Ministry responsible for energy
		Review the Explosives Act, including the subsidiary legislation	✓	2022-2023	Ministry responsible for mining
		Finalise the review of the Mines and Minerals (Mineral Title) regulations.	✓	2021-2022	Ministry responsible for mining
	Finalise the Mines Safety Regulations	✓	2021-2022	Ministry responsible for mining	
	Providing a conducive policy environment on mining, including fiscal regimes	Review monetary and fiscal incentives for the mining sector	✓	2021-2025	Ministry responsible for finance

Outcome	Strategies	Prioritized Interventions	5-Year Quick Wins	Implementation Period	Responsible Lead Institution
	Promoting participation of local communities in mining	Review and formulate mining laws to allow participation of local communities and the youth through cooperatives; and ensure access to markets for the cooperatives	✓	2021-2030	Ministry responsible for mining
	Reviewing relevant legislative and policy framework for industrialization	Review National Industrial Policy to incorporate issues of industrial strategies and roadmap	✓	2022-2023	Ministry responsible for industry
		Facilitate enactment of Special Economic Zones legislation and regulations to cover all strategic sectors	✓	2021-2022	Ministry responsible for special economic zones
		Develop National Economic Empowerment Strategy for indigenous industrialists	✓	2021-2022	Ministry responsible for industry
		Review legislative Frameworks for joint ventures (Public Private Partnerships Act, Companies Act, Investment and Export Promotion Act)	✓	2021-2023	Ministry responsible for industry
		Develop Industry legislative Frameworks for all strategic industrial-linked agricultural products such as sugar	✓	2021-2022	Ministry responsible for industry
Enhanced capacities for the institutions coordinating the Pillar	Building the capacities of the institutions coordinating mining and industry development interventions	Develop and implement Strategic Plans for the Ministry(ies) coordinating this Pillar	✓	2021-2030	Ministries responsible for industrialization
		Build the institutional, technical and human resource capacity in the institutions that will be coordinating mining and industrialization (with adherence to minimum requirements)		2021-2030	OPC and Ministry responsible for finance

Outcome	Strategies	Prioritized Interventions	5-Year Quick Wins	Implementation Period	Responsible Lead Institution
<b>Industrializing Mining</b>					
Increased investment in mining	Establishing mines and investment companies that use minerals as raw materials largely through PPPs	Operationalize National Mining Investment and Development Corporation to facilitate PPPs	✓	2022-2023	Ministry responsible for mining
		Support establishment of large private mining companies largely promoted under PPPs		2021-2030	Ministry responsible for mining
		Establish and capacitate inclusive local cooperatives with mining skills	✓	2021-2030	Ministry responsible for mining
	Enhancing exploration of strategic minerals of national importance (Agro minerals, Energy minerals and Industrial minerals)	Finalize geo-mineral resource mapping across the country	✓	2021-2023	Ministry Responsible for mining
		Facilitate exploitation of uranium, coal, rare earths, niobium, iron ore, rock phosphate, limestone, gypsum, pyrite and other precious metals and minerals		2022-2030	Ministry responsible for mining
		Operationalize Kanyika Niobium Mining	✓	2022-2024	Ministry responsible for mining
		Re-commission Kayelekera Uranium with properly negotiated agreements	✓	2021-2023	Ministry responsible for mining
		Facilitate increase in cement production	✓	2022-2025	Ministry responsible for industry
		Facilitate development of Malingunde Graphite and Kasiya Rutile Project	✓	2021-2023	Ministry responsible for mining
		Facilitate development of mining of rare earth minerals in Phalombe (Songwe Hills)	✓	2021-2023	Ministry responsible for mining
Improved transparency and management of the sector	Operationalizing the Extractive Industries Transparency Initiative	Undertake annual mining audit	✓	2021-2030	Ministry responsible for mining

Outcome	Strategies	Prioritized Interventions	5-Year Quick Wins	Implementation Period	Responsible Lead Institution
<b>Diversification, Value Addition and Competitiveness largely targeting Export Market</b>					
Increased value addition in mining	Promoting value addition and structured markets in the mineral and petroleum sector	Profile high value minerals for the development of industry value chains	✓	2021-2022	Ministry responsible for mining
		Establish structured markets for all high-value minerals	✓	2021-2025	Ministry responsible for trade
		Develop a National Strategy on Mineral Beneficiation and Value Addition	✓	2021-2023	Ministry responsible for mining
		Establish model mineral value addition centers	✓	2022-2026	Ministry responsible for mining
		Introduce mineral and petroleum value addition curricula (including mining and energy law) in technical colleges and universities.	✓	2021-2025	Ministry responsible for education
		Invest in steel manufacturing for various equipment and tools	✓	2023-2026	Ministry responsible for industry
		Re-demarcate oil and gas blocks and develop a licensing criterion for awarding oil and gas blocks		2022-2025	Ministry responsible for energy
Improved investment facilitation to enhance exports and import substitution	Establishing industrial supportive institutions and strategic facilities for industrial zones	Establish a Development Catalyzing Corporation as an investment promoter	✓	2021-2022	Ministry responsible for economic planning
		Support establishment of anchor firms in designated areas of secondary cities for niche products and selected high value chains from the existing NES and Agriculture Commercialization Projects, largely through PPP arrangements	✓	2022-2030	Ministry responsible for industry
		Support the creation of development financing instruments in the existing commercial banks and other financial institutions	✓	2021-2025	Ministry responsible for finance



Outcome	Strategies	Prioritized Interventions	5-Year Quick Wins	Implementation Period	Responsible Lead Institution
Increased Participation of MSMEs in value addition activities	Promoting capacity building programmes for MSMEs	Establish Industry Directorates at all Local Councils to undertake industrial functions, including SMEs and Cooperatives promotion and development activities at district level	✓	2022-2024	Ministry responsible for industry
		Establish secondary cooperatives (Cooperative Unions) for specific value chains identified for each district to undertake processing and value addition services for primary cooperatives	✓	2022-2026	Ministry responsible for cooperatives
		Build capacity of MSMEs and marginalized groups to effectively implement SME order		2021-2030	Ministry responsible for MSMES
		Develop standards for all products identified in the SME order	✓	2021-2022	Ministry responsible for products standards
		Expand certification of standards		2021-2022	Ministry responsible for products standards
		Promote rural-based agricultural value addition infrastructure development to enable women, people living with disabilities and youth participation in industrialization		2022-2026	Ministry responsible for industry
Expanded international markets for the country's strategic products	Enhancing international cooperation on investment and trade	Map and profile international opportunities for prioritizing investments in strategic sectors as defined by the existing NES (Economic Intelligence)	✓	2021-2023	Ministry responsible for trade
		Align tax, tariff and excise to SADC-COMESA best practice	✓	2021-2022	Ministry responsible for finance
Increased youth employment	Improving youth employment	Establish job centers	✓	2021-2023	Ministry responsible for labour
Improved efficiency in accessing information and services	Broadening the one-stop centre initiative	Establish one-stop business information and services provision centers in district councils across the country to cater for SMEs, cooperatives and industries	✓	2021-2023	Ministry responsible for trade

Outcome	Strategies	Prioritized Interventions	5-Year Quick Wins	Implementation Period	Responsible Lead Institution
<b>Creation of Special Economic Zones (SEZs) and Export Processing Zones (EPZs)</b>					
Functional Special Economic Zones	Improving infrastructure to operationalize SEZs and EPZs	Develop support infrastructure for the SEZs and EPZs	✓	2022-2030	Ministry responsible for Industry
		Build freeport facilities at Kamuzu, Chileka and Mzuzu airports		2022-2030	Ministry responsible for trade
		Establish a national single window for trade	✓	2021-2022	Ministry responsible for trade
	Promoting industrialization through economic incentive structures and programs	Develop SEZs targeting potential products for both domestic and export purposes with all commensurate support services (ie.g. banking, insurance and marketing)		2021-2026	Ministries responsible special economic zones development
		Develop industrial parks in strategic locations across all the regions of the country, especially in designated places (such as Area 55 in Lilongwe; Chigumula and Matindi in Blantyre; and Dunduzu in Mzuzu)	✓	2021-2025	Ministry responsible for industry
		Develop industrial extension program linking farmers and agro-processing industries	✓	2021-2025	Ministry responsible for industry
<b>Research, Science, Technology and Innovation</b>					
Increased innovations in industrialization	Promoting knowledge-based industrialization	Establish centers of excellence for critical industrial sector areas, including mining		2023-2030	Ministry responsible for skills development and industry
		Construct and rehabilitate minerals testing laboratories	✓	2021-2022	Ministry responsible for mining
		Re-design education curriculum to incorporate the requisite skills needed for the fourth industrial revolution	✓	2021-2024	Ministry responsible for education

Outcome	Strategies	Prioritized Interventions	5-Year Quick Wins	Implementation Period	Responsible Lead Institution
		Strengthen the Industrial, Research and Technology Centres to provide innovative solutions for industrialization priorities	✓	2021-2025	Ministries responsible for technology and innovation development
		Create a large Government-led innovation fund targeting individuals and institutions to develop innovations that can be patented		2023-2030	Ministry responsible for finance
	Promoting intellectual property rights	Develop contractual and licensing guidelines to facilitate the commercialization of IPRs	✓	2021-2022	Ministry responsible for intellectual property rights
		Establish and capacitate a functional Companies and Intellectual Property Office to promote and enforce intellectual property rights	✓	2021-2023	Ministry responsible for intellectual property rights



### Pillar 3: Urbanization

**Objective: To have world class urban centers and tourism hubs across the country, with the requisite modern socio-economic amenities.**

Urban centers are important to the national economy as they provide a ground for economic activities and infrastructural services. Malawi has four main cities, namely Blantyre, Zomba, Lilongwe and Mzuzu, which form the economic core of the national economy with total contribution to national GDP of 33 percent. This is far larger than their population share of 13 percent. In comparison, rural areas contain 85 percent of Malawi's population, but account for only 62 percent of national GDP. Developing urban centers in areas with significant economic potential will, therefore, help in getting the country to the middle-income status much earlier.

The need for urbanization has steadily risen over the years, given Malawi's high population growth rates (2.9 percent in 2018). Conservatively, it is expected that the country's population will more than double from the current 17.5 million to over 45 million by 2063. Nonetheless, Malawi's urban population of 15 percent remains persistently low and is among the lowest in the world. The need for urbanization is further intensified by the pressure on rural smallholder populations to migrate from subsistence farming, as plots of land decline to uneconomic levels. Some 75 percent of farmers have less than 1 hectare of land and other alternative rural livelihoods remain limited. However, urbanization will need a high degree of planning, investment, and enforcement mechanisms in order to address the risks that accompany the migration shifts. Rural-urban migration in Malawi is increasingly exerting

pressure on the already inadequate urban infrastructure, including housing facilities. Many urban centers are poorly planned and do not adequately provide services such as water supply and sanitation, electricity supply, education, health and transport. Failure to enforce city, municipal and town development master plans has frustrated efforts around planned urbanization. The need of taking development to the people through the creation of planned secondary cities based on existing economic potentials in those localities must happen earlier as part of operationalizing the inclusive wealth creation and self-reliance agenda.

Malawi has a diverse and scenic landscape which makes tourism a potential economic sector. However, the tourism sector has not been fully harnessed. Recent figures (2019) show that the tourism sector contributes 6.7 percent to the national GDP. The existing tourist attraction sites are not well serviced with good transport infrastructure, decent accommodation, affordable and fast internet connectivity, appropriate financial services and uninterrupted energy and water supply. Additionally, Malawi has not identified its special niche that attracts tourists to Malawi and nowhere else. Further, there is no linkage between tourism and urbanization as all cities are inland. This has deprived Malawi of the potential economic benefits from tourism that often come with having lakeshore cities where foreign delegates for meetings spend on leisure activities. Promoting Malawi largely through eco-tourism as the 'green warm heart of Africa' will be an important strategy under MIP-1.

Urban development, that includes tourist areas, will create opportunities that will facilitate the absorption of the unemployed population emanating from rural-urban migration. It is expected that a successful implementation of this Pillar will accord opportunity for comfortable lives to the 60 percent of urban Malawians currently living in informal settlements. Transformation of the agriculture sector and improved industrialization will lead to the creation of secondary cities across the country that will provide space for sustainable social economic activities.

It is, therefore, important to have well planned urban centers that will not only harness more of the country's wealth, but also take development (sustainable socio-economic services) to the people. Further, well planned urban centers will promote the efficient use of resources which will create more sustainable land use and protect the biodiversity of natural ecosystems. Urbanization of all tourist attraction sites will, therefore, harness

domestic, regional, and global tourist markets.

MIP-1 aims to decrease the proportion of the urban population living in informal settlements or inadequate housing from 60 percent in 2020 to 50 percent by 2030. In addition, tourism, which is a key sector supporting urbanization, will be developed to contribute at least 11 percent to GDP by 2030 from the current 6.7 percent.

**The following are game changer interventions that will fast-track urbanization:**

1. **Creation of secondary cities based on existing economic opportunities.**
2. **Establishing a minimum economic infrastructure package (energy, road network, ICT) for the cities as they generate 33 percent of the country's GDP.**
3. **Establishing a minimum tourism infrastructure package (air strips, access roads, ICT, energy) for each tourism centre; followed by massive promotion of the industry.**
4. **Introduction of innovative municipal financing and expansion of the revenue base.**
5. **Enforcement of the Physical Planning Act, and related legislation and bylaws.**

Urbanization will focus on the following priority areas in which the game changers are embedded:

1. **Development of Secondary Cities:** *Developing secondary cities that are anchored by economic activities.*
2. **Infrastructure Development Planning and Investment in Cities and Towns:** that is regulated and controlled, providing economic opportunities, easy communication and closer connectivity to socio-economic amenities.
3. **Sustainable Municipal Self-financing Mechanisms:** enhancing own revenue generation and management capacities for city, town and district councils.
4. **Tourism Development:** that will provide economic opportunities for the development of secondary cities.

Table 3: Key Strategies and Interventions for Urbanization

Outcome	Strategies	Prioritized Interventions	5-Year Quick Wins	Implementation Period	Responsible Lead Institution
<b>Legislation and Institutional Capacity Building</b>					
Robust legislative framework that supports sustainable urbanization and embraces green technologies	Promoting and enforcing land laws and reforms	Develop and review laws and policies for urban land use and urban development	✓	2021-2023	Ministry responsible for lands
		Review urban laws and policies to transfer urban land management functions to town/city councils	✓	2021-2023	Ministry responsible for lands
		Review and harmonize the various pieces of creative arts and heritage legislation and align them to those at the regional and international level	✓	2021-2025	Ministry responsible for creative arts
		Conduct civic education on urban development, subsidiary legislation and emerging issues	✓	2021-2023	Ministry responsible for civic education
	Strengthening tourism regulatory framework	Develop and review laws and policies that foster eco-tourism	✓	2021-2023	Ministry responsible for tourism
	Harmonizing regulations for audio-visual works for the Africa Region	Review regulations for audio-visual works for the Africa Region	✓	2021-2023	Ministry responsible for tourism
Enhanced capacities for the institutions coordinating the Pillar	Building the capacities of the institutions coordinating urbanization interventions	Develop and implement Strategic Plans for the Ministry(ies) coordinating this Pillar	✓	2021-2030	Ministries responsible for urbanization
		Build the institutional, technical and human resource capacity in the institutions that will be coordinating urbanization (with adherence to minimum requirements)		2021-2030	OPC and Ministry responsible for finance

Outcome	Strategies	Prioritized Interventions	5-Year Quick Wins	Implementation Period	Responsible Lead Institution
<b>Development of Secondary Cities</b>					
Increased urbanization	Developing secondary cities that are anchored by economic activities	Create tailor made anchor investments with potential of pulling private investments in the 8 pilot secondary cities <sup>1</sup>		2022-2030	Ministry responsible for local government
		Develop master plans for the 8 upcoming secondary cities	✓	2022-2023	Ministry responsible for urban planning
		Establish, through legislation, a Secondary Cities Development Agency/Corporation to accelerate the creation of secondary cities	✓	2022-2025	Ministry responsible for local government
<b>Infrastructure Development Planning and Investment in Cities and Towns</b>					
Enhanced planned urban development	Developing and investing in urban planning	Develop/update master plans for the existing cities of Lilongwe, Blantyre, Zomba and Mzuzu	✓	2021-2022	Ministry responsible for urban planning
		Capitalize a land development fund to make fully serviced land available for residential, industrial, commercial and social services development		2021-2030	Ministry responsible for finance
		Enforce adherence to the master plans in all cities, including development of 'ecological corridors'	✓	2021-2030	City Councils
		Digitize land records, systems and processes.	✓	2021-2023	Ministry responsible for lands
	Improving availability of geospatial information	Develop a GPS-trackable digital database of all real estates and properties in the towns and cities	✓	2021-2023	Ministry responsible for lands
		Modernize the geodetic network	✓	2021-2023	Ministry responsible for lands
		Establish a National Spatial Data Centre		2022-2025	Ministry responsible for lands
		Track and monitor adherence to land-related standards and guidelines		2021-2030	Ministry responsible for lands

<sup>1</sup> These are Karonga, Nkhata Bay, Kasungu, Salima/Chipoka, Mangochi/Monkey Bay, Liwonde, Luchenza, Bangula.


Outcome	Strategies	Prioritized Interventions	5-Year Quick Wins	Implementation Period	Responsible Lead Institution
	Creating cities without slums	Construct standard flats with basic necessities in select high-density locations in the country's cities and towns		2022-2030	Ministry responsible for housing
		Develop and implement a green housing development programme		2021-2030	Ministry responsible for housing
	Establishing and developing a minimum infrastructure package (water, sanitation, energy, road network, public transport, ICT) for the cities and towns	Implement an integrated infrastructure development plan in cities and towns	✓	2022-2030	City and town councils
	Enhancing security and adherence to plans and bylaws	Create municipal police for each of the major cities/towns	✓	2022-2023	Ministry responsible for local government
		Set up and operationalize municipal courts to try bylaw offenders	✓	2022-2023	Ministry responsible for local government
<b>Sustainable Municipal Self-financing Mechanisms</b>					
Improved revenue collection		Implement innovative, cost effective valuation and billing of all city properties in order to significantly spread the property tax burden and improve revenue	✓	2022-2023	City councils



Outcome	Strategies	Prioritized Interventions	5-Year Quick Wins	Implementation Period	Responsible Lead Institution
		Transfer all public land in cities and town jurisdictions to town/city councils to comply with the land laws and to expand revenue base for councils through ground rent	✓	2022-2023	Ministry responsible for lands
		Modernize revenue collection by designing, developing and operationalizing deployment of digital geographic information database of all ratable properties in all councils	✓	2021-2025	Ministry responsible for local government
	Providing a conducive environment for formal business development	Construct basic marketing infrastructure for SMEs, especially for cooperatives across the country's districts		2021-2030	Ministry responsible for local government
<b>Tourism Development</b>					
Improved tourism infrastructure	Improving service infrastructure in all tourist attraction centers	Develop and implement a tourism investment masterplan (to include a minimum tourism infrastructure package and setting aside land for tourism)	✓	2022-2024	Ministry responsible for tourism
		Construct water sports infrastructure in the lakeshore districts of Karonga, Nkhatabay, Salima, and Mangochi		2022-2025	Ministries responsible for sports and local government
		Rehabilitate air strips in all tourist attraction sites such as Club Makokola, Salima and Mzuzu	✓	2022-2025	Ministry responsible for aviation
Increased visibility and market for tourism and cultural products and services	Developing a tourism marketing strategy for the country that targets both local and foreign tourists	Conduct civic education on the benefits of local and international tourism		2021-2030	Ministry responsible for tourism
		Establish a system that provides preferential treatment to domestic tourists	✓	2021-2023	Ministry responsible for tourism

Outcome	Strategies	Prioritized Interventions	5-Year Quick Wins	Implementation Period	Lead Institution
		Provide a conducive fiscal regime and business environment for investors in the tourism sector		2021-2030	Ministry responsible for finance
		Review tourist visa requirements to attract tourists	✓	2021-2023	Ministry responsible for immigration
		Diversify big direct airlines from the region and overseas by reviewing airline landing fees and airspace agreements	✓	2021-2023	Ministry responsible for aviation
		Provide necessary services (such as free internet, banks, access roads, decent accommodation) in tourist attraction sites	✓	2021-2023	Ministry responsible for tourism
Accelerated growth of the creative industries and heritage subsectors	Developing a creative arts and heritage industry	Establish online hubs for the promotion of creative arts at local and international markets	✓	2021-2023	Ministries responsible for trade and arts
		Establish capacity building programmes for creative arts at national and decentralized levels	✓	2021-2023	Ministry responsible for creative arts
		Organize promotional events, festivals, groupings and awards for the youth in creative arts and sports	✓	2021-2030	Ministry responsible for creative arts
		Introduce and sustain innovations which will scale up the preservation, presentation, and marketing of cultural and natural heritage for tourism development	✓	2022-2030	Ministry responsible for culture
		Develop creative industries and heritage infrastructure in the potential districts and cities		2022-2030	Ministry responsible for culture
		Preserve museum artefacts and specimens; and upgrade retrieval system		2021-2030	Ministry responsible for museums

Outcome	Strategies	Prioritized Interventions	5-Year Quick Wins	Implementation Period	Lead Institution
	Scaling up exports of goods and services from local tourism and cultural industries	Facilitate investment in diversified tourism products such as heritage tourism, medical tourism and community-based tourism, among others		2021-2030	Ministry responsible for tourism
	Enforcing tourism industry standards and planning controls	Facilitate provision of appropriate incentives to promote foreign and local investment, especially in the Tourism Development Zones		2021-2030	Ministry responsible for finance



## Enabler 1: Mindset Change

**Objective: To have 'a united, patriotic and proud people' that believe in their own abilities and are active participants in building the nation towards its development goals.**

The realization of an inclusively wealthy and self-reliant Malawi demands the commitment of a transformed Presidency and citizenry that actively and positively contributes to national development. The attainment of national development aspirations will require the cultivation of new ways of thinking and doing things. Mindset change at the individual, community and national level is, therefore, important for instilling a culture of self-reliance towards the inclusive wealth creation agenda.

Malawi suffers from various challenges including endemic corruption, poor governance, high sense of economic dependence and weak institutions which consequently compromise public services provision. Corruption ranges from high-level political patronage to petty bribery which impedes service delivery. This situation entrenches patronage culture and renders "valueless" the virtues of hard work, merit and honest creation of wealth. Further, there is a general focus on negativity and pessimism among Malawians which establishes a spirit that "national transformation is impossible"; usually citing past policy failures as the main reason. Malawi needs to deal with these vices decisively as their persistence will affect the realization of the aspiration of inclusive wealth creation and attainment of self-reliance.

Nonetheless, Malawi is endowed with beautiful culture and a historic national unity which has been promoted since independence. In addition, Malawi has been known as the 'warm heart of Africa' with peace loving people. Building upon the prevailing peace and the freedom of worship, Malawians have an opportunity of changing to positive values and beliefs.

MIP-1 promotes national building through the preservation of a culture that encourages hard-work, self-belief and other positive ethical, moral and social norms. It is expected that upon change in mindset, Malawians will be active and meaningful participants in the implementation of various activities toward national development.

Mindset change will, therefore, be achieved through, among other things, development of a positive value system that includes unity, patriotism, integrity, hard work, self-help, an "I can do" attitude, and disdain for hand-outs.

**The following are game changer interventions for the transformation of mindset:**

- 1. Identifying and scaling-up of successful initiatives as part of the Ndizotheka Program<sup>2</sup>.**
- 2. Rewarding performance and penalizing mediocrity and corrupt officials.**
- 3. Inclusion and inculcation of values that will promote inclusive wealth creation and self-reliance in the country's education curriculum and system, starting with early child development.**

<sup>2</sup> This is a program being implemented by NPC to showcase progressive innovations, with a purpose of instilling confidence among the citizenry that there is progress being made and impressing on decision makers to scale them up.

Overall, the following will be the priority focus areas for mindset change in which the game changers are embedded:

- 1. Visionary and Transformative Leadership:** fostering a culture that does not accommodate mediocrity and the commercialization of politics.
- 2. Patriotism:** National pride and uplifting core values of our country.
- 3. Religious Values:** Largely driving moral values that unite Malawi as a nation.
- 4. Integrity:** Building corrupt-free minds and self-consciousness in doing the right thing at all times.
- 5. Hard Work and Self-reliance:** Discouraging non-productive and unsustainable subsidies and handouts at the individual, community and national level.
- 6. Building Positivity:** Instilling the mind-set of "ndizotheka" (it's possible).

Table 4: Key Strategies and Interventions for Mindset Change

Outcome	Strategies	Prioritized Interventions	5-Year Quick Wins	Implementation Period	Responsible Lead Institution
<b>Legislation and Institutional Capacity Building</b>					
Reduced cultural-driven crimes	Rooting-out harmful cultural practices	Legislate criminalization of all harmful cultural practices	✓	2022-2023	Ministry responsible for social welfare
Institutionalized national unity	Building national unity	Facilitate the enactment of the National Unity Bill	✓	2021-2022	Ministry responsible for national unity
		Criminalize regionalism, racism and tribalism	✓	2022-2023	Ministry responsible for national unity; and Parliament
		Develop a robust nation-wide communications strategy through which messages on mindset change will be created and disseminated	✓	2021-2022	Ministry responsible for civic education
Enhanced capacities for the institutions coordinating the Enabler	Building the capacities of the institutions coordinating the mindset change interventions	Develop and implement strategic plans for the Ministry(ies) coordinating this Enabler	✓	2021-2030	Ministries responsible for mindset change
		Build the institutional, technical and human resource capacity in the institutions that will be coordinating the mindset change interventions (with adherence to minimum requirements)		2021-2030	OPC and Ministry responsible for finance
		Develop a national social and behavioral change strategy targeting citizens, CSOs, private sector, and Government	✓	2021-2022	Ministry responsible for civic education
<b>Visionary and Transformative Leadership</b>					
Inclusive participation in national development	Cultivating transformative leadership for inclusive engagement of citizens in the national transformation agenda	Conduct civic education on inclusivity and ownership of MW2063		2021-2030	Ministry responsible for civic education
		Conduct civic awareness on transformative leadership at all levels		2021-2030	Ministry responsible for civic education

Outcome	Strategies	Prioritized Interventions	5-Year Quick Wins	Implementation Period	Responsible Lead Institution
		Mainstream participation of marginalized, vulnerable and disadvantaged groups in the formulation, implementation and realization of development plans		2021-2030	Ministry responsible for local government
		Establish and sustain local hubs and/or platforms (pabwalo) as discussion forums for the communities to discuss public issues at ADC level	✓	2021-2030	Ministry responsible for civic education
<b>Patriotism</b>					
Enhanced national pride	Intensifying the implementation of best buy Malawi strategy	Institute a cultural week as a hub for cultural marketing, eco-tourism and national unity	✓	2021-2022	Ministry responsible for culture
		Conduct civic education to promote national pride	✓	2021-2030	Ministry responsible for civic education
		Scale-up the best-buy Malawi strategy campaign	✓	2021-2030	Ministry responsible for trade
<b>Religious Values</b>					
Enhanced freedom of worship for religions that promote co-existence and prospering together as a nation	Entrenching religious values that promote prosperity through positive values	Orient religious groups to promote mindset change towards hard-work, wealth creation, prosperity, and self-reliance	✓	2021-2030	Ministry responsible for civic education

Outcome	Strategies	Prioritized Interventions	5-Year Quick Wins	Implementation Period	Lead Institution
<b>Integrity</b>					
Trusted and responsible Malawians	Inculcating and entrenching the spirit of ownership of national development	Revise school curricula to include ethics, integrity and positive values	✓	2022-2024	Ministry responsible for education
<b>Hard work and Self-reliance</b>					
Self-reliant Malawi	Instilling a culture of self-reliance	Introduce the National Community and Youth Service to nurture the self-help mindset	✓	2021-2023	Ministry responsible for youth
		Mobilize and sensitize communities to start conceiving and resourcing for their local development projects	✓	2021-2030	Ministry responsible for local government
<b>Building Positivity</b>					
Enhanced positive mindset	Cultivating a positive way of thinking and doing things	Profile and scale up transformative development initiatives and locally generated innovations and technologies - <i>ndizotheka initiative</i>	✓	2021-2030	Ministry responsible for economic planning
		Enforce legislation discouraging handouts	✓	2021-2030	Ministry responsible for enforcing the law that discourages hand-outs
	Consistent recognition of innovators	Scale up innovation competitions and scholarships		2022-2030	Ministry responsible for education





## Enabler 2: Effective Governance Systems and Institutions

**Objective: To have effective and efficient governance systems and institutions with strict adherence to the rule of law.**

Effective governance provides an enabling environment for sustainable national development. It consists of functional and accountable institutions by which authority is exercised within the framework of the Constitution and the law. This includes the electoral processes, government capacity to effectively formulate and implement sound policies, respect of citizens' rights, and, more importantly, the effective functionality of governance institutions that regulate and manage citizens' economic and social interactions.

While Malawi has been politically stable since independence, the governance system has not effectively performed to catalyze economic growth. The challenge has been lack of coherence in laws, policy frameworks, programs, as well as implementation and adherence to the same, among others. Coupled with this, is the lack of effective coordination of governance institutions at the national, subnational and local levels; impunity; slow delivery of judgements; and low availability and accessibility of courts, among others. Poor coordination of governance institutions threatens harmony and complementarity in advancing the rule of law, fighting corruption and efficiency in managing public functionaries.

As Malawi aspires for effective and efficient governance systems with strict adherence to the rule of law, a remarkable dent on ending corruption needs to be registered by reducing the Corruption Perception Index (score) from the current 31 (2019) to at least 42 by 2030. Malawi must also protect,

sustain and enhance the justice and peace that protects individuals' human rights and civil liberties. This will entail, amongst others, having strategies that will ensure independent and well capacitated governance institutions and adherence to the rule of law by duty bearers. The world ranking on Rule of Law (percentile rank) will have to improve from 43 in 2019 to at least 55 by 2030. Moving forward, MIP-1 aims to improve the Mo Ibrahim Index<sup>3</sup> of African Governance (IIAG) from the current score of 55.8 percent to at least 60 percent by 2030. At the global level, Malawi will have to improve the percentile World Governance ranking from 32<sup>nd</sup> in 2019 to at least 40<sup>th</sup> position by 2030.

On economic governance, the country is targeting to have a stable macroeconomic environment with a minimum of 6 months of import cover by 2030, from around 3 months in 2020. The country also targets to reduce the crime rate from 1.7 percent in 2012 to below 1.1 percent by 2030. Relatedly, the global peace ranking will improve from 59 in 2020 to below 35 by 2030. This will provide a safe and peaceful environment which could also attract private investment to boost the economy.

**The following are game changer interventions for effective governance systems and institutions:**

- 1. Digitalization of Government services.**
- 2. Enforcement of finance management laws, such as the Public Finance Management Act and the Public Procurement and Disposal of Public Assets Act.**
- 3. Enforcement of the rule of law without fear or favour, especially in dealing with corruption.**

<sup>3</sup> The Mo Ibrahim Index defines governance as the provision of political, social and economic public goods and services that every citizen has the right to expect from their government, and that a government has the responsibility to deliver to its citizens.

4. **Revision of the working conditions of public servants to motivate hard work and discourage corruption.**

5. **Full capacitation of oversight institutions and non-political interference in their operations.**

To ensure that governance systems and institutions are efficient and effective to deliver on the aspirations of MW2063, MIP-1 will focus on the following priority areas in which the game changers are embedded:

1. **Citizen Engagement, Participation and Fair Conduct of Elections:** meaningful participation of all citizens in the conceptualization, implementation and evaluation of national development activities, including the electoral process.

2. **Openness and Transparency:** Access to public information and promotion of accountability to and from the citizenry.

3. **Rule of Law:** Observance and enforcement of laws.

4. **Sustainable and Long-term Development Orientation:** Making decisions and taking actions that protect the rights of children and future generations.

5. **Sound Financial and Economic Management:** Observing prudence in financial and economic management.

6. **Human Rights and Cultural Diversity (Social Cohesion):** Realizing and protecting human rights in and through the delivery of public services.

7. **Sustainable Peace and Security:** Maintaining a peaceful Malawi.

**Table 5: Key Strategies and Interventions for Effective Governance Systems and Institutions**

Outcome	Strategies	Prioritized Interventions	5-Year Quick Wins	Implementation Period	Responsible Lead Institution
<b>Legislation and Institutional Capacity Building</b>					
Improved rule of law regulatory framework	Enhancing the recognition and protection of whistleblowers	Facilitate development of policies and legislation that enhances the protection of whistleblowers	✓	2021-2023	Ministry responsible for justice
	Improving the effective management of public finances	Finalize the review of the Public Finance Management (PFM) Act	✓	2021-2022	Ministry responsible for finance
		Review the Fleet Management Policy to make civil service transport system cost-effective	✓	2021-2022	Ministry responsible for finance
	Reviewing the legislative and policy framework on peace and security	Develop National Drugs Control Policy	✓	2022-2023	Ministry responsible for homeland security
Improved immigration services	Aligning immigration laws to standard international migration	Review Immigration Act and Refugees Act and adhere to them to fulfil international obligations	✓	2022-2023	Ministry responsible for homeland security
		Finalize Migration Policy for tracking history of application for citizenship	✓	2021-2022	Ministry responsible for homeland security
		Develop a policy and legislative framework for the adoption and use of DNA technologies and evidence in criminal investigations and proceedings	✓	2022-2024	Ministry responsible for justice
Enhanced capacities for the institutions coordinating the Enabler	Building the capacities of the institutions coordinating the effective governance systems and institutions interventions	Build the institutional, technical and human resource capacity in the institutions that will be coordinating the governance systems and institutions interventions (with adherence to minimum requirements)		2021-2030	OPC and Ministry responsible for finance
		Develop and implement Strategic Plans for the Ministry(ies) coordinating this Enabler	✓	2021-2030	Ministries responsible for effective governance institutions and systems

Outcome	Strategies	Prioritized Interventions	5-Year Quick Wins	Implementation Period	Responsible Lead Institution
<b>Citizen Engagement, Participation, and Fair Conduct of Elections</b>					
Increased citizen engagement in development	Scaling up citizen participation in national affairs	Reinforce mechanisms at decentralized levels for inclusive citizen engagement, particularly for women, youth and persons with disabilities	✓	2021-2030	Ministry responsible for local government
		Improve representation of minority groups in decision making platforms	✓	2021-2030	Ministry responsible for social welfare
		Build capacity of community leaders (including faith and traditional) in social accountability monitoring	✓	2021-2030	Ministries responsible for local government and social welfare
Improved electoral service delivery	Enhancing public trust and confidence in the electoral process, system, and institutions	Develop and implement a secure digital electoral system	✓	2022-2024	MEC
<b>Openness and Transparency</b>					
Increased accountability and transparency in public service delivery	Improving and promoting transparency and accountability in the management of public resources	Institute a citizen-Government forum that will have both the conventional and digital platforms	✓	2021-2023	Ministry responsible for civic education
		Enforce a public expenditure tracking system		2021-2030	Ministry responsible for finance
		Regularize user/client/customer satisfaction surveys	✓	2022-2030	OPC
	Building the capacities of the institutions coordinating the effective governance systems and institutions interventions	Publicize annual Key Performance Indicators (KPI) for Cabinet Ministers, heads of MDAs and statutory bodies	✓	2021-2030	OPC
		Introduce and sustain public hearings/inquiries on the performance of public functionaries	✓	2022-2030	OPC

Outcome	Strategies	Prioritized Interventions	5-Year Quick Wins	Implementation Period	Responsible Lead Institution
<b>Rule of Law</b>					
Improved adherence to the rule of law	Strengthening law enforcing agencies	Decentralize to district levels all public offices of governance oversight institutions (such as ACB, Ombudsman, Office of the Director of Public Officers' Declarations)	✓	2021-2030	Ministry responsible for justice
	Ensuring adequate resources and political independence for governance oversight institutions	Build institutional and human resource capacity in the justice system to handle cases timely		2021-2025	Ministries responsible for justice and finance and the Judiciary
		Construct offices for governance institutions	✓	2021-2025	Ministries responsible for lands and justice
		Construct Judicial Complex in Lilongwe		2021-2030	Judiciary and Ministries responsible for lands and finance
		Improve court infrastructure (including construction of new primary courts)		2021-2030	Judiciary and Ministries responsible for lands and finance
		Protect budgetary allocation of governance and accountability institutions to enhance operational independence		2022-2025	Parliament
		Enforce laws that ensure independence of institutions to inhibit undue political influence on development plans	✓	2021-2030	Judiciary
<b>Sustainable and Long-term Development Orientation</b>					
Improved long-term planning	Promoting long-term development planning at all levels	Build capacity of development planners and policy-makers on long-term development planning and integration at all levels	✓	2021-2030	Ministry responsible for economic planning and development
		Ringfence allocation to the development budget at an annual minimum of 25 percent of the national budget		2021-2030	Ministry responsible for finance

Outcome	Strategies	Prioritized Interventions	5-Year Quick Wins	Implementation Period	Responsible Lead Institution
<b>Sound Financial and Economic Management</b>					
Reduced National Debt	Strengthening sustainable national debt management	Integrate local and central Government IFMIS systems	✓	2021-2024	Ministry responsible for finance
		Establish a Debt Retirement Fund	✓	2021-2022	Ministry responsible for finance
		Establish a high-level multi-stakeholder Debt Policy Committee that provides oversight on public debt management	✓	2021-2022	Ministry responsible for finance
		Maintain a current account balance of not more than negative 3 percent of GDP in line with SADC macroeconomic convergence targets	✓	2021-2030	Ministry responsible for finance
	Ensure Government borrowing is limited to investments with high socio-economic returns	Ensure gradual shifting to zero-deficit budget for recurrent expenditure			2021-2030

Outcome	Strategies	Prioritized Interventions	5-Year Quick Wins	Implementation Period	Responsible Lead Institution
Zero corruption in procurement	Improving accountability in public procurement	Automate the public procurement process	✓	2021-2023	Ministry responsible for finance
		Review the Corrupt Practices Act to ensure that it is modern and fit for purpose	✓	2022-2023	Ministry responsible for justice
Improved long-term development financing for national development projects	Broadening the tax and non-tax revenue base	Formalize the informal sector largely through monetary and fiscal incentives, as well as digitization of trading systems	✓	2021-2030	Ministry responsible for finance
		Manage the monetary policy to stabilize interest rates, exchange rates and inflation	✓	2021-2030	RBM
		Mobilize cooperatives into e-bulking and e-marketing	✓	2022-2025	Ministry responsible for cooperatives
		Establish one-stop business information and services centers across the country	✓	2021-2030	Ministry responsible for trade
		Expand digital financial platforms that are convenient, available and accessible to everyone, especially those in remote areas		2022-2030	Ministry responsible for digitalization
		Secure a credit rating for Malawi for diversified project finance deals	✓	2021-2023	Ministry responsible for finance
<b>Human Rights and Cultural Diversity (Social Cohesion)</b>					
Inclusive development planning processes	Mainstreaming human rights and cultural diversity in the development processes	Facilitate the progressive development of a civil society that is fully capable of holding Government accountable and defending citizens' rights	✓	2021-2030	MHRC

Outcome	Strategies	Prioritized Interventions	5-Year Quick Wins	Implementation Period	Responsible Lead Institution
		Ensure strict adherence to all international charters of human rights, including the Universal Declaration of Human Rights, African Charter on Human and People's Rights; and charters that protect vulnerable groups like children, women, refugees, persons with disabilities and minority groups		2021-2030	MHRC and Ministry responsible for justice
		Operationalize child centered governance institutions such as the newly adopted National Children's Commission	✓	2021-2030	Ministry responsible for children
		Implement human rights awareness programs using various media	✓	2021-2030	MHRC
<b>Sustainable Peace and Security</b>					
Improved national safety and security services	Promoting peace and security at all levels (including sovereignty protection and homeland security)	Establish the Malawi Peace and Unity Commission	✓	2022-2023	Ministry responsible for national unity
		Provide security institutions with adequate resourcing and modern equipment (such as public order equipment, forensic equipment, intelligence collection equipment, crime detection equipment)		2021-2030	Ministries responsible for external defence and homeland security
		Integrate security databases	✓	2022-2024	Ministry responsible for homeland security
	Establishing partnerships with other countries' security agencies to build local capacity and curb cross-border crimes such as terrorism, cyber-crimes, e.t.c.	Support and strengthen the intelligence agencies to provide services that are able to deal with contemporary threats of money laundering, cross-border crime and human trafficking	✓	2022-2025	Ministry responsible for homeland security



Outcome	Strategies	Prioritized Interventions	5-Year Quick Wins	Implementation Period	Responsible Lead Institution
	Enhancing community policing	Conduct peace and security awareness campaigns/ public anti-violence campaigns in all the regions and on different media	✓	2021-2030	Ministry responsible for homeland security
	Providing modern training to security agencies	Establish Police Constabulary for training special police constables	✓	2021-2024	Ministry responsible for homeland security
		Establish police academy	✓	2021-2024	Ministry responsible for homeland security
	Providing adequate infrastructure for security agencies	Construct houses and hostels for army, police, intelligence, immigration and prison officers	✓	2021-2026	Ministry responsible for housing
		Construct three Regional Police Headquarters (Eastern Region - Zomba, Central East - Kasungu, South East - Luchenza)		2021-2030	Ministries responsible for homeland security and lands
		Renovate police infrastructure across the country		2022-2030	Ministry responsible for homeland security
	Developing forensic science technologies for criminal investigations and proceedings	Establish Police Forensic Science Laboratory	✓	2022-2030	Ministry responsible for homeland security
		Build capacity in forensic investigation	✓	2022-2024	Ministry responsible for homeland security



### Enabler 3: Enhanced Public Sector Performance

**Objective: To have a world class high performing and professional public sector for the efficient delivery of public goods and services.**

An efficient public sector plays a vital role in the effective delivery of public goods and services. Effective public sector will encourage better decision-making in enacting legislation; distributing income through mechanisms such as taxation or social security payments; and strengthening accountability for the stewardship of state resources. In Malawi, public expenditure forms a significant part of GDP. Actually, the public sector is a substantial employer that plays a key role in the social and economic growth of the country.

Government is already implementing the Public Sector Reforms Program with a view to improving service delivery and restoring public confidence. The Public Service has a well-developed Public Service Charter that emphasizes on institutionalizing a responsive public service which can dutifully serve the people and enable them to meet their legitimate expectations. The Charter outlines key Public Service values and fundamental principles on the public service and serves as reference material for the promotion of high-quality standards of public service.

Although several public sector reforms have been implemented to improve the performance of the Public Service, challenges continue to undermine the role of public service in the implementation of policies, strategies and programmes for the country's transformation. These challenges include entrenched corruption; non-competitive remuneration for public servants; inadequate resources and equipment for service delivery; obscure career progression; political capture which engenders inequalities that compromise the provision of goods and services to the majority of Malawians by concentrating benefits to a few people hence widening the gap between the rich and the poor; and incidences of un-procedural and unmerited recruitment and promotions which compromise the quality of public service delivery, thereby depriving citizens of their deserved services.

Collectively, these challenges have resulted in very poor performance and low delivery of the public services.

In 2019, the Malawi Government Effectiveness percentile ranking was on the lower end (23<sup>rd</sup>) of the 193 countries that were measured. MIP-1 aims to improve it to at least 42<sup>nd</sup> by 2030. Similarly, in the same year Malawi was placed on the 24<sup>th</sup> percentile ranking in terms of Regulatory Quality, this will have to be improved to the 45<sup>th</sup> percentile ranking by 2030.

**The game changer interventions for the attainment of an effective, prudent and corrupt-free public sector include the following:**

1. **Fast-track the implementation of Public Sector Reforms.**
2. **Enforce the rewarding of good performance and penalizing under-performance in accordance with public service regulations.**
3. **Digitalizing Government operations and making them mandatory, such as digitizing land registry, public procurements, and payments for public services.**

Overall, MIP-1 will focus on the following priority areas in which the game changers are embedded:

1. **Public Sector Reforms:** Radical public sector reforms agenda that seeks to rectify institutional inefficiencies, lack of transparency and corruption; and revive a heightened sense of integrity in all duty bearers.
2. **Public Service Delivery:** Efficient use of resources with binding national service charters that provide timely and best possible standards for Malawians; and efficient and competent personnel in the Public Service.
3. **Ethical Conduct:** Positive values of honesty, integrity, fairness, equality and non-discrimination, diversity and respect for human rights and dignity in all public sector officials.

**Table 6: Key Strategies and Interventions for Enhancing Public Sector Performance**

Outcome	Strategies	Prioritized Interventions	5-Year Quick Wins	Implementation Period	Responsible Lead Institution
<b>Legislation and Institutional Capacity Building</b>					
Improved public service regulatory framework	Improving public service delivery	Review and enforce the Malawi Public Service Regulations together with other public service laws and regulations	✓	2021-2023	Ministry responsible for public sector reforms and OPC
		Review and enforce adherence to the Public Service Act	✓	2021-2023	Ministry responsible for public sector reforms and OPC
Enhanced capacities for the institutions coordinating the Enabler	Building the capacities of the institutions coordinating the public sector performance enhancement interventions	Build the institutional, technical and human resource capacity in the institutions that will be coordinating public sector performance enhancement (with adherence to minimum requirements)		2021-2030	OPC and Ministry responsible for finance
		Develop and implement Strategic Plans for the Ministry(ies) coordinating this Enabler	✓	2021-2030	Ministries responsible for public sector performance
		Construct Government offices to accommodate MDAs accommodated in rented premises	✓	2021-2025	Ministry responsible for lands
		Strengthen access to legal representation for poor people		2021-2030	Ministry responsible for Justice

Outcome	Strategies	Prioritized Interventions	5-Year Quick Wins	Implementation Period	Responsible Lead Institution
<b>Public Sector Reforms</b>					
Enhanced public sector performance	Fully implementing the public sector reform agenda	Introduce contract agreements for all senior public servants (from Grade I to A)	✓	2021-2022	Ministry responsible for public sector reforms and OPC
		Establish and enforce the rewarding of good performance and penalize under-performance in accordance with public service regulations	✓	2021-2030	Ministry responsible for public sector reforms and OPC
		Expand the usage of automated Human Resource Management Information System (HRMIS) that ensures a harmonized system that easily updates and reflects changes and amendments	✓	2022-2025	Ministry responsible for human resource development
		Review and streamline functionality of parastatals	✓	2021-2023	Ministry responsible for public sector reforms and OPC
	Improving the quality and skills in public service	Establish Malawi School of Government and Diplomacy (MSGD) with satellite centers in all the regions of the country	✓	2022-2024	Ministry responsible for human resource development
	Reforming public procurement processes, allowances and contracts	Develop and enforce measures for ensuring efficient public procurement (including e-procurement), allowances and contracting mechanisms	✓	2021-2030	Ministry responsible for public sector reforms
<b>Public Service Delivery</b>					
Improved service delivery	Empowering citizens to hold duty bearers accountable	Build capacity in the public service to effectively respond to citizen's demands		2021-2030	Ministry responsible for human resource development
	Improving citizens access to information	Operationalize the Open Government Initiative (OGI)		2022-2023	Ministry responsible for information
		Enforce the Access to Information Act	✓	2021-2022	Ministry responsible for information

Outcome	Strategies	Prioritized Interventions	5-Year Quick Wins	Implementation Period	Responsible Lead Institution
Harmonized national identification systems	Harmonizing national identification systems (national ID, Passport, Visa, Health, etc)	Integrate permit and visa systems with other national key systems	✓	2021-2023	Ministry responsible for immigration
		Roll out e-visa and passport system to all regions, districts and border posts	✓	2021-2025	Ministry responsible for immigration
		Digitize the documentation, procurement and operations of all relevant Government services	✓	2021-2024	Ministry responsible for -e-Government
	Improving coordination in public institutions	Review and streamline functions of public institutions to enhance coordination of cross-cutting functions (such as nutrition, population), eliminate overlapping mandates (such as water, fisheries, ECD), and reduce public expenditures	✓	2021-2023	Ministry responsible for human resource development
		Establish and improve the functionality of PCGs and ECGs, including the ability to projectize Pillar and Enabler interventions	✓	2021-2030	Ministry responsible for economic planning and development
	Institutionalizing performance management practices	Enforce PFM Act for performance-based resource allocation to MDAs	✓	2021-2030	Ministry responsible for finance
		Roll out results based financial management in all MDAs and local councils.	✓	2022-2023	Ministry responsible for finance
Improved performance of public servants	Improving the capacity and competency of public servants	Realign the public service functions based on the skills and expertise of staff		2021-2030	Ministry responsible for human resource development
		Enforce existing public service laws		2021-2030	Ministry responsible for public sector reforms and OPC
Improved decentralized public system for effective service delivery	Strengthening the decentralization process	Capacitate local councils to manage the decentralized functions	✓	2021-2030	Ministry responsible for local government

Outcome	Strategies	Prioritized Interventions	5-Year Quick Wins	Implementation Period	Responsible Lead Institution
		Integrate public IFMIS stand-alone systems across councils and to National Local Government Finance Committee	✓	2022-2025	Ministry responsible for finance
		Roll out the devolution and decentralization process in its entirety to allow service delivery that is closer to the people	✓	2022-2025	Ministry responsible for local government
<b>Ethical Conduct</b>					
Trustworthy and responsible public servants	Inculcating positive values in public servants	Provide rewards and sanctions to public servants in accordance with the law		2021-2030	OPC
		Reform public service at national and local authority levels	✓	2021-2025	Ministry responsible for public sector reforms



#### Enabler 4: Private Sector Dynamism

***Objective: To have a dynamic and vibrant private sector that effectively delivers on the industrialized upper middle-income status within the shortest time possible.***

The Private sector is important in catalyzing inclusive economic development and wealth creation. It provides innovative solutions, creates jobs and mobilizes domestic revenue. The current structure of the private sector in Malawi does not fully provide the expected benefits; and is associated with the lack of graduation from small into medium and large companies, leading to a 'missing middle' business landscape. The private sector has also suffered market distortion partly due to political interference and control, as well as policies and regulations that restrain participation and competitiveness. Further, high transportation costs and the poor delivery of enabling services such as energy and ICT affect business competitiveness. In particular, the unreliable supply of energy and water increases the cost of production and weakens the competitiveness of the private sector. Inefficient service delivery and late payment for services by public institutions have also been exacerbated by bureaucratic systems with embedded corruption that further increases the cost of doing business. According to the 2020 World Bank annual rating, Malawi scored 60.9 in "ease of doing business". The plan is to improve the score to at least 65 by 2030.

Malawi has huge potential for accelerating private sector growth due to a peaceful environment, an independent judicial system, relatively young labor force, and agriculture sector that still has huge productivity and commercialization potential. There is also commitment to improve on economic infrastructure, especially energy and ease of doing business reforms generally. All of this can be harnessed for inclusive private investment growth.

***Private sector is important in catalyzing inclusive economic development and wealth creation. It provides innovative solutions, creates jobs and mobilizes domestic revenue.***”

Considering the importance of the private sector in meeting the low middle-income status by 2030, MIP-1 aims to create a private sector that is dynamic and competitive to facilitate the structural transformation of the economy and catalyze the development of a vibrant and significant "middle class." MIP-1 aims to improve the country's global competitive index from 44 in 2019 to at least 57 by 2030; increase Foreign Direct investment

(net inflows) from \$112.30 million in 2019 to at least \$500 million by 2030; and improve the domestic credit to private sector (percent of GDP) from 0.5 percent in 2016 to at least 27.8 percent by 2030 of GDP. This will be done by ensuring that the business environment in Malawi is enhanced and competitive for both local and foreign investments. To deliver private sector dynamism, Government must create a business environment that will encourage inclusive private sector participation.

**To deliver a dynamic and vibrant private sector that effectively achieves the low middle-income status by 2030, MIP-1 has identified the following game changer interventions:**

- 1. Establishment of a Development Catalyzing Corporation as an investment trailblazer that will have strong alliances with the private sector.**
- 2. Provision of economic infrastructure that offers affordable and sustainable services, especially power, strategic transport networks and ICT.**
- 3. Introduction and revision of fiscal incentives to beat regional averages.**
- 4. Availing and sustaining long-term financing instruments.**
- 5. Promotion of a digital economy.**

Overall, the private sector dynamism Enabler will focus on the following priority areas in which the game changer interventions are embedded:

- 1. Creation of Enabling Business Environment:** Development of macroeconomic environment and economic infrastructure that is pro-investment.
- 2. Digital Economy Promotion:** Ensuring adoption of new online business technologies that promote e-commerce and take full advantage of digital platforms, especially in marketing and service provision.
- 3. MSME Development:** For inclusive participation in the development process and development of a vibrant and significant 'middle class.'
- 4. Anchor Firms Development:** Promoting the establishment of large-scale firms with strong connections to local and global market value chains.




**Table 7: Key Strategies and Interventions for Private Sector Dynamism**

Outcome	Strategies	Prioritized Interventions	5-Year Quick Wins	Implementation Period	Responsible Lead Institution
<b>Legislation and Institutional Capacity Building</b>					
Conducive legislation for private sector	Improving business environment	Facilitate the enactment and gazetting of the Special Economic Zones Bill	✓	2021-2022	Ministry responsible for industry
		Facilitate the enactment of the MSME Bill and develop regulations	✓	2022-2023	Ministry responsible for trade
		Develop the Business Incubation Strategy	✓	2022-2023	Ministry responsible for industry
		Develop the legislative framework for the establishment of innovative SME and Community Banks.	✓	2022-2025	Ministry responsible for finance
		Review the Reserve Bank of Malawi Act to promote Government borrowing for investment	✓	2022-2025	Ministry responsible for finance
		Develop and implement a Cooperative Development Policy	✓	2022-2024	Ministry responsible for cooperatives development
		Develop the National Import Substitution Strategy (NISS)	✓	2022-2024	Ministries responsible for trade
Enhanced capacities for the institutions coordinating the Enabler	Building the capacities of the institutions coordinating the private investment promoting interventions	Review supportive instruments such as PPPs regulation, sovereign guarantees and introduction of special development funds to empower private sector investors and speedily mobilize more private financing towards economic infrastructure	✓	2021-2023	Ministry responsible for finance
		Build the institutional, technical and human resource capacity in the institutions that will be coordinating private investment promotion (with adherence to minimum requirements)		2021-2030	OPC and Ministry responsible for finance
		Develop and implement Strategic Plans for the Ministry(ies) coordinating this Enabler	✓	2021-2030	Ministries responsible for promoting private sector dynamism

Outcome	Strategies	Prioritized Interventions	5-Year Quick Wins	Implementation Period	Responsible Lead Institution
<b>Creation of Enabling Business Environment</b>					
Stable macroeconomic environment	Ensuring sound monetary policy	Manage monetary policy to stabilise interest rates, exchange rate and inflation that beats regional averages		2021-2030	RBM
		Empower the Monetary Policy Committee to manage liquidity and cash flow projections beyond managing inflation towards supporting the long term development aspirations of the country	✓	2022-2025	RBM
		Promote interbank trading to smoothen monetary policy operations and Government debt management practices	✓	2021-2023	RBM
	Accelerating recovery from COVID-19	Provide fiscal and monetary incentives for helping businesses to build back better from COVID-19 effects	✓	2021-2023	Ministry responsible for finance
Enhanced economic infrastructure	Investing in power generation and supply; transport infrastructure; and ICT	Determine and invest in the minimum infrastructure needs in energy, transport and ICT		2021-2030	Ministry responsible for economic planning
<b>Digital Economy Promotion</b>					
Increased internet network access	Establishing faster and affordable internet connection	Establish a carrier neutral Internet Exchange Point (IXP)	✓	2021-2025	Ministry responsible for information
		Review the tax regimes governing the ICT sector to ensure regional competitiveness	✓	2021-2022	Ministry responsible for finance

Outcome	Strategies	Prioritized Interventions	5-Year Quick Wins	Implementation Period	Lead Institution
Increased device ownership and energy access of the population	Lowering device cost	Provide fiscal incentives that promote digital services through reduction in device costs	✓	2021-2022	Ministry responsible for finance
	Increasing digital literacy levels	Develop and implement a community digital champion programme to deepen digital literacy and skills across Malawi	✓	2021-2030	Ministry responsible for information
<b>MSME Development</b>					
Structured and resourced MSME sector	Promoting MSMEs	Implement the MSME Policy		2021-2030	Ministry responsible for MSMEs
		Implement the Business Incubation Strategy		2021-2030	Ministry responsible for trade
		Establish and sustain a Public-Private Dialogue (PPD) forum for SMEs and cooperatives	✓	2021-2030	Ministry responsible for private sector development
		Establish an MSME regulatory board	✓	2022-2023	Ministry responsible for MSMEs
		Set up sector specific Design and Innovation Centers (jewelry, fashion, wood, leather, etc.)		2023-2026	Ministry responsible for industry
	Supporting and empowering youth, women and persons with disabilities to create businesses through entrepreneurship and access to finance	Provide entrepreneurship training to youth, women and persons with disabilities	✓	2021-2020	Ministry responsible for skills development
		Restructure and recapitalize financing instruments for business finance for youth, women and persons with disabilities	✓	2021-2025	Ministry responsible for finance
		Design and implement functional financial literacy among small scale farmers/producers		2021-2030	Ministry responsible for financial literacy

Outcome	Strategies	Prioritized Interventions	5-Year Quick Wins	Implementation Period	Responsible Lead Institution
Improved access to finance for businesses and entrepreneurship	Diversify financing sources for MSMEs	Expedite automation of licenses and permit systems to allow interoperability among designating authorities	✓	2022-2023	Ministry responsible for trade
		Establish special purpose vehicles (SPVs) to major partnerships projects with private sector	✓	2022-2023	Ministry responsible for finance
		Develop Community Banks		2023-2030	Ministry responsible for finance
Improved quality of Malawian products	Developing local manufacturing in critical sectors such as construction materials, agriculture tools and implements by collaborating with the private sector with partnerships and incentives.	Establish export training programme to help build the export readiness of the entrepreneurs and the enterprises	✓	2023-2025	Ministry responsible for trade
		Enforce legislation that makes it compulsory for foreign investors to partner with locals in each and every venture with a set minimum	✓	2021-2030	Ministry responsible for industry
<b>Anchor Firms Development</b>					
Vibrant economic sectors	Promoting establishment of anchor firms across strategic sectors of the economy	Establish a Development Catalyzing Corporation as a trailblazer parastatal to set up anchor firms in alliance with the private sector	✓	2021-2024	Ministry responsible for economic planning
		Provide tax incentives to firms (both local and foreign) investing in priority sectors of the economy as guided by MW2063	✓	2022-2030	Ministry responsible for finance
		Promote strategic value chains as identified under the existing NES	✓	2021-2030	Ministry responsible for industry
		Facilitate investment in the manufacturing of steel products including from scrap metal	✓	2022-2030	Ministry responsible for industry
		Develop the pharmaceutical sector, especially for products that are currently being imported	✓	2022-2030	Ministry responsible for industry



## Enabler 5: Human Capital Development

### **Objective: To have a globally competitive and highly motivated human resource.**

The thrust of any economy is in its people as they are the ones that design programs, implement strategies and create innovations. Human capital is the “conductor of an orchestra” directing how other resources are put into productive use to attain desired outcomes. Developing human capital through education, skills and health of the population plays a pivotal role in the transformation of the economy. Developing human capital in Malawi is about empowering people with essential and relevant skills that will enable them pursue their own developmental paths for meaningful opportunities to be self-reliant as well as to contribute effectively to national development.

However, Malawi is still grappling with developing her human capacity, challenged by many factors including poor nutrition that affects cognitive development; poor health services, especially at the local community level; poor access to quality education, at the early childhood, primary, secondary and tertiary level; and skills mismatch.

The unprecedented shock to human development caused by the COVID-19 pandemic has brought a

significant setback in human capital development. In 2020, Human Development Index (HDI)<sup>4</sup> was 0.41, and the aim is to improve this to 0.5 by 2030.

The following describes the main challenges contributing to the low HDI and defines the prioritised targets:

**Education and Skills Development:** A highly youthful population in Malawi makes its people the greatest resource for wealth creation. However, Malawi has lagged behind in providing quality and equitable access to quality education and skills development opportunities at the early childhood, primary, secondary and tertiary level; skills mismatch is rampant; and there is high disparity in accessing education between boys and girls.

As of 2020, Early Childhood Development and Education stood at 49 percent. However, this sub-sector is largely informal with mainly volunteer caregivers, of whom only approximately 50 percent are trained. There is a large pupil to caregiver ratio of around 69:1 and the curriculum is not aligned to primary education in terms of school readiness.

<sup>4</sup> HDI is a composite statistic index of life expectancy, education, and per capita income indicators.

At the primary school level, student retention in primary education is a major problem. By Standard 8, only 58 percent of those who started in Standard 1 complete their primary education on time. This worsens at secondary education level, where the net enrolment of students of the appropriate school age is only 16 percent. Further, only a quarter of those who start secondary school complete their secondary schooling without delays. Of those who complete secondary school, only around half pass their Malawi School Certificate of Education (MSCE) examinations. A smaller proportion of those that pass their MSCE examinations have grades good enough for university and, of these, only one third are selected for public universities, rising to half if private universities are considered. A similarly low number enrolls in technical colleges. Considering students who enter university later as mature students, the gross enrolment figure for Malawian students entering both technical and higher education is less than one percent. This is amongst the lowest in the world, with the average for low-income countries being 10 percent.

In the next 10 years the availability, accessibility and quality of education at these levels must improve so that learning outcomes are equitable and the productive skills of the youth are developed. MIP-1 aims to improve education attainment and skills development to 15 percent by 2030 from a baseline of 8.9 percent.

**Science, Technology and Innovations (STI):** STI is central for the country's competitive advantage in the inclusive wealth creation and self-reliance agenda. Strategies and interventions under MIP-1 are targeted to provide quality access to infrastructure for STI, including equipping academic institutions with world-class laboratories. Science, Technology, Engineering, Arts and Mathematics (STEAM) courses, in particular, shall be strengthened as a key to innovation and job creation. Incubation spaces/garages/hubs must be created in all strategic places, including at informal places, targeting innovative and inventive school dropouts in order to encourage youth innovation and invention around the three Pillars of MW2063, leading to commercialization of the local innovations and inventions, hence inclusive wealth creation and self-reliance.

Currently, Malawi has low expenditure on research and development of only 1 percent GDP in 2020,

with most of these resources coming from foreign sources. This has contributed to a Global Innovation Index of 2.28 in 2017. The aim is to improve spending on research and development to 2 percent of GDP by 2030, with the majority of this additional expenditure coming from national sources, including public, business and private not-for-profit expenditure; and to improve the Global Innovation Index to 3, while ensuring adoption, commercialization and scaling up of the innovations.

**Health and Nutrition:** Although Malawi has managed to reduce stunting and chronic malnutrition among under 5 children from 47 percent in 2010 to 37 percent in 2015, micronutrient deficiencies, also recognized as hidden hunger, is rampant, especially in children. Malnutrition in children has a significant bearing on cognitive development with significant implications on socio-economic development. Coupled to this is poor access to quality health services. Together, these have a bearing on life expectancy which in 2020 was at 63.8 years. MIP-1 ensures universal health coverage with quality, available, equitable and affordable health care for all Malawians, especially in rural areas. MIP-1, therefore, aims to reduce stunting and wasting by prioritizing health and nutrition to improve life expectancy to about 72 years by 2030.

Further, the country must build capacity in the prevention, early detection of and effective response to global health threats posed by infectious diseases.

**Managing Population Growth:** High fertility rates still remain a challenge, averaging 4.4 births per woman in her lifetime. This is compounded by early marriages and teenage pregnancies; with 46 percent of young women married before the age of 18 years and 29 percent aged 15-19 having begun childbearing, contributing to 25 percent of all pregnancies annually. Population is expected to rise to 30.3 million by 2035. To improve the *status quo*, MIP-1 ensures increased female participation in wage employment; general female economic empowerment; and that the girl child remains in school. MIP-1 aims to reduce the population growth rate of 2.69 percent in 2020 to 2.1 percent by 2030.

**Water, Sanitation and Hygiene:** While water supply has relatively been good compared to other neighboring countries, MIP-1 aims to reach 100 percent coverage by 2030 from 88.3 percent in 2020. Currently, there are high disparities in access to clean water between the urban and rural areas. Besides, sanitation and hygiene are very low with only 35 percent of the population using safely managed sanitation services. MIP-1 will ensure the provision of clean water, sanitation and hygiene services, especially at the household and community level to achieve universal coverage of access to clean water and improve the use of safe sanitation services to 74 percent of the population and 75 percent hygiene coverage by 2030; while also strengthening Government systems to ensure the sustainable utilization of Malawi's water resources to buttress the attainment of these 2030 targets.

**Sports and Creative Arts:** Malawi is endowed with many sports talents and diverse creative arts emanating from her cultural diversity. However, these talents are not identified and nurtured for wealth creation because of poor sports infrastructure and low level of engagement in both local and international competitions. MIP-1 aims to develop sports and creative arts to cater for both physical and mental development, and also as an industry where our sports men and women and creative people must compete at the international level as well as boost tourism.

**Gender Equality:** Gender inequality has a negative impact across all the sectors. Inequality is experienced and observed in many different aspects of life, including in agricultural production; non-agriculture activities; access to infrastructure, finance and social services such as education and health; resilience to shocks; ownership of assets,

including land; and women's rights and representation in political and decision-making positions. As of 2020, Women constituted only 24 percent of the decision-making positions in the Public Service; held 11 percent of executive positions; made up 13 percent of the Judiciary, contributing 28 percent of the 21 judges; and held 25 percent of the 20 ambassadorial positions. In elected parliament and ward councilor positions, women constituted only 22 percent of the 193 Members of Parliament and 14.5 percent of the 460 local government councilors. MIP-1 aims to improve the Gender Gap Index from 0.664 in 2020 to 0.832 by 2030.

**The game changer interventions for developing human capital include the following:**

1. **Defining and equipping all existing schools and health facilities with a minimum priority package to enhance the quality of services and apply the package to all establishments that will be newly built.**
2. **Intensifying education of the girl child and economically empowering women.**
3. **Intensifying universal access to Sexual Reproductive Health (SRH) services for a quality population.**

Overall, the following will be the priority areas of focus under human capacity development in which the game changing interventions are embedded:

1. **Education and Skills Development:** highly knowledgeable people with relevant quality education that incorporates a strong element of academic excellence and technical and vocational skills fit for the labour market.
2. **Science, Technology and Innovation:** promoted as part of creating a vibrant knowledge-based digital economy.



3. **Health and Nutrition:** a healthy population with improved life expectancy working towards the socio-economic transformation of Malawi.
4. **Managing Population Growth:** managing the size and quality of the population to be characterized by a healthy, well-educated and skilled workforce, as well as a market provided by relatively wealthy individuals.
5. **Water, Sanitation and Hygiene:** promoting the adoption of safe water and sanitation practices at the individual and household level.
6. **Sports and Creative Arts:** developing creative arts and sports for physical and mental development and as a career to compete at the international level as well as a tourist attraction feature for disciplines that Malawi excel in like netball.
7. **Gender Equality:** Reducing gender inequalities with emphasis on the empowerment of women and girls to enhance their access to economic resources and decision making at the household, community and national level.
8. **Social Welfare:** Ensuring that marginalized and vulnerable people are cushioned and provided with basic social needs.



**Table 8: Key Strategies and Interventions for Human Capital Development**

Outcome	Strategies	Prioritized Interventions	5-Year Quick Wins	Implementation Period	Responsible Lead Institution
<b>Legislation and Institutional Capacity Building</b>					
Improved literacy	Ensuring that every citizen has attained at least 12 years of education	Legislate for a mandatory early-child, primary and secondary education	✓	2021-2023	Ministries responsible for early childhood development and education
	Enhancing non-formal education	Review the non-formal education curriculum (Functional Literacy)	✓	2021-2030	Ministry responsible for functional literacy
Improved coordination of population programs	Enhancing coordination of population issues	Establish a national population coordinating institution	✓	2023-2025	Ministry responsible for public sector reforms
Enhanced policy environment for social protection	Improving policy environment for social protection	Develop and implement social protection policies and programmes that respond to specific risks faced throughout the life cycle	✓	2021-2025	Ministry responsible for social protection
	Empowering children with skills that will prepare them to contribute meaningfully to national development	Strengthen child policies and legislate frameworks that provide an enabling environment for children to grow into full potential	✓	2021-2025	Ministry responsible for children
Enhanced capacities for the institutions coordinating the Enabler	Building the capacities of the institutions coordinating the human capital development interventions	Build the institutional, technical and human resource capacity in the institutions that will be coordinating the human capital development (with adherence to minimum requirements)		2021-2030	OPC and Ministry responsible for finance
		Develop and implement Strategic Plans for the Ministry(ies) coordinating this Enabler	✓	2021-2030	Ministries responsible for human capital development

Outcome	Strategies	Prioritized Interventions	5-Year Quick Wins	Implementation Period	Responsible Lead Institution
<b>Legislation and Institutional Capacity Building</b>					
Improved regulatory framework for water resources management	Providing regulatory oversight on tariff setting and tracking performance of the water boards	Fully capacitate the Water Resources Board for its full regulatory function operationalization	✓	2021 - 2025	Ministry responsible for public sector reforms
Improved public and population health	Enhancing quality of the population	Finalize the review of the Public Health Act and facilitate enactment	✓	2022 - 2025	Ministry responsible for health
Improved STI capacities	Nurturing and harnessing STI capacity	Develop national STI Policy	✓	2021-2024	Ministry responsible for Science, Technology and Innovation
<b>Education and Skills Development</b>					
<b>a) Early Childhood Development</b>					
Equitable access to quality ECD	Develop and implement an equity-based ECD delivery system	Construct standardized gender and disability friendly ECD structures	✓	2021-2030	Ministries responsible for gender and early childhood development
		Reform the education system so that all primary schools should have early childhood development services		2021-2025	Ministries responsible for early childhood development and education
		Design and implement a mentorship and training programme for ECD instructors	✓	2021-2030	Ministry responsible for early childhood development
		Formalize employment of ECD instructors	✓	2022-2024	Ministry responsible for early childhood development

Outcome	Strategies	Prioritized Interventions	5-Year Quick Wins	Implementation Period	Lead Institution
<b>b) Primary, Secondary and Tertiary Education</b>					
Improved access to education	Expanding education infrastructure which includes STI to accommodate learners at all levels, including those with special needs	Construct new primary schools; new classrooms in existing primary schools; new secondary schools; and laboratories in secondary schools and in primary schools	✓	2021-2030	Ministry responsible for education
		Develop and implement the National ODeL Transformation Strategy to promote online and distance learning		2021-2023	Ministry responsible for education
		Develop the National Open Secondary School Digitalization Strategy	✓	2021-2023	Ministry responsible for education
		Establish an online education big data center to support online education expansion	✓	2021-2022	Ministry responsible for education
		Expand virtual science laboratories for STEM simulations and analytical sciences		2021-2030	Ministry responsible for education
	Enhancing access to education financing for vulnerable learners at both secondary and tertiary education levels	Support marginalized students across all levels of education		2021-2030	Ministry responsible for education
Adequate and appropriate infrastructure for all learners and teachers	Expand education infrastructure which includes STI to accommodate learners at all levels, including those with special needs	Equip every secondary school with functioning ICT centers to facilitate the development of a science, technology, and innovation driven education system	✓	2021-2030	Ministries responsible for education and ICT

Outcome	Strategies	Prioritized Interventions	5-Year Quick Wins	Implementation Period	Responsible Lead Institution
<b>b) Primary, Secondary and Tertiary Education</b>					
		Install free broadband internet service to public and private universities, and other selected public spaces	✓	2021-2023	Ministries responsible for ICT and education
		Build decent housing for teachers, especially in primary and secondary schools		2021-2030	Ministry responsible for education and local government
		Build Special Needs Learning Centres (SNLCs) in every education zone	✓	2023-2030	Ministry responsible for education
		Expand existing infrastructure in existing public universities to provide fit-for-purpose offices, more learning space and hostels	✓	2021-2025	Ministry responsible for education
Enhanced special needs education	Promoting inclusive education	Train a critical mass of teachers for special needs education	✓	2022-2025	Ministry responsible for education
		Construct a special needs education institute		2023-2027	Ministry responsible for education
Improved literacy levels	Promoting adult education	Establish Community Learning Centers for adult skills development and lifelong learning opportunities	✓	2021-2026	Ministry responsible for adult skills development
	Promoting functional youth literacy	Provide non-formal/functional education facilities that facilitate inclusive quality teaching and learning, especially for youth with disabilities	✓	2021-2030	Ministry responsible for literacy and functional skills development
		Establish an inclusive non-formal education programme	✓	2021-2030	Ministry responsible for literacy skills development

Outcome	Strategies	Prioritized Interventions	5-Year Quick Wins	Implementation Period	Lead Institution	
Improved quality of education	Improving quality and relevance of teaching and learning at all education levels through the provision of minimum package of infrastructure, learning materials, and staffing at each school	Provide adequate and relevant teaching and learning materials (such as textbooks, teachers guides, lab equipment, desks), including special needs TLMS for all primary, secondary and tertiary schools	✓	2021-2030	Ministry responsible for education	
		Develop digital libraries to increase access to teaching and learning materials at all levels of education		2021-2027	Ministry responsible for education	
		Capacitate functional literacy with trained instructors, supervisors and coordinators	✓	2021-2025	Ministry responsible for functional literacy	
		Establish Malawi Qualifications Authority (MAQA) to implement National Qualifications Framework	✓	2022-2023	Ministry responsible for education	
	Improving student to qualified teacher ratio at all education levels	Revitalize teacher development fund to support continuous professional development model	✓	2022-2023	Ministries responsible for education and finance	
		Upgrade existing teacher training institutions to accommodate continuous teacher training and development	✓	2022-2025	Ministry responsible for education	
	Increasing the availability of digitally relevant skills in schools	Provide open access to digital content and support for teachers and students	✓	2022-2025	Ministry responsible for education	
		Revise teacher training curriculum to include blended learning, device usage for education and LMS	✓	2022-2025	Ministry responsible for education	
	Enhanced entrepreneurship skills relevant for the job market	Promoting entrepreneurship programmes	Introduce TEVET programmes at the basic and secondary levels of education	✓	2022-2025	Ministries responsible for education and TEVET
			Review primary, secondary and teacher education curricula to incorporate technical, innovation, creativity, entrepreneurship and civics education aspects	✓	2022-2023	Ministries responsible for education and TEVET

Outcome	Strategies	Prioritized Interventions	5-Year Quick Wins	Implementation Period	Responsible Lead Institution
		Review the technical and vocational skills training curricula to increase trades that should meet the current market demands	✓	2022-2023	Ministry responsible for TEVET
		Construct at least one TEVET teacher training institution	✓	2022-2026	Ministry responsible for TEVET
		Upgrade and construct well equipped and staffed technical and vocational skills centres in each district		2023-2030	Ministry responsible for TEVET
<b>Science, Technology and Innovation</b>					
Requisite human capacity in STI developed	Creating a knowledge-based economy	Expand business, innovations and technological incubation centres (such as fabrication laboratories, maker spaces, innovation hubs, innovation garages and technology parks) in higher education institutions	✓	2021-2025	Ministries responsible for higher education and skills development
		Train scientists, technologists, innovators and entrepreneurs		2021-2030	Ministry responsible for higher education
		Conduct research jointly with higher education (including postgraduates) and industry players aimed at catalysing private investment	✓	2021-2030	NCST
		Establish and sustain a programme of linking graduates to financial providers	✓	2021-2030	Ministry responsible for industry
		Re-establish National Research Fund	✓	2021-2030	Ministry responsible for finance
		Establish Malawi Academy of Sciences (MAS)	✓	2021-2022	Ministry responsible for education

Outcome	Strategies	Prioritized Interventions	5-Year Quick Wins	Implementation Period	Lead Institution
	Pooling diaspora for coordinated engagement	Re-design education curriculum to incorporate requisite skills needed for the fourth industrial revolution		2021-2024	Ministry responsible for education
		Establish the Network of Malawian Scientists in the diaspora		2021-2022	Ministry responsible for foreign affairs
<b>Health and Nutrition</b>					
Improved nutrition for under-5 children	Ensuring access to nutritious food, especially in the first 1,000 days of life, to improve cognitive development	Scale-up nutritional education and communication programs	✓	2021-2030	Ministry responsible for nutrition
		Streamline early detection and management of acute malnutrition in children	✓	2021-2030	Ministry responsible for nutrition
		Scale-up school-feeding programs based on evidence of communities most in need	✓	2021-2030	Ministry responsible for nutrition
		Intensify civic education on consumption of diverse diets focusing on locally available foods among children, adolescent girls and boys, and pregnant and lactating mothers	✓	2021-2030	Ministry responsible for civic education
		Scale-up social protection programs that are catalytic and transformative in nature leading to resilient communities	✓	2021-2030	Ministry responsible for social protection
Reduced transmission of infectious diseases	Ensuring safety and security from global health threats caused by infectious diseases	Build and improve capacity and leadership in the prevention and effective detection of infectious disease threats	✓	2021-2030	Ministry responsible for health
Reduced incidents of non-communicable diseases (NCDs)	Strengthening the capacity of public health systems to prevent NCDs	Determine and provide a minimum set of sports facilities and recreation activities in all schools	✓	2023-2030	Ministries responsible for sports and education

Outcome	Strategies	Prioritized Interventions	5-Year Quick Wins	Implementation Period	Responsible Lead Institution
Improved health infrastructure	Improve health infrastructure and equipment to ensure access to health services by all	Conduct regular mobile pre-screening for NCDs in all regions of the country	✓	2021-2030	Ministry responsible for health
		Intensify awareness on the prevention of NCDs	✓	2021-2030	Ministries responsible for health and civic education
		Capacitate all public health centers for early detection of NCDs		2021-2030	Ministry responsible for health
		Construct health facilities; and rehabilitate and upgrade all existing health facilities and ensure they are well equipped		2021-2030	Ministry responsible for health
		Construct the University Tertiary Teaching Hospital (UTTH) to also act as a referral for central hospitals		2022-2025	Ministries responsible for Education and Health
		Construct of a referral military hospital that provides specialised health services	✓	2022-2026	Ministries responsible for defence and health
		Construct 4 specialist state of the art Infectious Disease Treatment Centers in the country's four regions to manage outbreak prone infectious diseases, existing and emerging		2023-2030	Ministry responsible for health
		Establish designated centers in all 28 district hospitals with standard minimum capacities to handle pandemics such as COVID-19 and other emergencies at the district and community levels		2023-2030	Ministry responsible for health
		Construct modern district hospitals in Blantyre, Zomba, Lilongwe, and Mzuzu and strategic locations in each of the four regions in order to decongest the existing central hospitals		2023-2030	Ministry responsible for health



Outcome	Strategies	Prioritized Interventions	5-Year Quick Wins	Implementation Period	Responsible Lead Institution
		Construct and furnish Youth Friendly Centers with recreational, sports, health, and skills building to tackle issues of mental health (as well as NCDs and SRHR)		2021-2030	Ministries responsible for youth and health
Efficient drug supply chain	Improving drug supply chain management system	Facilitate establishment of a local pharmaceutical manufacturing industry to enhance the production of essential drugs and PPEs	✓	2023-2025	Ministries responsible for industry and health
		Monitor quality of medicines and medical supplies in all districts (through MBS and Pharmacy and Medicine Regulatory Authority, among others)	✓	2021-2030	Ministry responsible for health
		Operationalize the Logistic Management Information Systems	✓	2022-2024	Ministry responsible for health
	Strengthening preventive and treatment health care provision	Increase number of District Environmental Health Officers (DEHOs) and Health Surveillance Assistants (HSAs) for more preventive health services at community level	✓	2021-2030	Ministry responsible for health
		Increase number of technical health personnel, especially doctors, nurses and clinical officers at all levels of the health sector	✓	2021-2030	Ministry responsible for health
Improved health financing	Improving curative and preventive health financing	Establish universal national health insurance scheme	✓	2024-2025	Ministry responsible for finance
		Establish the National Health Fund (NHF) to increase domestic health financing and improve long-term sustainability of health financing	✓	2023-2024	Ministries responsible for health and finance
		Fully digitize the Health Management Information System	✓	2023-2024	Ministry responsible for health

Outcome	Strategies	Prioritized Interventions	5-Year Quick Wins	Implementation Period	Responsible Lead Institution
Improved access to mental health services	Providing access to mental health services, especially for young people	Conduct awareness on mental health education and services, especially among young people	✓	2021 - 2023	Ministry responsible for mental health
		Provide counselling and psychosocial support, especially to young people with mental health issues and drug and substance abuse or addictions		2021 - 2030	Ministry responsible for mental health
<b>Managing Population Growth</b>					
Manageable population growth	Expanding access to SRH services	Offer universal access to youth friendly health services and SRH, including family planning methods in schools and youth friendly health centers		2021-2030	Ministries responsible for health, youth and education
	Keeping girls in school	Enforce laws and policies (such as re-admission policy, National Girls Education Strategy) that will help protect the girl child from early marriages and unwanted pregnancies	✓	2021-2030	Ministries responsible for social welfare and education
		Identify champions in every ADC to discourage early marriages and teenage pregnancy	✓	2021-2030	Ministry responsible for social welfare
		Develop a mentorship program for young people		2022-2023	Ministries responsible for education and youth

Outcome	Strategies	Prioritized Interventions	5-Year Quick Wins	Implementation Period	Responsible Lead Institution
<b>Water, Sanitation and Hygiene (WASH)</b>					
Improved access to safe and sustainable drinking water supply in rural areas	Increasing access to safe and sustainable water supply facilities in rural areas	Develop and operationalize a digitized/cloud-based management information system for communal water supply assets to help inform allocation of new water investments	✓	2021-2024	Ministry responsible for water affairs
		Install and institutionalize a real-time groundwater level monitoring system using the latest telemetric technology to track fluctuation of groundwater		2021-2030	Ministry responsible for water affairs
		Establish a maintenance trust fund to facilitate local government's technical and capacity building support to rural communities	✓	2021-2025	Ministry responsible for water affairs
		Construct new piped water supply systems	✓	2021-2030	Ministry responsible for water affairs
		Rehabilitate all gravity water schemes	✓	2021-2030	Ministry responsible for water affairs
		Develop and operationalize urban water supply and waste water management master plan for all major cities and secondary cities	✓	2021-2025	Ministry responsible for urban planning
		Accelerate the integration of waste water management within the operational framework of the urban water boards, including exploring PPPs for the management of the waste management facilities	✓	2021-2030	Ministry responsible for urban planning
		Integrate and enforce catchment protection services within the water board operational framework, especially main river sources	✓	2021-2030	Ministries responsible for water affairs
		Develop sustainable WASH facilities and networks in rural and hard to reach areas to ensure that children, women and the youth have access to affordable and quality WASH services in all public schools and health facilities		2021-2030	Ministry responsible for public health

Outcome	Strategies	Prioritized Interventions	5-Year Quick Wins	Implementation Period	Responsible Lead Institution	
Expanded access to improved sanitation and hygiene at household level and in public places	Extending the coverage of sanitation and hygiene facilities and services through incentives, promotions and enforcement for individuals, household and public places	Construct/install and/or upgrade well-serviced sanitation facilities (such as toilets, washrooms, dust bins) in all public places (such as markets, bus terminals)	✓	2021-2030	Ministries responsible for local government and health	
		Institute and enforce the mandatory installation and/or ownership of household latrines by home owners and landlords in urban, peri-urban and rural areas	✓	2021-2030	Ministries responsible for local government and public health	
		Intensify promotion of good hygiene messages, e.g. washing hands with soap, via mass media platforms	✓	2021-2030	Ministry responsible for public health	
		Incentivize private sector participation in the sanitation value chain in the urban and peri-urban areas	✓	2021-2025	Ministries responsible for local government and finance	
	Enhance coordination between and application of WASH standard approaches by stakeholders within a vested interest in the water sector	Strengthen the water management human resource base, especially at the district level		2021-2030	Ministry responsible for water affairs	
		Conduct research and development of local solutions/technologies to solve local WASH problems		2021-2030	Ministries responsible for public health	
		Ratify and operationalize transboundary water course agreements with neighboring countries to govern coordinated abstraction from shared water courses		2021-2030	Ministries responsible for water affairs and foreign affairs	
	<b>Sports and Creative Arts</b>					
	Enhanced diversity of sports and creative arts	Identifying and developing talents	Create an effective National Sports Talent Search System	✓	2021-2023	Ministry responsible for sports
Promote and commercialize arts festivals				2021-2030	Ministry responsible for arts	

Outcome	Strategies	Prioritized Interventions	5-Year Quick Wins	Implementation Period	Responsible Lead Institution
Inclusive sports and creative arts development	Promoting talents for persons living with disabilities	Adapt and improve disability friendly sports programs		2021-2030	Ministry responsible for sports
		Introduce new sporting activities		2021-2030	Ministry responsible for sports
Improved sports infrastructure	Improving sports infrastructure	Construct sports village at Kamuzu Institute for Youth	✓	2021-2025	Ministry responsible for sports
		Implement a 'minimum sports infrastructure package' for all primary and secondary schools and tertiary education institutions		2022-2030	Ministries responsible for sports and education
		Rehabilitate/upgrade dilapidated sports infrastructure in all learning institutions		2021-2030	Ministries responsible for sports and education
		Construct world class sports facilities for various inclusive sporting disciplines with ability to host international competitions		2021-2030	Ministry responsible for sports
<b>Gender Equality</b>					
Improved gender equality	Advancing gender equality at national and local levels and processes	Fully implement Gender Policy and enforce the Gender Equality Act		2021-2030	Ministry responsible for gender and Malawi Human Rights Commission
		Provide access to finance to encourage entrepreneurship among women and girls		2021-2030	Ministry responsible for finance
		Increase women and youth representation and participation in decision-making positions through deliberate policies		2021-2030	Ministries responsible for gender and youth
Eradication of gender-based violence	Strengthening processes in handling violence issues	Enforce laws that protect the rights of women, girls, boys and men against all forms of violence; and laws to end child marriage		2021-2030	Ministries responsible for gender and justice
		Undertake awareness campaigns to eradicate all harmful cultural practices; with stringent sanctions for perpetrators		2021-2030	Ministry responsible for social welfare

Outcome	Strategies	Prioritized Interventions	5-Year Quick Wins	Implementation Period	Responsible Lead Institution
Inclusive national development programming	Promoting gender- and youth-sensitive programming	Mainstream gender into national development programmes, policies and interventions, including empowerment programmes and entrepreneurship		2021-2030	Ministry responsible for gender
		Mainstream child- and youth-supportive interventions at all levels of development programming, such as life-long learning and entrepreneurial skills development		2021-2030	Ministries responsible for children and youth
<b>Social Welfare</b>					
Enhanced social protection and support for all disadvantaged, marginalized and vulnerable people	Improving welfare and status for the elderly, persons with disability and albinism	Provide catalytic and transformative social cash transfer to the elderly, orphans and persons with disability		2021-2030	Ministry responsible for social welfare
		Introduce and sustain an old age pension scheme		2021-2030	Ministries responsible for social protection and finance
		Facilitate access to catalytic business opportunities to less privileged groups, including access to finance		2021-2030	Ministries responsible for social welfare and trade
		Update the UBR annually for informed targeting and provision of social support services		2021-2030	Ministry responsible for social protection
		Capacitate the civil protection committees on the effective delivery of social support programmes		2021-2030	Ministry responsible for social protection
		Include the needs of persons with disabilities in the development of plans, such as disability-friendly infrastructure		2021-2030	Ministry responsible for persons with disability
	Strengthening national child protection systems to reduce vulnerability, violence, abuse and exploitation	Increase child participation in the national development decision making processes		2021-2030	Ministry responsible for children welfare
		Scale-up early childhood development and pre-school education		2021-2030	Ministry responsible for early childhood development
		Advocate and enforce child rights and laws at all levels		2021-2030	Ministry responsible for children welfare



## Enabler 6: Economic Infrastructure

***Objective: To have a globally competitive economic infrastructure that will promote domestic economic activity and catalyze foreign direct investments for inclusive wealth creation.***

Economic Infrastructure such as Transport, ICT and Energy are pivotal to accelerating the growth of other sectors; important enablers for inclusive wealth creation; and central in enhancing economic competitiveness. Reliable and readily accessible energy is associated with economic and social benefits that result in huge multiplier effects. Efficient transport systems bring improved access to markets, generating employment and enhancing investments. ICT forms the backbone of the modern business activity, productivity, trade and social advancement.

There are a number of challenges that have constrained progress in infrastructure development in Malawi, the largest being the lack of access to long-term development financing. The impact of an under-developed economic infrastructure brings in more challenges in the energy, water, ICT and transport sectors, including: limited and intermittent power supply; unreliable and unaffordable ICT services, with low ICT penetration and technology adoption; underdeveloped transport network that fails to connect the rural masses to markets, and the country to regional and international markets at low cost; and erratic water supply for both domestic and commercial use. Nonetheless, there are other opportunities for financing national projects such as bonds, pension funds, and PPP arrangements.

The poor economic infrastructure in Malawi has resulted in poor competitiveness in the global market. The 2017 Global Competitiveness Report ranks Malawi's infrastructure extremely low, at 135 out of 138 economies, significantly below other SADC countries. Currently, only 12 percent of the population in Malawi has access to electricity; only 30 percent of the road network is bitumised; and in 2019, only 15 percent of the population had internet access.

MIP-1 aims to increase access to electricity to 50 percent by 2030 while matching the proportion of energy generation to that of energy demand. 45 percent of the current road network is targeted for bitumization by 2030; while internet penetration will be increased to at least 20 percent.

**The following are some of the game changing interventions under this Enabler:**

- 1. Establishment of the Development Catalyzing Corporation as an investment trailblazer parastatal.**
- 2. Introducing and sustaining innovative long-term financing such as blended finance and PPPs, especially in power, strategic roads and ICT.**

Overall, programs and projects, including impactful flagship projects, for developing the economic infrastructure will focus on the following priority areas in which game changers are embedded:

***Energy Development:  
Diversifying the number of independent power producers, largely focusing on renewable and sustainable energy to reduce the overdependence on hydro-generated power from just one river.*** ”

- 1. Energy Generation and Supply:** Diversifying the number of independent power producers, largely focusing on renewable and sustainable energy to reduce the over dependence on hydro-generated power from just one river.
- 2. ICT Development:** Promote investment in ICT infrastructure to increase digital access and technological adoption.
- 3. Transport Development:** Few impactful Flagship projects for a multi-modal transport system consisting of road, rail, air and inland water transport.



**Table 9: Key Strategies and Interventions for Economic Infrastructure**

Outcome	Strategies	Prioritized Interventions	5-Year Quick Wins	Implementation Period	Responsible Lead Institution
<b>Legislation and Institutional Capacity Building</b>					
Improved availability and access to long-term development financing for infrastructure projects	Exploring ways of unlocking alternative local and non-traditional sources of funding	Legislate the utilisation of pension funds for development/infrastructure projects	✓	2021-2023	Ministry responsible for finance
		Formulate supportive policy and legislative framework for IPP and PPP arrangements in infrastructure development	✓	2021-2023	Ministry responsible for economic planning and development
		Review public finance management laws to provide for a fixed proportion of domestic revenue for infrastructure development (require an annual minimum of 25 percent of the national budget to be allocated towards the development budget)	✓	2021-2022	Ministry responsible for finance
		Facilitate fiscal guarantees towards bankable private projects requiring huge investments that can be financed through external loans	✓	2021-2030	Ministry responsible for finance
Sustainable infrastructure	Ensuring durable and quality infrastructure	Legislate against counterfeit energy equipment including solar modules	✓	2021-2022	Ministry responsible for energy
		Legislate for minimum standards for transport and energy infrastructure	✓	2021-2023	Ministries responsible for transport and energy
Enhanced capacities for the institutions coordinating the Enabler	Building the capacities of the institutions coordinating the economic infrastructure development interventions	Build the institutional, technical and human resource capacity in the institutions that will be coordinating the economic infrastructure development (with adherence to minimum requirements)	✓	2021-2030	OPC and Ministry responsible for finance
		Develop and implement Strategic Plans for the Ministries coordinating this Enabler		2021-2030	Ministries responsible for economic infrastructure development

Outcome	Strategies	Prioritized Interventions	5-Year Quick Wins	Implementation Period	Responsible Lead Institution
	Developing skills for the development of bankable economic infrastructure projects and negotiation of PPPs	Train the relevant MDAs and parastatals in acquiring bankable projects and PPP negotiating skills		2021-2030	Ministry responsible for development planning
Improved reliability, affordability and penetration of ICT services	Enhancing the legal and policy environment in the ICT sector	Review the licensing framework for network operators/new entrants to promote competition and fair trading	✓	2021-2022	Ministry responsible for ICT
		Mandate infrastructure sharing of ICT providers to reduce ICT costs	✓	2021-2022	Ministry responsible for ICT
<b>Energy Generation and Supply</b>					
Increased energy generation and access	Diversifying sources of energy, including renewable and sustainable energy	Facilitate establishment of solar equipment manufacturing plants through PPPs		2023-2026	Ministry responsible for industry
		Identify and develop sites for hydro, coal, geothermal, natural gas, solar, wind, agricultural waste, forestry waste, and biogas resources through IPP and PPP arrangements	✓	2021-2030	Ministry responsible for energy
		Provide incentives for renewable energy equipment to promote investments and adoption of renewable energy	✓	2021-2030	Ministry responsible for energy
		Scale-up the Rural Electrification Program to widen national electricity coverage	✓	2021-2030	Ministry responsible for energy

Outcome	Strategies	Prioritized Interventions	5-Year Quick Wins	Implementation Period	Lead Institution
		Invest in new high-capacity power plants and construct new transmission lines and substations to support energy generation and distribution capacity		2021-2030	Ministry responsible for energy
		Develop more hydro-power plants		2021-2030	Ministry responsible for energy
		Expedite the completion of energy projects in the pipeline which already commenced to increase energy supply to the national grid	✓	2021-2025	Ministry responsible for energy
	Accelerating SAPP connections to the national grid	Fast-track the commencement and completion of the interconnection of Malawi's power system with that of Mozambique and Zambia	✓	2021-2025	Ministry responsible for energy
<b>ICT Development</b>					
Improved access to reliable and affordable ICT services	Increasing access to ICT services	Implement "connect to a school" ICT program	✓	2021-2025	Ministry responsible for ICT
		Review levies on digital devices and services and all tariff/non-tariff barriers on ICT access	✓	2021-2023	Ministry responsible for finance
		Upscale on-going projects on ICT infrastructure development, e.g. Last Mile Rural Area Connectivity, NACIT Enhancement Project, Digital Malawi project	✓	2021-2030	Ministry responsible for ICT
		Build a fibre backbone from Nacala to Lilongwe to reduce landing costs which are a significant driver of high data cost in Malawi		2024-2027	Ministry responsible for ICT
	Investing in ICT skills development	Intensify ICT research education and training in all sectors to improve digital literacy		2021-2030	Ministry responsible for ICT

Outcome	Strategies	Prioritized Interventions	5-Year Quick Wins	Implementation Period	Lead Institution
<b>Transport Development</b>					
Integrated transportation system	Increase length of paved roads, especially in rural areas	Undertake systematic maintenance and rehabilitation of road infrastructure, including in rural areas	✓	2021-2030	Ministry responsible for transport
		Upgrade urban roads to bitumen standards	✓	2021-2027	City councils
		Increase the lengths (kms) of paved roads to above 50 percent, especially targeting rural roads and tourism and mining potential areas	✓	2022-2025	Ministry responsible for transport
		Decentralize road maintenance by reconstituting District Infrastructure Roads Maintenance Programme (DRIMP)	✓	2022-2025	Ministry responsible for transport
	Setting and enforcing high standards for infrastructure	Create guidelines for civil and building works in both cities and rural areas	✓	2021-2022	Ministries responsible for local government and public works
		Dualize prime city roads and district urban center roads according to master plans		2021-2030	Ministries responsible for local government and transport
		Establish toll-gates in designated points through PPPs according to master plans	✓	2021-2025	Ministry responsible for transport
	Building world class transport infrastructure terminals	Build bus terminals in all the existing cities and the 8 secondary cities; and railway terminals commencing with Blantyre and Lilongwe		2022-2027	Ministry responsible for local government
		Build domestic bus terminals in cities and districts	✓	2022-2030	Ministry responsible for local government
		Rehabilitate jetties and ports in designated areas such as Chipoka, Likoma, Chilumba, Nkhatabay, Monkey Bay, and Nkhotakota	✓	2022-2027	Ministry responsible for transport

Outcome	Strategies	Prioritized Interventions	5 Year Quick Wins	Implementation Period	Responsible Lead Institution
	Investing in an inclusive, integrated and multi-modal transport system to reduce overreliance on road transport	Modernize and expand existing international airports (Chileka, KIA), and build one in Mzuzu		2021-2028	Ministry responsible for transport
		Build Rapid Transit Public Transport Systems in the existing cities and new secondary cities		2023-2030	Ministry responsible for transport
		Build dry ports at strategic places	✓	2021-2025	Ministry responsible for transport
		Renovate and expand water ports	✓	2022-2025	Ministry responsible for transport
		Expand railway coverage to international and domestic routes for cargo and passengers; and introduce intercity railway system	✓	2022-2025	Ministry responsible for transport
		Expand and modernize all major airports; and build new airport in Mzuzu		2022-2030	Ministry responsible for transport
		Introduce an efficient and reliable road, rail, and water public transport system that will encourage the use of public transport		2021-2030	Ministry responsible for transport



## Enabler 7: Environmental Sustainability

**Objective: To promote sustainable development with clean, secure environment.**

Environmental sustainability is central in ensuring the sustainable development of the country. Development programmes based on minimizing the depletion of natural resources can be sustained without causing further harm to the environment. The underlying motive for this Enabler is that of utilizing natural resources for responsible and sustainable development with an ethic of conserving for current and future generations. The success and productivity of many sectors, such as agriculture, energy, transportation, wildlife and tourism, rely on quality ecosystem services. A sustainable environment with prudent and natural resource management is therefore essential not only for the conservation of biodiversity, but also satisfaction of human needs and expectations.

However, there are so many challenges confronting environmental sustainability in Malawi that are both externally and internally induced, including: natural disasters and climate adversities; environmental degradation; weak institutional capacity and

coordination, exacerbated by political interference in the regulation and enforcement of environmental management laws and regulations; limited awareness of environmental best practices; and limited indicators of sustained provision of individual ecosystem services in development planning, including data gaps and limited funding for environmental programs. These setbacks eventually manifest through environmental alterations that degrade ecosystem integrity, resulting in poor ecosystem service profiles. Examples of poor ecosystem service profile include: changes in sedimentation patterns and rates; degradation of the natural resources; drop in water levels; drop in quality of air and water; and deforestation and poor agricultural practices that promote increased soil erosion and associated nutrient loss.

***Environmental sustainability is central in ensuring the sustainable development of the country.*** ”

The challenges to environmental sustainability will be exacerbated in our quest to attain the industrialized upper middle-income economy status at the shortest time possible. This will bring about pollution that needs to be mitigated by embracing clean technologies that will minimize environmental degradation. The country's carbon footprint (kt) is currently very low (1,298.12 in 2016), but it needs to remain below 10,000 kt, even with industrialization, by 2030. The target is to bring the rate of deforestation down from as high as 1.6 percent in 2018 to 0.91 percent by 2030; and improve the Environmental Sustainability Index of 4 to 5 by 2030. MIP-1 aims to increase the environmental status and quality while minimizing the rate of soil loss from 39 metric tons per hectare per year in 2014 to 20 tons per hectare per year by

**The game changer interventions that will ensure Malawi industrializes and develops while ensuring a low carbon footprint include:**

**Introduction and sustainability of massive agroforestation and reforestation programs.**

**Promotion of a green economy, such as climate-smart agriculture, green tourism, green cities.**

**Promotion of alternative sources of livelihood beyond environmentally degrading interventions.**

**4. Enforcement of legislation on land use management and environmental management.**

Overall, the environmental sustainability Enabler will implement programs and projects that focus on the following priority areas which have the game changing interventions embedded:

1. **Ecosystem Conservation and Environmental Management:** Embrace ecosystem-based approaches in managing the environment under harmonized legislation.
2. **Waste Management and Green Economy:** Adequate waste disposal, treatment and recycling; air and water pollution management; and prudent water resource management.
3. **Climate Change Management:** Mitigation of and adaptation to effects of climate change.
4. **Environment and Climate Change Financing:** Coordinated and innovative financing mechanisms towards climate change, conservation, adaptation and mitigation measures.
5. **Natural Disasters and Climate Adversities Preparedness:** Disaster preparedness, mitigation and adaptation.

Table 10: Key Strategies and Interventions for Environmental Sustainability

Outcome	Strategies	Prioritized Interventions	5-Year Quick Wins	Implementation Period	Responsible Lead Institution
<b>Legislation and Institutional Capacity Building</b>					
Strengthened legal framework for environmental protection and management	Reviewing environmental protection and natural resource management regulatory framework	Review land related laws to accommodate new maps and land use change across the country	✓	2021-2023	Ministry responsible for land surveys
		Review environmental guidelines and legislation to incorporate environmental sustainability principles, including outlawing use of bricks burnt by wood for construction	✓	2021-2023	Ministry responsible for environment and natural resources
		Review environmental policy to set up proper governing structures and clarify the mandate of institutions, including Malawi Environmental Protection Agency (MEPA) and Atomic Energy Regulatory Authority (AERA)	✓	2021-2023	Ministry responsible for environment
		Review existing laws and policies related to economic and fiscal instruments to raise revenues for sustainable conservation and management of natural resources and environment	✓	2021-2023	Ministries responsible for finance, natural resources and environment
		Review Biosafety Act and Biosafety Regulations	✓	2021-2023	Ministries responsible for environment, natural resources
Enhanced capacities for the institutions coordinating the Enabler	Building the capacities of the institutions coordinating the sustainable environment interventions	Build the institutional, technical and human resource capacity in the institutions that will be coordinating sustainable environment interventions (with adherence to minimum requirements)	✓	2021-2030	OPC and Ministry responsible for finance
		Develop and implement Strategic Plans for the Ministry(ies) coordinating this Enabler	✓	2021-2030	Ministries responsible for sustainability environmental management
<b>Ecosystem Conservation and Environmental Management</b>					
Enhanced environmental degradation preventive measures	Promoting restoration of degraded areas	Enforce mandatory Environmental and Social Impact Analysis (ESIA) on all national or local level development projects	✓	2021-2030	Ministry responsible for environment



Outcome	Strategies	Prioritized Interventions	5-Year Quick Wins	Implementation Period	Responsible Lead Institution	
		Prepare and implement restoration plans in highly degraded areas (wildlife, forestry and fisheries)	✓	2021-2023	Ministry responsible for natural resources	
		Develop environmental action plans for environmental management at national and district levels	✓	2021-2023	Ministry responsible for environment	
		Enforce land-related legislation, especially on land use	✓	2021-2023	Ministry responsible for lands	
		Designate all hilly areas as protected and scale-up forest regeneration	✓	2021-2023	Ministry responsible for environment and natural resources	
	Promoting active citizenship among children and the youth on environmental management	Establish campaigns that will inculcate positive values on the environment among children and youth	✓	2021-2023	Ministries responsible for environment and civic education	
		Develop curriculum for primary and secondary schools to educate and engage students in environmental awareness and sustainability activities	✓	2021-2024	Ministries responsible for environment and education	
	Promoting use of alternative energy sources	Scale-up use of alternative sources of energy such as briquettes, biogas and Liquefied Petroleum Gas (LPG)			2021-2030	Ministry responsible for energy
		Provide fiscal incentives for environmentally friendly cooking equipment	✓		2021-2030	Ministries responsible for energy and finance
		Expand use of energy-saving cooking equipment	✓		2021-2030	Ministries responsible for energy and civic education

Outcome	Strategies	Prioritized Interventions	5-Year Quick Wins	Implementation Period	Responsible Lead Institution
<b>Waste Management and Green Economy</b>					
Improved environmental management	Engaging private sector in environmental, natural resources and waste management initiatives	Establish modern dump sites and associated infrastructure to support recycling, especially in cities and towns	✓	2021-2023	City and town councils
		Promulgate legislation requiring companies to categorize and quantify the waste they generate and how to dispose of it	✓	2022-2023	Ministry responsible for environment
	Incentivizing investors specializing in waste recycling technologies	Provide a business framework to support the investors in waste recycling through tax reductions and waivers		2021-2030	Ministries responsible for trade, industry and finance
	Expanding youth-led green businesses	Conduct green products youth exhibitions and networking conferences	✓	2022-2030	Ministry responsible for environment and natural resources
		Scale up youth-led green businesses for promoting green economy in potential areas, especially cities	✓	2021-2030	Ministry responsible for trade and natural resources
	Promoting awareness in waste and environmental management	Develop management plans for national and district waste management and sanitation interventions	✓	2021-2023	Ministry responsible for environment
		Appoint opinion leaders as champions for environmental sustainability and social wellbeing	✓	2021-2030	Ministry responsible for environment management
		Update the guide to executive decision making with environmental management tenets	✓	2022-2023	Ministry responsible for environmental management



Outcome	Strategies	Prioritized Interventions	5-Year Quick Wins	Implementation Period	Responsible Lead Institution
	Strengthening compliance on pollution control and waste management	Implement nuclear safety and security measures to protect people and environment		2021-2030	Ministry responsible for environmental management
		Scale-up recycling of the industrial by-products and waste management interventions country wide	✓	2021-2030	Ministry responsible for Industry
		Develop standards for eco-friendly products	✓	2021-2030	Ministry responsible for products standardization and accreditation
		Intensify production of energy from waste especially in towns and cities	✓	2021-2030	Ministry responsible for energy
<b>Climate Change Management</b>					
Improved weather and climate monitoring for early warning, preparedness and timely response	Promoting efficient and effective generation and utilization of reliable climate services	Conduct periodic reporting in environmental management practices		2021-2030	Ministry responsible for environmental management
		Institutionalize data collection and management in the ENRM sector	✓	2021-2030	NSO and Ministry responsible for climate change management
	Improving spatial weather and climate monitoring and prediction systems through automation and ICT methodologies	Adopt low carbon emission development strategies	✓	2021-2030	Ministry responsible for climate change management
		Implement adaptation and mitigation interventions in the sectors of agriculture, forestry, and land resources conservation		2021-2030	Ministry responsible for climate change management
		Implement Nationally Determined Contributions (NDC) agreed modalities and National Adaptation Plans (NAPs)	✓	2023-2030	Ministry responsible for climate change management
Enhanced climate resilience to climate change impacts	Strengthening policy operating environment for climate change and meteorological services	Mainstream climate change in sector plans, policies and programs	✓	2021-2030	Ministry responsible for climate change management
		Enhance climate change research and technology development and dissemination		2021-2030	Ministries responsible for climate change research and technology development

Outcome	Strategies	Prioritized Interventions	5-Year Quick Wins	Implementation Period	Responsible Lead Institution
		Strengthen cross-sectoral coordination among stakeholders for harmonization of climate change interventions	✓	2021-2030	Ministry responsible for climate change management
<b>Environment and Climate Change Financing</b>					
Coordinated financing of the ENRM sector	Promoting innovative financing mechanisms towards climate change, conservation, adaptation and mitigation measures	Re-establish carbon tax fund	✓	2022-2023	Ministry responsible for finance
		Build capacity for accessing local and international climate change financing, including the Climate Change Adaptation Fund and Green Climate Fund	✓	2021-2023	Ministries responsible for climate change management and finance
		Introduce various levies, including carbon levy and payment for ecosystem services to support ENRM investments	✓	2022-2025	Ministry responsible for finance
<b>Natural Disasters and Climate Adversities Preparedness</b>					
Improved disaster risk reduction and response	Scaling up the use of modernized climate information and Early Warning Systems (EWS)	Digitize the disaster response program	✓	2022-2023	Ministry responsible for disaster management
		Invest in real-time modernized EWS and climate information	✓	2022-2024	Ministry responsible for meteorological services
		Set-up and support knowledge management network and capacity for application of sound environment science and technological monitoring		2023-2025	Ministry responsible for climate change management
	Improving disaster risk and management information gathering, sharing and sector collaboration	Institutionalize collection, management and use of relevant disaster information	✓	2021-2030	Ministry responsible for disaster management
		Deploy enough personnel at all councils for assessment, management and reporting of disasters	✓	2021-2025	Ministry responsible for disaster management



# CHAPTER 3

PRIORITY FLAGSHIP  
PROJECTS/PROGRAMS FOR  
MIP-1



## PRIORITY PRIORITIZED FLAGSHIP PROJECTS/PROGRAMS

Flagship programs and projects are initiatives identified as key to accelerating Malawi's progress towards realizing the aspiration of an inclusively wealthy and self-reliant nation, as championed by MW2063. These are programs and projects that will fast-track Malawi's attainment of the lower-middle income status by 2030. Some flagships may not seem to materialize immediately in the short term, but they are foundational interventions with huge multiplier effects towards the implementation and realization of MW2063.

Flagship programs and projects have, therefore, been aligned to the three Pillars of MW2063: Agriculture Productivity and Commercialization, Industrialization and Urbanization; and its Enablers:

Mindset Change, Effective Governance Systems and Institutions, Enhanced Public Sector Performance, Private Sector Dynamism, Human Capital Development, Economic Infrastructure and Environmental Sustainability. The rationale for this alignment is to ensure that all the development programs and projects that the country embarks on answer to the Pillars and Enablers of MW2063, as the building blocks towards the realization of its aspirations.

MIP-1 has few prioritized flagships as per lessons learnt from Vision 2020. The prioritization is based on the criteria in *Annex 5. Table 11* presents the prioritized flagship programs and projects for MIP-1.

***Flagship programs and projects have, therefore, been aligned to the three Pillars of MW2063: Agriculture Productivity and Commercialization, Industrialization and Urbanization; and its Enablers: Mindset Change, Effective Governance Systems and Institutions, Enhanced Public Sector Performance, Private Sector Dynamism, Human Capital Development, Economic Infrastructure and Environmental Sustainability.*** ”

Table 11: Priority Flagship Projects/Programs for MIP-1

Pillar	Project/Program	Description	Short-term Wealth Creation	Inclusive Wealth Creation	Benefit Cost Ratio	Total Score	Cost (K)	Quick-win	Period	Funding Source	Status	Responsible Lead Institution
Agricultural productivity and commercialization	Shire Valley Transformation Program	Involves irrigation of 43,370 Ha. of land, abstract water from Shire Valley to irrigable land, in Chikwawa and Nsanje, through Canals	3	3		1	180bn	✓	2018-2031 (Implemented in Phases: Phase 1: 2018-2023; Phase 2: 2022-2027, 2026-2031)	Multi-financed: World Bank (WB), African Development Bank (AfDB), Nigeria Trust Fund, OPEC Fund for International Development (OFID), Global Environmental Facility (GEF), GoM	Need evaluation of Phase II to determine success of project, and progression to next phase	Ministry responsible for agriculture
	National Land Titling to Promote Tenure Security and Sustainable Development	Pilot implemented in 8 districts, operationalizing Customary Land Act, processing of ownership certificates	3	3			₹BD	✓	2021-2026	GoM, DPs	Ongoing. Pilot Phase commenced in 2018, completing in May, 2021 Expected to start roll-out as soon as pilot ends	Ministry responsible for lands
	Sustainable aquaculture and fisheries development	Construction of aquaculture, fish landing, handling, and value addition sites along the lake	3	25	0.5	6	9.7bn	✓	2022-2027	PPP, Venture Capital, Pvt Sector, AfDB		Ministry responsible for agriculture
	Malawi Value Chain Addition Development Program; agriculture, textile, mining	This is a new project that intends to identify and promote value chains across the main economic programs guided by the MW2063 Pillars and Enablers	3		3	1	5	✓	2021-2025	SDPs, GoM, Pvt Sector, PPP	Identification of value chains across the Pillars and Enablers is yet to be done upon consulting relevant MDAs on the program	Ministry responsible for industry



Pillar	Project / Program	Description	Short-term Wealth Creation	Inclusive Wealth Creation	Benefit Cost Ratio	Total Score	Cost (K)	Quick-win	Period	Funding Source	Status	Lead Institution
Industrialization	Malawi Rural Electrification Project	The Ministry responsible for energy has concluded implementation of MAREP phase 8 in which a total of 606 rural centers have been electrified through grid connection thereby increasing access in rural areas	3		3	0	USD 5	✓	6 2021-2024 5	GoM	Ongoing	Ministry responsible for energy
	Construction of Coal Fired Power at Kam'mwamba	The project involves constructing a 300 MW coal fired plant at Kamwamba in Neno district	21	24	1.5	6	624bn		2022-2030	GoM, PPP, Diaspora Bond, Local Bond	At stage of seeking Govt. financing partners	Ministry responsible for energy
	Constructing water harvesting structures (small multipurpose dams and water tanks).	The project involves constructing water harvesting structures such as small multipurpose dams and water tanks	3	25	1.5	7	25bn	✓	2021-2025	GoM, DP, PPP, Diaspora Bond	At initiation stage	Ministry responsible for agriculture

Pillar	Project / Program	Description	Short-term Wealth Creation	Inclusive Wealth Creation	Benefit Cost Ratio	Total Score	Cost (K)	Quick-win	Period	Funding Source	Status	Lead Institution
Urbanization	Malawi Lakeshore Tourism Development Program - Hotels, Roads and Infrastructure (Mangochi, Liwonde, Karonga, Nkhatabay, Salima)	Construction of five star/world class hotels, roads, conference centre along the lakeshore. This project is aimed at promoting tourism by maximizing the use of Lake Malawi through state-of-the-art facilities and services across the lakeshore areas	3		3 0.5	6.5	500bn	✓	2022-2030	GoM, PPP, Pvt Sector, Diaspora	Consultations with relevant MDAs on the concept, feasibility and funding of the project is yet to be done	Ministry responsible for tourism
	Salima-Lilongwe water supply project	This involves establishing and installing new water sources that would promote industrialization, domestic and other commercial purposes	2.4	3	1.5	6.9	332.45bn (includes resettlement costs of 8.45bn)		2021-2025	Engineering, Procurement and Construction (EPC)/ GoM	The project is at financing or resource mobilization stage	Ministry responsible for natural resources
Economic Infrastructure	Construction of Roads: Rumphinyika-Illomba, Dzaleka-Ntchisi-Mpalo-Malomo, Ntcheu-Tsangano-Neno-Mwanza, Jenda-Edingeni-Engalaweni-Manyamula-Mzimba, Chikwawa-Chapananga-Mwanza, Nsanje-Marka, Lirangwe-Chingale-Namatunu-Machinga, Balaka Market to Nkhatabay	Constructing various roads across the country to improve transport system that ensures reduced transportation costs	3	3	0.5	6.5	83bn	✓	2021-2027	Local Bond	These roads await mobilization of funds through a local bond	Ministry responsible for transport and public works

Pillar	Project / Program	Description	Short-term Wealth Creation	Inclusive Wealth Creation	Benefit Cost Ratio	Total score	Cost (MK)	Quick-win	Period	Funding Source	Status	Lead Institution
	Malawi air travel development and modernization program	Construction of airports along Lake Malawi, modernization of existing airports and purchasing aircrafts: Proposed sites - Chileka, KIA, Mzuzu, Mangochi, Karonga, Nsanje	2		3	6,7	TBD		2021-2028	GoM, Pvt Sector, PPP, Venture Capital, Diaspora Bond, Local Bond	This is a new project under conceptualization	Ministry responsible for transport and public works
	Limbe-Marka Railway line	Rehabilitation and upgrading of the railway line from Limbe to Marka	3		3	1	287bn	7 ✓	2021-2026	Diaspora Bond		Ministry responsible for transport and public works
	Digital Malawi Program Phase 1: Malawi Digital Foundation Project	This involves installation of fibre cables, connecting to high-speed internet, providing e-services throughout Government, supporting technology hubs	21	26	15	62	56,5bn	✓	2019-2025	GoM, WB	There is need for evaluation of phase 1	Ministry responsible for information
	Development of SEZs	This involves establishing industrial parks in designated areas that have a comparative advantage for promotion of manufacturing and attracting FDI	3		3	6	314bn		2021-2030	GoM, AfDB, PPP, Pvt Sector	This is a new MAX program under conceptualization	Ministry responsible for industry
	Construction of Inkosi Mbelwa University in Mzimba	Part of increasing access to tertiary education. The University will offer programs such as veterinary services among others	3		30,5	6,5	74bn		2021-2030	GoM, PPP,	The project will be financed through a local finance bond. The project started and is expected to be completed	Ministry responsible for education

Pillar	Project / Program	Description	Short-term Wealth Creation	Inclusive Wealth Creation	Benefit Cost Ratio	Total score	Cost (MK)	Quick-win	Period	Funding Source	Status	Lead Institution
	Rehabilitation of railway line: Nkaya to Mchinji (Nacala Corridor)	Transportation of goods across the country; from southern to central Malawi	3		3	6,7	250bn		2021 -2030	Pvt Sector, Local Bond, PPP, GoM	Not	Ministry responsible for transport and public works
	Ports and jetties: Likoma, Nkhotakota, Nkhatabay, Monkey Bay, Chilumba, Chipoka	This involves construction of jetties and ports in designated areas	3		3 0,9	6,9	60bn		2022 -2027	Pvt Sector Local Bond, PPP, GoM	Construction of Likoma Jetty is ongoing while that of Nkhatabay needs expansion. The Chilumba and Nkhotakota is a new construction	Ministry responsible for transport and public works
	Songwe River Basin Development Program- Irrigation, hydro electricity and water development	Construction of water supply schemes, irrigation schemes, lower Songwe concrete dams, hydropower plant (180.2 MW), road infrastructure, flood EWS	3		2,5		346bn	✓ 5	2016-2063	AfDB	Yet to commence	Ministry responsible for energy
	Development of Hydro-power plants: Mpatamanga, Kholombidzo, Fufu projects	This flagship will first prioritize construction of the 350 MW hydropower plant at Mpatamanga Gorge on the Shire River	3	3	3	9	Total of 1.2tn comprising Mpatamanga =343.2bn Kholombidzo =365bn Fufu=517bn	✓	2019-2024	PPP arrangement	The Mpatamanga project has successfully passed the screening and appraisal stages. The project is at structuring of contract and tender (procurement) stage. Different agreements, closures, and contracts have to be made before actual developing commences	Ministry responsible for energy



# CHAPTER 4

## PRIORITY STAKEHOLDER IMPLEMENTATION ARRANGEMENTS



## Implementation Guiding Principles

The implementation of MIP-1 assumes an unconventional approach, going beyond “business-as-usual” to “business un-usual and getting things done.” The following are some of the key implementation guiding principles:

**Policy Coherence:** Will ensure continuity of implementation in development policies and strategic plans in each Pillar and Enabler. Therefore, all sector plans and strategies, country support strategies, and strategic plans must align to MIP-1. This is to ensure that their implementation is translated through the medium-term strategies to avoid curtailing and/or inclusion of projects simply for political expediency.

**Consistency in Prioritization of Public Investments:** Government will deliberately ensure that within the Pillars and Enablers, critical and high value investments and initiatives are prioritized for implementation as identified in MIP-1.

**Resource Availability for Development:** There shall be no development initiative taking off if full resource availability for its implementation is not assured at the time of commencing the project. Cost-benefit analysis shall be conducted before projects are commissioned, especially in cases where they are being financed by borrowing. Borrowing shall only be for projects with high returns. Relatedly, a solid multi-year maintenance plan shall accompany all infrastructure projects such as roads, rail, ports, energy, ICT, irrigation, health and education facilities.

**Inclusiveness in the Implementation:** Religious, political, civil society and business organizations; and youths, men, women, those with disabilities and minority groups shall remain informed and engaged throughout the implementation process. They will together review the achievements, bottlenecks and challenges through such forums as national development conferences and at other

***Religious, political, civil society and business organizations; and youths, men, women, those with disabilities and minority groups shall remain informed and engaged throughout the implementation process.*** ”

regular interfaces as may be defined from time to time by the public body given the mandate to oversee implementation.

**Coordinated Approach to Implementation:** To ensure a Pillar- and Enabler-wide coordinated approach to the implementation of MIP-1, Pillar Coordination Groups (PCGs and Enabler Coordination Groups (ECGs) have been established. The PCGs and ECGs will promote planning and implementation that is focused on prioritized and strategic issues within the Pillar and Enabler. This entails that Government coordinates the implementation of activities in a PCG and ECG to ensure leadership in the sustainable socio-economic transformation and development of the country. The PCGs and ECGs will also be responsible for advising Government on the resources required for meeting the defined MIP-1 priorities within their respective Pillars and/or Enablers. This mechanism will also facilitate the channelling of resources towards a common planning and management framework centred on the priorities defined under MIP-1. PCGs and ECGs will bring together all stakeholders (state and non-state in that Pillar or Enabler; be co-chaired by NPC (which is mandated to oversee implementation and a relevant MDA; and have sub-technical working groups as they may deem necessary for their efficient and effective performance.

## Institutional Arrangements

Delivering on MIP-1 is a collective responsibility that demands collective ownership and leadership from the Presidency to the citizenry. The following are the specific institutions and their roles:

**Government:** will play a central role in the implementation of MIP-1. Apart from providing public goods and services and social services, Government will also create a conducive environment and incentivize private sector participation by providing several incentives such as fiscal incentives. Additionally, and even more importantly, Government will also trailblaze and induce private sector participation in strategic sectors of the economy.

**Office of the President and Cabinet (OPC):** will provide policy guidance and strategic orientation on the implementation of all Government programs under MIP-1.

**The Ministry responsible for economic planning and development:** will provide policy leadership with regards to M&E and short-term plans that will operationalize MIP-1.



**National Planning Commission (NPC):** In collaboration with the Ministry responsible for economic planning and development, will oversee the execution of MIP-1 and undertake rigorous monitoring and evaluation of the implementation process. In addition, NPC, in collaboration with the Ministry responsible for economic planning and development and the Ministry responsible for finance, will ensure that MDAs' sectoral plans, activities and budgets are aligned to MIP-1. Under the purview of NPC and the Ministry responsible for economic planning and development, the PCGs and ECGs will ensure participation of all key stakeholders working under each Pillar and Enabler. These will include line Ministries, civil society, private sector, NGOs, academia and cooperating partners.

**Parliament:** will carry out the oversight role, ensuring transparency and accountability in the implementation of MIP-1. This will be achieved through scrutiny, consideration and approval of Government budgets and legislation so that they align to MIP-1. Parliament shall ensure that the priorities of MW2063, which represent the wishes of Malawians, are being operationalized through the execution of MIP-1 and guide the national and sectoral budgets accordingly.

**Judiciary:** will ensure adherence to the Constitution and law. The Judiciary and Ministry responsible for justice will determine the success of MIP-1 by ensuring that it is implemented following the rule of law in support of the aspirations of Malawians as defined under MW2063.

***Parliament shall ensure that the priorities of MW2063, which represent the wishes of Malawians, are being operationalized through the execution of MIP-1 and guide the national and sectoral budgets accordingly. ”***

**Private Sector:** Private sector investment in both economic and social sectors to generate growth and inclusively create wealth will be key. As the Government creates the conducive environment for investment and trailblazing activities in certain sectors, the private sector must take up opportunities created in the process. The private sector will also be involved in the provision of other public goods through PPP arrangements.

**Civil Society Organisations:** will implement specific activities in various sectors to complement Government's oversight and accountability functions to promote and safeguard the interests of Malawians.

**Development Partners:** will be expected to align their work plans and assistance strategies to MIP-1. Consequently, all their financing and technical support must align to the implementation and realization of MW2063 as outlined under MIP-1, and in keeping with the Addis Ababa development effectiveness agenda for action on financing for



development towards the realization of the sustainable development goals.

**Traditional Leaders:** across the country hold significant influence in mobilizing their communities to participate in the execution of development projects at all levels, including planning, implementation, monitoring and evaluation. They are also key in advocating and supporting the policies, strategies and approaches to development. Traditional leaders also provide the vital link between the village/area level planning and the district planning process through the Village Development Committees and Area Development Committees.

**Individuals and Communities:** will ensure that there is development ownership by meaningfully participating in the execution of development activities at all levels. Individuals and communities are expected to contribute their efforts and time to the implementation of development activities and to take an active role in the review of MIP-1. The youth are especially encouraged to be actively engaged in the implementation of MIP-1.

### Capacity Requirements to Implement MIP-1

Adequate human, financial and technical capacities at different levels especially in coordinating institutions are required for the effective implementation of MIP-1. The MDAs that will be coordinating the various Pillars and Enablers must be adequately capacitated for them to effectively lead in the realization of the set milestones under MIP-1; and the capacity needs have been identified under each Pillar and Enabler. Led by the NPC and the Ministry responsible for economic planning and development, periodic capacity needs assessments will be conducted for each Pillar and Enabler to ensure effective delivery on the interventions defined. Both local and international financing are key to the effective and timely implementation of the interventions under MIP-1.

### Human Resource

A well-trained labour force is required for the implementation of MIP-1. Appropriate human resource at the planning, implementation and evaluation level are all important in this respect. In most cases, specialized skills will have to be developed to support the strategic sectors. Such skills include mining and value addition, large scheme irrigation management, and other

advanced IT skills that drive the digital economy. Some institutions will have to be restructured to suit the current impetus, while new institutions will also have to be set up and filled with appropriate staff with the requisite education and skills that will help realize the milestones under MIP-1 as part of realizing the aspirations of MW2063. Periodic human resource audits will, therefore, be conducted to ensure fit-for-purpose public service.

### Financing

Given the limited fiscal space, the successful implementation of MIP-1 mainly hinges on prioritized spending. This will entail ensuring value for money out of both domestically mobilized resources and international financing while exploring more sources of revenue. This approach will help to reduce debt stock over time and create the fiscal space for supporting the interventions under MIP-1. As such, various non-traditional financing mechanisms must be explored, including PPP arrangements, blended financing, local and international bonds, South-South cooperation financing arrangements and philanthropic financing.

Under MIP-1, Government's preference for development aid is grants and concessional loans with the latter only contracted for projects with high rates of return and huge multiplier effects as part of accelerating our development agenda.

### Technical

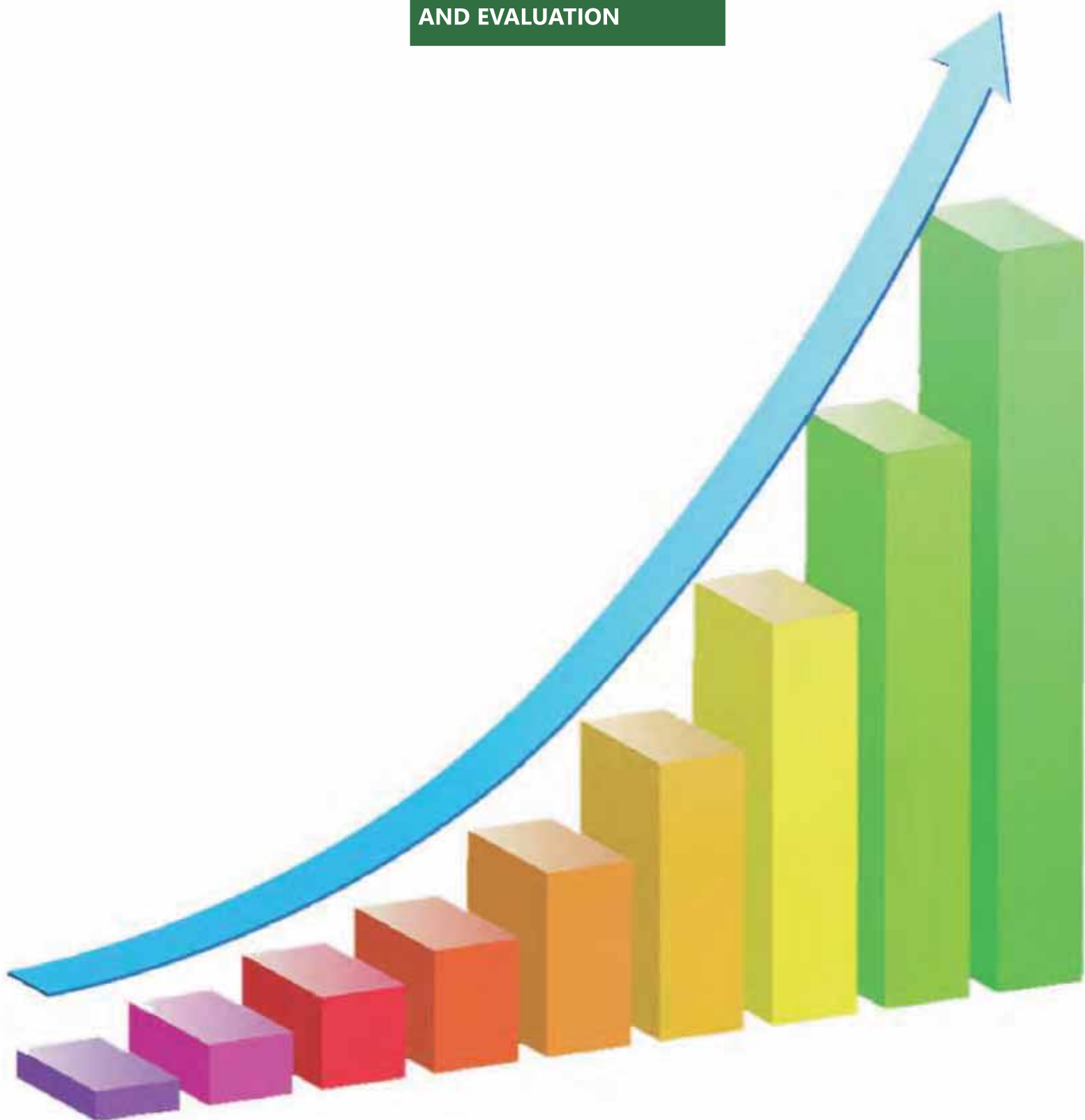
The implementation of interventions under the Pillars and Enablers requires both the utilization of existing skills and acquisition of new ones. Industrialization, for example, requires sector-specific skills that drive the interventions. Some technical expertise is available but will have to be enhanced and reinforced through continuous training to keep up to date with market requirements. Skills must be acquired and bolstered in mining, new agricultural methods, economic infrastructure construction and maintenance, agro-processing and various manufacturing skills, among others. Further, the capacity to generate and analyze data and monitor and evaluate the implementation of the interventions will be key in tracking progress and redirecting efforts towards initiatives that are really transforming Malawians' lives and hence worthy scaling-up.

**Adequate human, financial and technical capacities at different levels especially in coordinating institutions are required for the effective implementation of MIP-1.**



# CHAPTER 5

REPORTING, MONITORING  
AND EVALUATION



## REPORTING, MONITORING AND EVALUATION

This Chapter outlines the institutional arrangements required for the implementation, monitoring and evaluation of MIP-1. The Result Framework (Framework) details specific objectives, indicators and targets to be achieved by 2030. The Chapter also identifies institutional arrangements, roles and responsibilities in the implementation of the Framework and operationalization of the Monitoring and Evaluation (M&E) System; and suggests how different players will be involved in the M&E process and the manner in which data collection and management will be enhanced.

### Result Framework for MIP-1

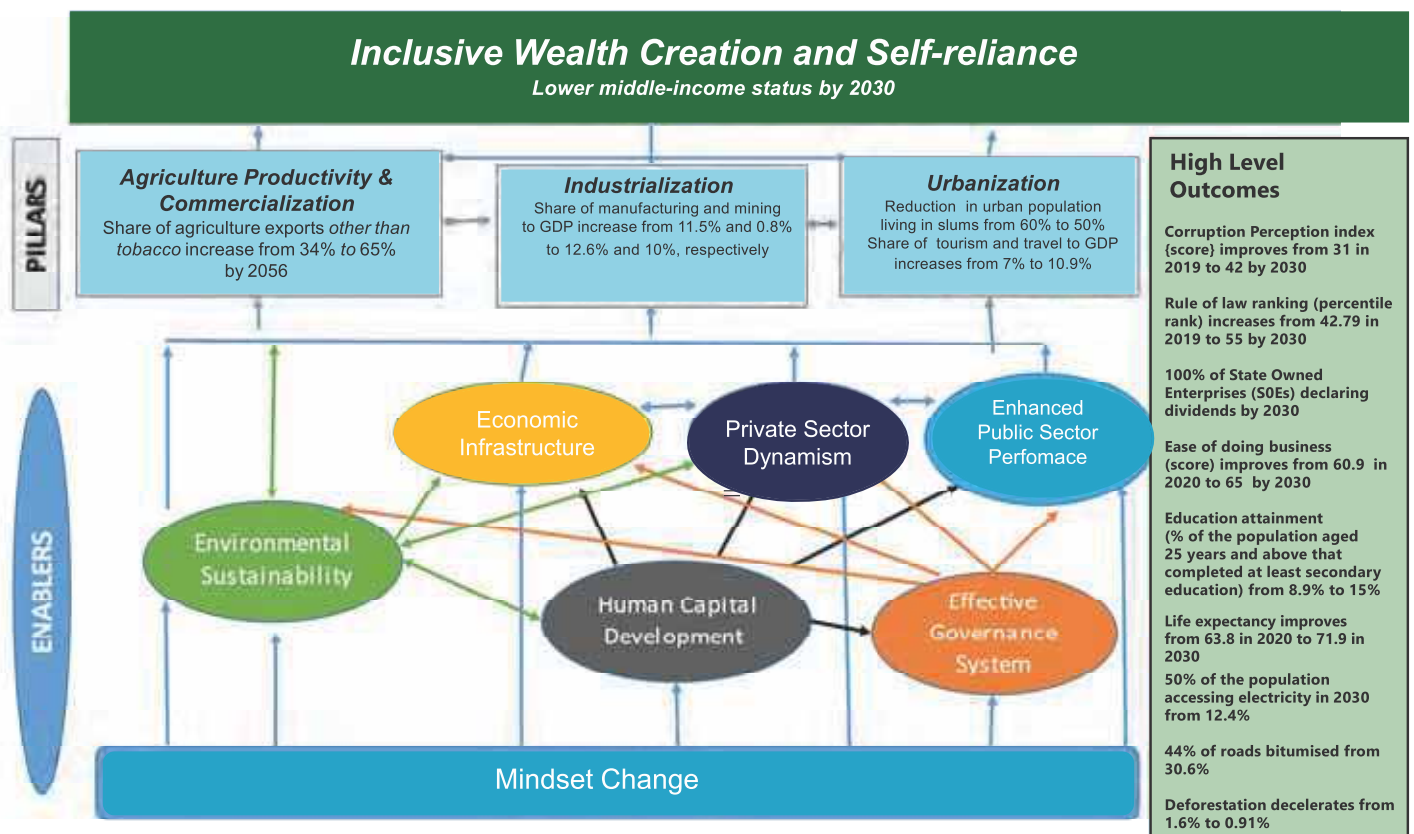
The Framework provides an accountability mechanism through which Malawians will assess progress towards the attainment of the goals of MIP-1. The Framework outlines high level results (goals and outcomes) to be monitored; and related indicators against which progress will be measured. Key elements of the Framework are indicators, milestones, means of verification and responsible institutions. It also gives a reflective and learning

**Figure 1:** Theory of Change Framework for the Implementation of MIP-1.

platform for stakeholders to constructively engage, adapt programming and leverage performance so as to achieve the 2030 objectives.

### MIP-1 Theory of Change

The theory of change for MIP-1 recognizes that for the country to achieve both the long-term vision and the medium-term objectives, there is need to implement interventions under the three Pillars and seven Enablers as an ecosystem with proper coordination mechanisms. To achieve (a) an optimally productive and commercialized agriculture sector; (b) a vibrant knowledge-based economy with a strong manufacturing industry driven by agriculture and mining sectors; and (c) world class urban centers and tourism hubs, the following Enablers must be implemented fully in a systems approach for each of the Pillars: (i) a positive shift in mindset; (ii) effective governance systems and institutions; (iii) effective public sector management; (iv) dynamic private sector participation; (v) adequate and quality human capital; (vi) vibrant economic infrastructure; and (vii) sustainable environment. *Figure 1* below shows the feedback loops for the theory of change and results chain for MIP-1.



## Assumptions

The successful implementation MIP-1 will depend on a number of assumptions that must be held over time:

- 1 The identified strategies, interventions and flagships are put in place, enforced, and adhered to.
- 2 There is a conducive and stable macroeconomic environment created and sustained through prudent management of fiscal and monetary policies.
- 3 All stakeholders will jointly ensure mobilization of sufficient resources in support of the interventions stipulated under MIP-1.
- 4 A national skills audit will be conducted that will identify human capacity needs and develop a costed capacity development plan to address the needs.
- 5 There will be continued peace and political stability.
- 6 The country can harness the population dividends.
- 7 The economy can mitigate and adapt to social and economic shocks, including those triggered by global dynamics such as economic crises, climate change and pandemics.
- 8 Stakeholders can harness and make use of evidence generated through research.

**Indicators:** The monitoring is grounded on a wide range of key indicators at impact, outcome and output level. Indicators have been selected based on their relevance and practicality. Effort has been made to domesticate international development frameworks, especially SDGs and the Agenda 2063. This ensures that global reporting will be done alongside the national reporting.

**Milestones:** For effective result-based management, the Framework has provided realistic targets. The 2030 targets for key indicators have been adopted from MW2063. These were modelled to achieve the aspirations of MW2063 based on the country's potential and capabilities. For the first five years, the targets have been annualized to ensure the timely identification of divergence from the growth trajectories.

## Institutional M&E Roles

The effectiveness of the M&E system depends on the strong coordination of key institutions in

generating data, analyzing data, and utilizing M&E information to inform policy, planning and budgeting. Key players include:

### **Office responsible for the President and Cabinet:**

To provide an enabling environment and cultivate a result-based culture within the public sector. OPC will ensure that all MDAs are implementing and reporting the progress made on a regular basis. It will also aim to provide incentives to the best performing institutions. The Department responsible for human resource management and development within OPC will ensure the provision and availability of M&E officers and statisticians in the public sector; and improved working culture.

**National Planning Commission:** will provide technical, advisory and oversight leadership relating to the monitoring and evaluation of MIP-1. NPC is accountable for the operationalization and functionality of the PECGs; and will provide oversight by serving as an interface between Government and other stakeholders in coordinating learning interventions around the execution of MIP-1.

**Ministry responsible for economic planning and development:** will provide policy leadership with regards to M&E. As a policy holder, the Ministry will:

- (a) institutionalize a Government-wide M&E system that will generate data from both the public sector and non-state actors;
- (b) develop and maintain a harmonized/ interoperable national management information system (MIS), a multi-sectoral repository for data/information in Malawi; and
- (c) ensure that there is adequate capacities within MDAs, Local Authorities and amongst data users, including Parliament, to ensure the effective generation/supply/ and utilization of M&E information.

**National Statistical Office:** is responsible for the production of statistics and will:

- (a) be responsible for the timely organization of national surveys which are critical to the production of survey-based data throughout the implementation of MIP-1;
- (b) provide technical support to various players when they undertake diagnostic evaluations and sector specific surveys; and
- (c) strengthen statistical capacities within MDAs through National Statistical System (NSS).

**Ministry responsible for finance:** apart from ensuring adequate funding to institutions responsible for M&E, the Ministry has a key role in producing financial information for monitoring inputs and allocations towards priority areas; and is also a major user of the monitoring and evaluation information as per result-based management. The Ministry will, therefore, be utilizing the information to inform itself on the areas to finance based on needs and performance.

**Parliament:** will play an important role in monitoring Government policies and programs. Parliament, using its oversight responsibility, will use M&E information, especially annual reports, to influence policies and priorities through the annual budget and mid-year budget review and dialogue with stakeholders.

**MDAs and Local Authorities:** will be producing administrative data for the M&E system; and quarterly reports detailing the implementation progress against annual plans. The MDAs will also be using M&E information for planning and institutional management.

**Development Partners, CSOs and Private Sector:** are important players in the operationalization of the M&E system. Development partners, apart from reinforcing result-based programming, are critical in providing technical assistance to build local capacity in M&E. CSOs and private sector, as critical constituents in the execution of MIP-1, must report on their operations and contributions towards the achievement of MIP-1 and, ultimately, the realization of MW2063.

**Pillar and Enabler Coordination Groups:** apart from coordinating planning and implementation within specific Pillars and Enablers, PCGs and ECGs are expected to facilitate the review of progress. Reports from the Pillar and Enabler stakeholders will provide recommendations on improving on implementation. They are also responsible for organizing joint reviews to facilitate inter- and intra-learning.

**Annual reviews will be commissioned at the end of each year to assess implementation progress, resource allocation and utilization, and implementation challenges.**

## Data and Reporting Requirements

Timely and accurate data is the lifeline of any sound M&E system. Key sources of data are administrative data, national surveys and the census, which will help to monitor change over a 10-year period of time through the NSS. To ensure timeliness and quality of data, some of the key reforms include:

- Digitizing data collection and processing at service centers;
- Developing a national database that integrates all MDA/local council databases; and
- Providing a basket fund to sustain NSS to generate data periodically.

Reporting on the progress of MIP-1 will be undertaken at different periods: quarterly, annually, mid-term and end line evaluation.

**Quarterly Progress Reports:** NPC, in collaboration with the Ministry responsible for economic planning and development, will undertake quarterly progress reporting to assess the status of implementation and evaluate progress. PECGs will provide quarterly reports not later than two weeks after the end of each quarter.

**Annual Reviews:** Annual reviews will be commissioned at the end of each year to assess implementation progress, resource allocation and utilization, and implementation challenges. The annual reports will be informing policy and strategy adaptation as well as annual planning and budgeting. The annual review report will be submitted to the President and Parliament and widely disseminated to stimulate dialogue.

**Mid-term and Endline Evaluations:** These will be conducted after five years and at the end of the implementation period, respectively. Mid-term review and end evaluation will be rigorous and comprehensive evaluations and will be undertaken by an independent evaluator. The mid-term review will evaluate the effectiveness of strategies and interventions and assess whether MIP-1 is on course to achieve its targets.

**Flagship Projects Monitoring:** NPC, in collaboration with the Ministry responsible for economic planning and development, will monitor and report progress on the flagship projects identified under MIP-1 bi-annually to provide evidence and inform policy decisions, including recommendations on remedial actions and policy shifts in relation to slow progress.

## ANNEXES

**Annex 1: MIP-1 Costs Matrices by Pillar and Enabler (Millions of Kwacha)****Summarized Totals for Pillars and Enablers**

Pillar/Enabler	2021	2022	2023	2024	2025	2026	2027	2028	2029	2030	10-Year Totals
<b>Agricultural Productivity and Commercialization</b>	160,029.30	269,679.17	361,512.68	265,530.02	216,508.59	64,756.00	67,978.00	72,395.00	77,453.00	78,209.00	1,634,050.76
<b>Industrialization</b>	163,807.50	401,615.45	999,390.64	328,967.35	180,559.37	132,956.34	116,022.88	118,438.36	125,790.50	134,805.00	2,702,353.39
<b>Urbanization</b>	7,828.00	86,242.00	57,714.00	53,172.40	67,334.50	74,539.70	19,477.53	16,918.60	17,829.60	17,755.60	418,811.93
<b>Mindset Change</b>	1,352.00	1,736.76	1,337.30	1,224.09	1,194.99	1,222.63	1,253.51	1,293.57	1,336.18	1,343.79	13,294.82
<b>Effective Governance Systems and Institutions</b>	51,421.00	67,251.90	85,536.45	91,434.16	97,181.82	98,773.70	73,839.61	88,703.49	99,370.16	108,313.12	861,825.41
<b>Enhanced Public Sector Performance</b>	2,847.00	6,606.00	6,925.00	6,325.00	6,161.00	1,440.00	1,481.00	1,475.00	1,529.00	1,358.00	36,147.00
<b>Private Sector Dynamism</b>	98,585.00	211,603.50	169,142.56	162,090.54	126,618.70	73,493.41	74,356.08	75,294.30	76,265.22	76,295.46	1,143,744.77
<b>Human Capital Development</b>	116,309.00	192,529.00	242,299.40	275,291.30	255,384.63	239,266.20	251,159.85	264,448.58	285,059.68	293,168.90	2,414,916.54
<b>Economic Infrastructure</b>	198,186.00	236,857.98	262,010.29	468,901.43	406,708.10	338,130.86	357,257.05	317,239.04	230,523.86	368,538.33	3,184,352.94
<b>Environmental Sustainability</b>	2,550.00	5,366.00	6,290.28	2,656.93	2,208.58	2,117.55	2,271.70	2,411.78	2,575.20	2,625.94	31,073.96
<b>Pillar and Enabler Totals</b>	<b>802,914.80</b>	<b>1,479,487.76</b>	<b>2,192,158.60</b>	<b>1,655,593.22</b>	<b>1,359,860.28</b>	<b>1,026,696.39</b>	<b>965,097.21</b>	<b>958,617.72</b>	<b>917,732.40</b>	<b>1,082,413.14</b>	<b>12,440,571.52</b>

## Key for Source of Funding

Funding Source	Abbreviation	Notes
Public Private Partnership	PPP	Government/Government Institutions working with Private Sector
Development Partners	DPs	This includes Non-Governmental Organizations
Government of Malawi	GoM	This funding is through domestic revenues
Corporate Social Responsibility/ Investment	CSR	Investments and interventions by private sector institutions within their catchment areas, which may be the entire country
Venture Capital	VC	Large and long-term investments by companies/ individuals into startups with great potential for growth
Private Sector	Pvt Sector	This is where private sector invests in a development project or intervention
Contracting		Where GoM subcontracts the execution of a development intervention/project to another institution while maintaining overall oversight
Collaterising		Where GoM obtains financing or support in implementation of an intervention by putting on offer its resources which may be non-liquid
Grants		These are grants from development partners
Loans		These include Concessional Loans, Local Bonds, International Bonds and Diaspora Bonds

### Cost Estimates for Agricultural Productivity and Commercialization Pillar

Outcomes	Interventions	Period	2021	2022	2023	2024	2025	2026	2027	2028	2029	2030	Source of Funding
	<b>Anticipated Inflation Factor</b>		1.00	1.03	1.04	1.05	1.06	1.07	1.08	1.09	1.1	1.1	
			K	K	K	K	K	K	K	K	K	K	
<b>Legislation and Institutional Capacity Building</b>			<b>469.00</b>	<b>640.69</b>	<b>420.81</b>	<b>132.00</b>	<b>140.00</b>	<b>149.00</b>	<b>160.00</b>	<b>173.00</b>	<b>189.00</b>	<b>189.00</b>	
<b>Improved land tenure</b>	Legislate irrigation schemes for secure land user rights	2022-2023		206.00	103.00	-	-	-	-	-	-	-	GoM, DPs
	Review land laws to establish clear land titling and roles of land tribunals in terms of land acquisition for agriculture investment	2021-2022	15000	103.00	-	-	-	-	-	-	-	-	GoM, DPs
<b>Improved access to farm inputs</b>	Review the Fertilizer, Farm Feeds and Remedies Act to address quality standards and supply system	2021-2022	25.00	26.00	-	-	-	-	-	-	-	-	GoM, DPs
<b>Enhanced agricultural marketing (including agricultural products pricing)</b>	Review laws that relate to the crops and products earmarked for promotion under the existing NES	2021-2023	28.00	29.00	30.00	-	-	-	-	-	-	-	GoM, DPs
	Review agriculture pricing policies to provide incentives for production and ensure food security	2021-2023	26.00	29.00	30.00	-	-	-	-	-	-	-	GoM /DPs
	Formulate policy/legislation on contract farming for smallholder/out grower arrangements	2021-2023	25.00	25.75	26.80	-	-	-	-	-	-	-	GoM, DPs
	Legislate for minimum product quality standards for agricultural exports, in conformity with World Trade Organisation provisions	2021-2023	35.00	36.05	37.50	-	-	-	-	-	-	-	GoM, DPs
	Legislate for the establishment of structured markets for all the existing NES prioritized strategic agricultural crops, livestock or fisheries	2021-2023	38.00	39.14	40.71	-	-	-	-	-	-	-	GoM, DPs
	Legislate border/port/airport inspection and quarantine systems to assure quality of food imports and exports	2023-2024	25.00	25.75	26.80	-	-	-	-	-	-	-	GoM/DPs
	Develop and implement Strategic Plans for the Ministry coordinating this Pillar	2021-2030	17.00	18.00	19.00	20.00	21.00	22.00	23.00	24.00	25.00	25.00	GoM, DPs
	Build the institutional, technical and human resource capacity in the institutions that will be coordinating agriculture commercialization and productivity (with adherence to minimum requirements)	2021-2030	10000	103.00	107.00	112.00	119.00	127.00	137.00	149.00	164.00	164.00	GoM, DPs



Outcomes	Interventions	Period	2021	2022	2023	2024	2025	2026	2027	2028	2029	2030	Source of Funding
	<b>Anticipated Inflation Factor</b>		1.00	1.03	1.04	1.05	1.06	1.07	1.08	1.09	1.1	1.1	
			K	K	K	K	K	K	K	K	K	K	
<b>Agriculture Diversification</b>			<b>2500.00</b>	<b>48,466.00</b>	<b>48,880.00</b>	<b>1,600.00</b>	<b>900.00</b>						<b>97,346</b>
Improved agricultural diversification	Provide fiscal incentives, production of high value non-traditional crops such as industrial hemp, flowers, horticulture, cereals (especially rice and wheat), legumes, cotton, macadamia nuts, pulses and livestock products as defined under NESII non-traditional crops such as industrial hemp, flowers, horticulture, cereals (especially rice and wheat), legumes, cotton, macadamia nuts, pulses and livestock products as defined under NESII	2021-2023	300.00	41,200.00	46,800.00	-	-	-	-	-	-	-	GoM
													GoM
	Scale up fish cage farming on Lake Malawi for commercial	2021-2023	600.00	618.00	416.00								
	Establish fish feed manufacturing centres in 4 of the potential aquaculture zones	2021-2025	1,600.00	1,648.00	1,664.00	1,600.00	900.00	-	-	-	-	-	GoM
<b>Irrigation Development</b>			<b>21,725.00</b>	<b>23,845.00</b>	<b>44,964.00</b>	<b>21,752.00</b>	<b>18,037.00</b>	<b>10,700.00</b>	<b>10,800</b>	<b>10,900</b>	<b>11,000</b>	<b>11,000</b>	
Increased area under irrigation	Construct large-scale irrigation schemes and support initiatives by the private sector in this area	2021-2030	10,000.00	10,300.00	10,400.00	10,500.00	10,600.00	10,700.00	10,800	10,900	11,000	11,000	PPP, Pvt Sector, Venture Capital, Contracting GoM, Blended Financing
	Rehabilitate irrigation schemes	2021-2025	10,000.00	10,300.00	31,200.00	8,000.00	4,000.00	-	-	-	-	-	PPP, Pvt Sector, Venture Capital, Contracting GoM, Blended Financing
	Map and develop all potential irrigation areas and their respective crop/fisheries integration	2021-2023	150.00	258.00	260.00	-	-	-	-	-	-	-	GoM, DPs, Blended Financing
	Establish joint ventures (PPP) in irrigation infrastructure and development	2021-2025	75.00	77.00	78.00	75.00	70.00	-	-	-	-	-	PPP, Venture Capital, Contracting
	Implement Small Farms Irrigation Project II	2021-2025	500.00	1,880.00	1,955.00	2,053.00	2,175.00	-	-	-	-	-	GoM
	Expand area under Greenbelt Initiative	2021-2025	1,000.00	1,030.00	1,071.00	1,124.00	1,192.00						

Outcomes	Interventions	Period	2021	2022	2023	2024	2025	2026	2027	2028	2029	2030	Source of Funding
	<b>Anticipated Inflation Factor</b>		1.00	1.03	1.04	1.05	1.06	1.07	1.08	1.09	1.1	1.1	
			K	K	K	K	K	K	K	K	K	K	
<b>Anchor Farms</b>			<b>58,075.00</b>	<b>79,605.00</b>	<b>115,702.40</b>	<b>107,343.74</b>	<b>113,783.64</b>						<b>474663</b>
Improved agriculture commercialization	Support the establishment of anchor farms that connect with surrounding smallholder farmers in the production of localized agriculture products (livestock, crops, [including horticulture], bee keeping, and fish) across the country	2022-2025	-	45.00	32,960.00	34,608.00	36,684.00	-	-	-	-	-	GoM, Venture Capital, PPP, Pvt Sector, Contracting
	Facilitate the establishment of at least one mega-farm in each district as per the existing NES high value crops, fisheries and livestock	2021-2025	4500000	46,350.00	48,204.00	50,614.00	53,651.00	-	-	-	-	-	Venture Capital, PPP, Pvt Sector, Contracting
	Conduct audit of all commercial farmlands to identify and revamp idle farms	2021-2023	75.00	77.00	80.08	-	-	-	-	-	-	-	GoM
	Reinvigorate utilization of idle Press Agriculture commercial farms	2021-2023	1250000	12,875.00	13,390.00	-	-	-	-	-	-	-	GoM, DPs, Pvt Sector
	Expand agriculture in prisons to produce excess for marketing	2021-2025	250.00	258.00	268.32	281.74	298.64	-	-	-	-	-	GoM
	Support the establishment of green-house farms and hydroponics, principally through cooperatives, to make best use of small land- holdings for nutrition and markets	2021-2025	250.00	20,000.00	20,800.00	21,840.00			-	-	-	-	-
<b>Agriculture Inputs</b>			<b>2,500.00</b>	<b>27,600.00</b>	<b>64,503.35</b>	<b>54,275.80</b>	<b>2,406.00</b>	<b>2,598.00</b>	<b>2,831.00</b>	<b>3,114.00</b>	<b>3,114.00</b>	<b>3,488.00</b>	<b>165,903</b>
Increased access to high quality farm inputs	Establish at least 4 zonal livestock and fish multiplication sites	2021-2023	5000	515.00	535.60	-	-	-	-	-	-	-	GoM, DPs
	Develop a fertilizer production plant	2022-2024	-	25,000.00	61,800.00	52,000.00			-	-	-	-	GoM
	Multiply and distribute seed of high value crops as defined under the existing NES	2021-2030	2,000.00	2,060.00	2,142.00	2,249.00	2,406.00	2,598.00	2,831.00	3,114.00	3,114.00	3,488.00	Pvt Sector
	Review farm input subsidy strategy for proper cost sharing, and diversification to other agricultural products and commercial farmers	2022-2024		25.00	25.75	26.80							GoM

Outcomes	Interventions	Period	2021	2022	2023	2024	2025	2026	2027	2028	2029	2030	Source of Funding
	<b>Anticipated Inflation Factor</b>		1.00	1.03	1.04	1.05	1.06	1.07	1.08	1.09	1.1	1.1	
			K	K	K	K	K	K	K	K	K	K	
<b>Agricultural Mechanization</b>			<b>3508000</b>	<b>3867700</b>	<b>3995700</b>	<b>4146900</b>	<b>4393000</b>	<b>4665300</b>	<b>4997700</b>	<b>5400600</b>	<b>5887500</b>	<b>5925500</b>	<b>472,829</b>
Increased agriculture mechanization	Implement farm machinery and equipment hire and ownership scheme ,especially targeting cooperatives and the youth	2021-2030	5,000.00	2,575.00	2,600.00	2,704.00	2,839.00	3,009.00	3,219.00	3,477.00	3,789.00	4,168.00	GoM, DPs, Pvt Sector
	Build capacity in management, operation and maintenance of agriculture machinery and equipment	2021-2030	30.00	52.00	21.00	22.00	24.00	24.00	26.00	27.00	29.00	30.00	GoM, PPP
	Facilitate the production of low cost and small-scale farm machineries for farmers, largely through PPP arrangements	2022-2030	3000000	5,150.00	5,200.00	5,000.00	5,300.00	5,350.00	5,400.00	5,450.00	550000	550000	GoM, Pvt Sector
	Increase youth accessibility of farm equipment through youth cooperatives by offering machinery through soft loans and tax exemptions	2021-2030		30,900.00	32,136.00	33,743.00	35,767.00	38,270.00	41,332.00	45,052.00	4955700	4955700	GoM, DPs
<b>Structured Markets</b>			<b>3810530</b>	<b>5342248</b>	<b>4464012</b>	<b>36,599.48</b>	<b>3524195</b>	<b>2,555.00</b>	<b>2,022.00</b>	<b>1,907.00</b>	<b>1,809.00</b>	<b>1,809.00</b>	<b>218,719</b>
Strengthened high value market	Establish aggregation centers and commodity exchanges largely targeting small-scale farmers in rural areas	2021-2023	33930	349.48	363.46		-	-	-	-	-	-	PPP, Pvt Sector
	Organize farmers into functional cooperatives	2021-2025	250.00	257.50	267.50	281.86	295.95	-	-	-	-	-	GoM, DPs
	Reform ADMARC into a fully functional agriculture produce commercial entity with international market linkages	2021-2023	900.00	1500000	6,000.00	-	-	-	-	-	-	-	GoM
	Create local agricultural marketing information sharing platforms at ADC level	2021-2023	50.00	81.00	45.00	-	-	-	-	-	-	-	GoM, DPs, Pvt Sector
	Digitize agricultural marketing information systems through mobile Apps, SMS, electronic media	2021-2023	30.00	300.00	200.00	-	-	-	-	-	-	-	GoM, DPs, Pvt Sector



Outcomes	Interventions	Period	2021	2022	2023	2024	2025	2026	2027	2028	2029	2030	Source of Funding
	<b>Anticipated Inflation Factor</b>		1.00	1.03	1.04	1.05	1.06	1.07	1.08	1.09	1.1	1.1	
			K	K	K	K	K	K	K	K	K	K	
	Develop specialized tailor-made and bi-directional learning of extension services focusing on commercial agricultural value chains	2021-2025	25.00	26.00	27.00	28.00	30.00	-	-	-	-	-	GoM , DPs
	Enhance youth agriculture entrepreneurship through model youth agripreneurs to provide mentorship	2021-2030	500.00	515.00	536.00	563.00	597.00	639.00	690.00	752.00	827.00	827.00	GoM, DPs
<b>Agricultural Research, Innovation and Dissemination</b>			<b>1755</b>		<b>2476</b>	<b>2388</b>	<b>2102</b>	<b>2133</b>	<b>2220</b>	<b>2328</b>	<b>2336</b>	<b>2293</b>	<b>22335</b>
Enhanced agriculture research and innovation	Scale-up Fish Genetic Improvement Program	2021-2030	150.00	-	156.00	150.00	159.00	161.00	162.00	164.00	180.00	180.00	GoM, DPs, Pvt Sector
	Scale-up the Crops (cereals, legumes, roots & tubers, horticulture) Genetic Improvement Program	2021-2030	200.00	206.00	208.00	200.00	212.00	214.00	216.00	218.00	240.00	240.00	GoM, DPs, Pvt Sector
	Scale-up the Livestock Genetic Livestock Improvement Program	2021-2028	100.00	155.00	156.00	150.00	159.00	161.00	162.00	164.00	0	0	GoM, Pvt Sector, DPs
	Build capacity of the Pest and Disease Research Unit	2021-2028	50.00	52.00	52.00	52.00	53.00	535.00	540.00	545.00	560.00	560.00	GoM, DPs, Pvt Sector
	Build research capacity in non-traditional crops such as industrial hemp	2021-2023	100.00	103.00	107.00	-	-	-	-	-	-	-	GoM, DPs, CSOs, Academia, Research Institutions
	Conduct research to establish appropriate climate smart agriculture technologies to adopt for different zones and farm systems	2021-2030	30.00	31.00	31.00	30.00	32.00	32.00	32.00	32.00	33.00	35.00	35.00

Outcomes	Interventions	Period	2021	2022	2023	2024	2025	2026	2027	2028	2029	2030	Source of Funding
	<b>Anticipated Inflation Factor</b>		1.00	1.03	1.04	1.05	1.06	1.07	1.08	1.09	1.1	1.1	
			<b>K</b>	<b>K</b>	<b>K</b>	<b>K</b>	<b>K</b>	<b>K</b>	<b>K</b>	<b>K</b>	<b>K</b>	<b>K</b>	
	Develop and upscale ICT technologies for weather early warning systems,, irrigation, and marketing	2021-2025	500.00	515.00	520.00	500.00	530.00	-	-	-	-	-	GoM, DPs, CSOs, Academia, Research Institutions
	Develop guidelines, certification criteria, award systems, support, patenting and marketing of agricultural innovations	2021-2030	350.00	361.00	375.00	394.00	418.00	477.00	483.00	526.00	579.00	579.00	GoM, DPs, Pvt Sector
	Build foresight capacity, including modelling and systematic analysis, to better understand future scenarios on opportunities and challenges	2021-2030	50.00	51.00	53.00	55.00	58.00	62.00	66.00	72.00	79.00	79.00	GoM, DPs, Pvt Sector
	Conduct a soil fertility analysis (soil carbon mapping) for specific fertilizer recommendations in agro-ecological zones	2021-2024	35.00	361.00	375.000	394.00							GoM, DPs
Sustainable adoption of agricultural practices and technologies	Establish an annual agriculture knowledge sharing forum	2022-2030	200.00	150.00	100.00	105.00	111.00	118.00	127.00	138.00	151.00	151.00	GoM, DPs
	Conduct coordinated field days to showcase best practices and new technologies	2022-2030	250.00	258.00	281.00	295.00	313.00	334.00	361.00	394.00	433.00	433.00	GoM, Pvt Sector
	Strengthen linkages between research, vocational education, and extension services	2021-2030	60.00	30.00	31.00	33.00	25.00	37.00	39.00	41.00	43.00	43.00	GoM, DPs
	<b>Pillar 1 Annual Totals</b>		<b>160,029.30</b>	<b>269,679.17</b>	<b>361,512.68</b>	<b>265,530.02</b>	<b>216,508.59</b>	<b>64,756.00</b>	<b>67,978.00</b>	<b>72,395.00</b>	<b>77,453.00</b>	<b>78,209.00</b>	<b>1,634,050.76</b>

### Cost Estimates for Industrialization Pillar

Outcomes	Interventions	Period	2021	2022	2023	2024	2025	2026	2027	2028	2029	2030	Source of Funding
	<b>Anticipated Inflation Factor</b>		1.00	1.03	1.04	1.05	1.06	1.07	1.08	1.09	1.1	1.1	
			K	K	K	K	K	K	K	K	K	K	
<b>Legislation and Institutional Capacity Building</b>			<b>447.00</b>	<b>2,481.45</b>	<b>241.00</b>	<b>142.00</b>	<b>150.00</b>	<b>149.00</b>	<b>160.00</b>	<b>173.00</b>	<b>189.00</b>	<b>189.00</b>	
Improved governance of the industry sector	Establish Mining Regulatory Authority	2021-2022	10.00	2,019.00		-	-	-	-	-	-	-	GoM, DPs
	Finalize the Petroleum (Exploration and Production) Policy	2021-2022	20.00	10.00	-	-	-	-	-	-	-	-	GoM, DPs
	Review the Mines and Minerals Policy	2021-2023	30.00	10.00	5.00	-	-	-	-	-	-	-	GoM, DPs
	Review the Artisanal and Small-Scale Mining Policy	2021-2023	30.00	10.00	5.00	-	-	-	-	-	-	-	GoM, DPs
	Review the Cooperatives Societies Act	2022-2023		30.00	15.00	-	-	-	-	-	-	-	GoM
	Review monetary and fiscal incentives for the mining sector	2021-2023		10.00	20.00	-	-	-	-	-	-	-	GoM, DPs
	Review the Petroleum (Exploration and Production) Act of 1983, including the subsidiary legislation	2021-2023	15.00	57.00	5.00	-	-	-	-	-	-	-	GoM, DPs
	Review the Explosives Act of 1968, including the subsidiary legislation	2022-2023	-	31.00	10.00	-	-	-	-	-	-	-	GoM, DPs
	Finalize the review of the Mines and Minerals (Mineral Title) Regulations	2021-2022	15.00	15.45									GoM, DPs
	Finalize the Mines Safety Regulations	2021-2022	5.00	10.00	-								GoM, DPs
Review and formulate mining laws to allow participation of local communities and the youth through cooperatives and ensure access to markets for the cooperatives	2021-2023	25.00	28.00										GoM, DPs





Outcomes	Interventions	Period	2021	2022	2023	2024	2025	2026	2027	2028	2029	2030	
	Anticipated Inflation Factor		1.00	1.03	1.04	1.05	1.06	1.07	1.08	1.09	1.10	1.10	Source of Funding
			K	K	K	K	K	K	K	K	K	K	
	Finalize geo-mineral resource mapping across the country	2021-2023	2000	103.00	62.00	-	-	-	-	-	-	-	GoM, DPs
	Facilitate the exploitation of uranium, coal, rare earth niobium, iron ore, rock phosphate, limestone, gypsum, pyrite and other precious metals and minerals	2022-2030	-	2,060.00	1,040.00	315.00	212.00	107.00	108.00	109.00	-	-	GoM, DPs
	Facilitate development of mining of rare earth minerals in Phalombe (Songwe Hills)	2021-2023	63,960.00	75,879.00	79,251.00	-	-	-	-	-	10	10	GoM, DPs
	Operationalize Kanyika Niobium Mining	2022-2024		89,856.00	93,450.24	98,122.75		-	-	-	-	-	GoM,Pvt Sector
	Facilitate increase in cement production	2022-2025		5,300.00	5,459.00	5,677.00	5,961.00	-	-	-	-	-	PPP, Pvt Sector, Venture Capital
	Facilitate development of Malingunde Graphite and Kasiya Rutile Project	2021-2023	15,000.00	25,750.00	482,040.00			-	-	-	-	-	GoM,Pvt Sector
	Re-commission Kayerekera Uranium with properly negotiated agreements	2021-2023	70,200.00	72,306.00	75,198.00				-	-	-	-	GoM,Pvt Sector
<b>Improved transparency and management of the sector</b>	Undertake annual mining audit	2021-2030	10.00	10.00	10.00	11.00	11.00	11.00	11.00	11.00	11.00	11.00	GoM, DPs
<b>Diversification, Value Addition and Competitiveness largely targeting Export Markets</b>			<b>1,299.50</b>	<b>66,6570.00</b>	<b>65,027.80</b>	<b>97,787.66</b>	<b>89,915.80</b>	<b>93,843.67</b>	<b>76,596.00</b>	<b>82,723.00</b>	<b>90,165.00</b>	<b>99,179.00</b>	
<b>Increased value addition in mining</b>	Profile high value minerals for the development of industry value chains	2021-2022	2000	21.00	-	-	-	-	-	-	-	-	GoM
	Develop a National Strategy on Mineral Beneficiation and Value Addition	2021-2023	20.00	15.00	10-	-	-	-	-	-	-	-	GoM, DPs
	Establish model Mineral Value Addition Centers	2022-2026		50.00	52.00	104.00	53.00	32.00	-	-	-	-	GoM, DPs,Pvt Sector
	Invest in steel manufacturing for various equipment and tools	2023-2026	-	-	53.00	31,800.00	21,400.00	21,400.00	-	-	-	-	PPP, Pvt Sector, Venture Capital

Outcomes	Interventions	Period	2021	2022	2023	2024	2025	2026	2027	2028	2029	2030	Source of Funding
	<b>Anticipated Inflation Factor</b>		1.00	1.03	1.04	1.05	1.06	1.07	1.08	1.09	1.1	1.1	
			<b>K</b>	<b>K</b>	<b>K</b>	<b>K</b>	<b>K</b>	<b>K</b>	<b>K</b>	<b>K</b>	<b>K</b>	<b>K</b>	
<b>Improved investment facilitation to enhance exports and import substitution</b>	Establish structured markets for all high value minerals	2021-2025	50.00	52.00	104.00	53.00	53.00	-	-	-	-	-	GoM
	Introduce mineral and petroleum value addition curricula (including mining and energy law) in technical colleges and universities	2021-2025	35.00	150.00	50.00	52.00	53.00	-	-	-	-	-	GoM
	Re-demarcate oil and gas blocks and develop a licensing criterion for awarding oil and gas blocks	2022-2025	909.50	50.00	103.00	104.00	-	-	-	-	-	-	GoM
	Establish a Development Catalyzing Corporation as an investment promoter	2021-2022		2,346.00		-							GoM
	Support establishment of anchor firms in designated areas of secondary cities for niche products and selected high value chains from the existing NES II and Agriculture Commercialization Projects, largely through PPP arrangements	2022-2030	-	60,000.00	61,800.00	64,272.00	67,486.00	71,535.00	76,542.00	82,666.00	90,105.00	99,116.00	GoM, Pvt Sector, Venture Capital, Contracting
	Support the creation of development financing instruments in the existing commercial banks and other financial institutions	2021-2025	15.00	72.00	21.00	53.00	53.00	-	-	-	-	-	GoM, Pvt Sector
	Establish Industry Directorates at all Local Councils to undertake industrial functions, including SMEs and cooperatives for promotion and development activities at district level	2022-2024		530.00	551.2	578.76				-	-	-	GoM, Pvt Sector
	Establish secondary cooperatives (Cooperative Unions) for specific value chains identified for each district to undertake processing and value addition services for primary cooperatives	2022-2026		640.00	665.60	698.90	740.80	792.67		-	-	-	GoM, Pvt Sector

Outcomes	Interventions	Period	2021	2022	2023	2024	2025	2026	2027	2028	2029	2030	Source of Funding
	<b>Anticipated Inflation Factor</b>		1.00	1.03	1.04	1.05	1.06	1.07	1.08	1.09	1.1	1.1	
			K	K	K	K	K	K	K	K	K	K	
<b>Expanded international markets for the country's strategic products</b>	Build capacity of MSMEs and marginalized groups to effectively implement SME Order	2021-2030	35.00	36.00	42.00	45.00	48.00	51.00	54.00	57.00	60.00	63.00	GoM, DPs
	Develop standards for all products identified in the SME Order	2021-2022	40.00	41.00	-	-	-	-	-	-	-	-	GoM, DPs
	Expand certification of standards	2021-2022	40.00	41.00	-	-	-	-	-	-	-	-	GoM, DPs
	Promote rural-based agricultural value addition infrastructure development to enable women, and youth participation in industrialization	2022-2026	15.00	25.00	26.00	27.00	29.00	33.00	-	-	-	-	GoM, DPs, Loans
	Map and profile international opportunities for prioritizing investments in strategic sectors as defined by existing NES II (Economic intelligence)	2021-2023	10.00	16.00	20.00	-	-	-	-	-	-	-	GoM, DPs
	Align tax, tariff and excise to SADC-COMESA best practice	2021-2022	75.00	12.00	-	-	-	-	-	-	-	-	GoM
<b>Improved efficiency in accessing information and services</b>	Establish one-stop business information and services provision centers in district councils across the country to cater for SMEs, cooperatives and industries	2021-2023	35.00	2,060.00	1,040.00								GoM , CSR, DPs
<b>Increased youth employment</b>	Establish job centers	2021-2023		500.00	500.00								GoM
<b>Creation of Special Economic Zones and Export Processing Zones</b>			<b>7,021.00</b>	<b>43,985.00</b>	<b>89,580.00</b>	<b>90,748.00</b>	<b>48,269.00</b>	<b>3,402.60</b>	<b>3,674.80</b>	<b>4,005.50</b>	<b>4,005.50</b>	<b>4,006.00</b>	
<b>Functional special economic zones</b>	Develop the supporting infrastructure for the Special Economic Zones and Export Processing Zones	2022-2030	1,500.00	1,957.00	2,600.00	2,625.00	3,180.00	3,402.60	3,674.80	4,005.50	4,005.50	4,006.00	GoM, Pvt Sector Loans,
	Build freeport facilities at Kamuzu, Chileka and Mzuzu airports	2022-2030	-	2000.00	2500.00	-	-	-	-	-	-	-	GoM, PPP, Venture Capital, Loans
	Establish a national single window for trade	2021-2022	2,000.00	3,657.00	-	-	-	-	-	-	-	-	GoM

Outcomes	Interventions	Period	2021	2022	2023	2024	2025	2026	2027	2028	2029	2030	Source of Funding
	<b>Anticipated inflation factor</b>		1.00	1.03	1.04	1.05	1.06	1.07	1.08	1.09	1.1	1.1	
			<b>K</b>	<b>K</b>	<b>K</b>	<b>K</b>	<b>K</b>	<b>K</b>	<b>K</b>	<b>K</b>	<b>K</b>	<b>K</b>	
	Develop Special Economic Zones targeting potential products for both domestic and export purposes with all its commensurate support services (e.g banking, insurance and marketing)	2021-2036	500.00	31,200.00	32,448.00	34,070.40	36,114.60	38642.65	-	-	-	-	GoM, DPs, PPP
	Develop industrial parks in strategic locations across all the regions of the country, especially in designated places (such as Area 55 in Lilongwe; Chigumula and Matindi in Blantyre; and Dunduzu in Mzuzu)	2021-2025	3,000.00	5,150.00	52,000.00	52,500.00	7,420.00	-	-	-	-	-	GoM, DPs, Pvt Sector
	Developing industrial extension program linking farmers and agro-processing industries	2021-2025	21.00	21.00	32.00	53.00	54.00	-	-	-	-	-	GoM, DPs,
<b>Research, Science, Technology and Innovation</b>			<b>5,650.00</b>	<b>97,808</b>	<b>96,208.00</b>	<b>35,785.00</b>	<b>35,706.00</b>	<b>35,100.00</b>	<b>35,120.00</b>	<b>31,000.00</b>	<b>31,000.00</b>	<b>31,000.00</b>	<b>340,477</b>
<b>Increased innovations in industrialization</b>	Establish Centers of excellence for critical industrial sector areas, including mining	2023-2030		6,908.00	4,000.00	5,575.00	5,600.00	5,100.00	5,120.00	1,000.00	1,000.00	1,000.00	GoM, DPs, PPP
	Construct and rehabilitate minerals testing laboratories	2021-2022	5,000.00	5,150.00	-	-	-	-	-	-	-	-	GoM, DPs, PPP
	Re-design education curriculum to incorporate requisite skills needed for the fourth industrial revolution	2021-2024	200.00	103.00	104.00	105.00	-	-	-	-	-	-	GoM, DPs
	Strengthen the Industrial, Research and Technology Centers to provide innovative solutions for industrialization priorities	2021-2025	250.00	103.00	104.00	105.00	106.00	-	-	-	-	-	GoM, DPs, Pvt Sector
	Create a large Government-led innovation fund targeting individuals and institutions to develop innovations that can be patented	2023-2030	-	-	90,000.00	30,000.00	30,000.00	30,000.00	30,000.00	30,000.00	30,000.00	30,000.00	GoM, PPP, Pvt Sector, Diaspora Bond, DPs
	Develop contractual and licensing guidelines to facilitate the commercialization of IPRs	2021-2022	150.00	52.00		-	-	-	-	-	-	-	GoM, DPs
	Establish and capacitate a functional companies and intellectual property office to promote and enforce intellectual property rights	2021-2023	50.00	1,500.00	2,000.00	-	-	-	-	-	-	-	GoM, DPs
<b>Pillar 2 Annual Totals</b>			<b>163,807.50</b>	<b>401,615.45</b>	<b>999,420.64</b>	<b>328,967.35</b>	<b>180,559.37</b>	<b>132,956.34</b>	<b>116,022.88</b>	<b>118,438.36</b>	<b>125,790.50</b>	<b>134,805.00</b>	<b>2,702,353</b>

## Cost Estimates for Urbanization Pillar

Outcomes	Interventions	Period	2021	2022	2023	2024	2025	2026	2027	2028	2029	2030	Source of Funding
	<b>Anticipated Inflation Factor</b>		1.00	1.03	1.04	1.05	1.06	1.07	1.08	1.09	1.1	1.1	
			K	K	K	K	K	K	K	K	K	K	
<b>Legislation and Institutional Capacity Building</b>			<b>313.00</b>	<b>392.00</b>	<b>372.00</b>	<b>152.00</b>	<b>164.00</b>	<b>149.00</b>	<b>160.00</b>	<b>173.00</b>	<b>189.00</b>	<b>189.00</b>	
<b>Robust legislative framework that supports sustainable urbanization and embraces green technologies</b>	Develop and review laws and policies for urban land use and urban development	2021-2023	10.00	31.00	21.00	-	-	-	-	-	-	-	GoM, DPs
	Review urban laws and policies to transfer urban land management functions to town/city councils	2021-2023	10.00	31.00	21.00	-	-	-	-	-	-	-	GoM, DPs
	Review and harmonize the various pieces of creative arts and heritage legislation and align them to regional and international frameworks	2021-2025	11.00	13.00	17.00	20.00	24.00						GoM, DPs
	Conduct civic education on urban development, subsidiary legislation and emerging issues	2021-2023	150.00	155.00	161.00								GoM, DPs
	Develop and review laws and policies that foster eco-tourism	2021-2023	10.00	31.00	21.00	20.00	24.00						GoM
	Review regulations for audio-visual works for the Africa Region	2021-2023	5.00	10.00	5.00	-	-	-	-	-	-	-	-
<b>Enhanced capacities for the institutions coordinating the Pillar</b>	Develop and implement Strategic Plans for the Ministry(ies) coordinating this Pillar	2021-2030	17.00	18.00	19.00	20.00	21.00	22.00	23.00	24.00	25.00	25.00	GoM, DPs
	Build the institutional, technical and human resource capacity in the institutions that will be coordinating urbanization (with adherence to minimum requirements)	2021-2030	100.00	103.00	107.00	112.00	119.00	127.00	137.00	149.00	164.00	164.00	GoM, DPs

Outcomes	Interventions	Period	2021	2022	2023	2024	2025	2026	2027	2028	2029	2030	Source of Funding
	<b>Anticipated inflation factor</b>		1.00	1.03	1.04	1.05	1.06	1.07	1.08	1.09	1.1	1.1	
			K	K	K	K	K	K	K	K	K	K	
<b>Development of Secondary Cities</b>				32,698.00	5,752.00	6,750.00	6,300.00	4,280.00	4,320.00	1,090.00	1,100.00	1,100.00	
<b>Increased urbanization</b>	Create tailor made anchor investments with potential of pooling private investments in the 8 pilot secondary cities	2022-2030	-	32,445.00	5,200.00	5,250.00	5,300.00	4,280.00	4,320.00	1,090.00	1,100.00	1,100.00	GoM, Pvt Sector, Venture Capital, PPP, Loans
	Develop master plans for the 8 upcoming secondary cities	2022-2023	-	103.00	52.00	-	-	-	-	-	-	-	GoM, DPs
	Establish, through legislation, a Secondary Cities Development Agency/Corporation to accelerate the creation of secondary cities	2022-2025	-	150.00	500.00	1000.00	1000.00	-	-	-	-	-	GoM
<b>Infrastructure Development Planning and Investment in Cities and Towns</b>			3,840.00	11,384.00	13,676.00	13,355.00	32,335.00	66,409.00	11,046.00	11,682.00	12,534.00	12,570.00	247120
<b>Enhanced planned urban development</b>	Develop /update master plans for the existing cities of Lilongwe, Blantyre, Zomba and Mzuzu	2021-2022	200.00	155.00	-	-	-	-	-	-	-	-	GoM, DPs
	Capitalize a land development fund to make fully serviced land available for residential, industrial, commercial and social services development	2021-2030	100.00	309.00	520.00	840.00	954.00	1,177.00	972.00	981.00	1,079.00	1,079.00	GoM, DPs
	Enforce adherence to the master plans in all cities, including development of 'ecological corridors'	2021-2030	60.00	200.00	200.00	500.00		400.00	400.00	400.00	400.00	400.00	GoM

Outcomes	Interventions	Period	2021	2022	2023	2024	2025	2026	2027	2028	2029	2030	Source of Funding
	<b>Anticipated inflation factor</b>		1.00	1.03	1.04	1.05	1.06	1.07	1.08	1.09	1.1	1.1	
			K	K	K	K	K	K	K	K	K	K	
	Digitize land records, systems and processes	2021-2023	300.00	515.00	208.00		-	-	-	-	-	-	GoM, DPs
	Develop a GPS-trackable digital database of all real estates and properties in the towns and cities	2021-2023	50.00	450.00	60.00		-	-	-	-	-	-	GoM, PDs
	Modernize the geodetic network	2021-2023	100.00	258.00	156.00		-	-	-	-	-	-	GoM, DPs
	Establish a National Spatial Data Center	2022-2025		206.00	520.00	315.00	212.00	-	-	-	-	-	GoM, DPs
	Track and monitor adherence to land related standards and guidelines	2021-2030	30.00	41.00	31.00	16.00	21.00	16.00	11.00	11.00	11.00	22.00	GoM
	Construct standard flats with basic necessities in selected high-density locations in the country's cities and towns	2022-2030	-	250.00	2,575.00	2,600.00	21,000	2,650.00	2,675.00	2,700.00	2,725.00	2,750.00	PPP, Pvt Sector
	Develop and implement a green housing development program	2021-2030	3000.00	3150.00	3356.00	3624.00	3961.00	378.00	300.00	300.00	300.00	300.00	GoM, DPs
	Implement an integrated infrastructure development plan in cities and towns	2022-2030	-	5,000.00	5,200.00	5,460.00	5,787.00	61,788.00	6688.00	7290.00	8,019.00	8,019.00	GoM, DPs
	Create municipal police for each of the major cities/towns	2022-2023	-	250.00	250.00	-	-	-	-	-	-	-	GoM, DPs
	Set up and operationalize municipal courts to try bylaw offenders	2022-2023	-	600.00	600.00	-	-	-	-	-	-	-	GoM, DPs
	<b>Sustainable Municipal Self-financing Mechanisms</b>		<b>120.00</b>	<b>1,069.00</b>	<b>1,612.00</b>	<b>1,635.00</b>	<b>2,180.00</b>	<b>2,140.00</b>	<b>2,160.00</b>	<b>2,180.00</b>	<b>2,200.00</b>	<b>2,200.00</b>	
<b>Improved revenue collection</b>	Implement innovative, cost effective valuation and billing of all city properties in order to significantly spread the property tax burden and improve revenue	2022-2023	-	300.00	312.00	-	-	-	-	-	-	-	GoM
	Transfer all public land in cities and town jurisdictions to town/city councils to comply with the land laws and expand revenue base for councils through ground rents	2022-2023	-	54.00	60.00	-	-	-	-	-	-	-	GoM





Outcomes	Interventions	Period	2021	2022	2023	2024	2025	2026	2027	2028	2029	2030	Source of Funding
	<b>Anticipated inflation factor</b>		1.00	1.03	1.04	1.05	1.06	1.07	1.08	1.09	1.1	1.1	
			<b>K</b>	<b>K</b>	<b>K</b>	<b>K</b>	<b>K</b>	<b>K</b>	<b>K</b>	<b>K</b>	<b>K</b>	<b>K</b>	
	Attract big direct airlines from the region and overseas by reviewing airline landing fees and airspace agreements	2021-2023	500.00	1,030.00	1,560.00	-	-	-	-	-	-	-	GoM
	Provide necessary services (such as free internet, banks, access roads, decent accommodation) in tourist attraction sites	2021-2023	2,000.00	3,090.00	2,080.00	-	-	-	-	-	-	-	PPP, Pvt Sector, Venture Capital
<b>Accelerated growth of the creative industries and heritage</b>	Establish online hubs for the promotion of creative arts at local and international markets	2021-2023	100.00	515.00	520.00	-	-	-	-	-	-	-	GoM
	Establish capacity building programs for creative arts at national and decentralized levels	2021-2023	45.00	46.00	48.00	-	-	-	-	-	-	-	GoM
	Organize promotional events, festivals, groupings and awards for the youth in creative arts and sports	2021-2030	500.00	515.00	534.00	562.00	596.00	637.00	683.00	737.00	811.00	811.00	GoM, DPs, Pvt Sector, CSR
	Introduce and sustain innovations which will scale-up the preservation, presentation, and marketing of cultural and natural heritage for tourism development	2022-2030		1,500.00	1,545.00	1606.00	1687.00	200.00	214.00	231.00	252.00	252.00	GoM, DPs, Pvt Sector
	Develop creative industries and heritage infrastructure in the potential districts and cities	2021-2030-	150.00	208.00	218.40	231.5	247.7	267.53	291.60	291.60	291.60	291.60	GoM, DPs CSR, Pvt Sector
	Preserve museum artefacts and specimens; and upgrade retrieval system	2021-2030-	150	208	156	105	106	161	216	218	165	165	GoM, DPs CSR, Pvt Sector
	Facilitate investment in diversified tourism products such as heritage tourism, medical tourism and community-based tourism, among others	2021-2030	200.00	309.00	208.00	210.00	212.00	214.00	324.00	218.00	220.00	110.00	Pvt Sector, PPP, Venture Capital
	Facilitate provision of appropriate incentives to promote foreign and local investment, especially in the Tourism Development Zones	2021-2030	5.00	15.00	10.00	11.00	11.00	11.00	11.00	11.00	11.00	11.00	GoM
<b>Pillar 3 Annual Totals</b>			<b>7,828.00</b>	<b>86,242.00</b>	<b>57,714.00</b>	<b>53,172.00</b>	<b>67,335.00</b>	<b>74,540.00</b>	<b>19,478.00</b>	<b>16,919.00</b>	<b>17,830.00</b>	<b>17,756.00</b>	<b>418,812.00</b>



Outcomes	Interventions	Period	2021	2022	2023	2024	2025	2026	2027	2028	2029	2030	Source of Funding	
	<b>Anticipated Inflation Factor</b>		1.00	1.03	1.04	1.05	1.06	1.07	1.08	1.09	1.1	1.1		
			K	K	K	K	K	K	K	K	K	K		
<b>Visionary and Transformative Leadership</b>			<b>225.00</b>	<b>231.20</b>	<b>236.85</b>	<b>241.99</b>	<b>255.69</b>	<b>265.03</b>	<b>278.11</b>	<b>295.07</b>	<b>314.08</b>	<b>320.69</b>		
<b>Inclusive participation in national development</b>	Conduct civic education on inclusivity and ownership of MW2063	2021-2030	75.00	77.00	78.00	79.00	80.00	80.00	81.00	82.00	83.00	83.00	GoM, DPs, CSR, Grants	
	Conduct civic awareness on transformative leadership at all levels	2021-2030	40.00	41.20	42.85	44.99	48.69	51.03	55.11	60.07	66.08	72.69	GoM, DPs, CSOs	
	Mainstream participation of marginalized, vulnerable and disadvantaged groups in the formulation, implementation and realization of development plans	2021-2030	30.00	31.00	31.00	32.00	32.00	32.00	32.00	32.00	33.00	33.00	33.00	GoM, DPs
	Establish and sustain local hubs and/or platforms ( <i>pabwalo</i> ) as discussion forums for the communities to discuss public issues at ADC level	2021-2030	80.00	82.00	85.00	86.00	95.00	102.00	110.00	120.00	132.00	132.00	132.00	GoM, DPs
<b>Patriotism</b>			<b>390.00</b>	<b>402.00</b>	<b>94.00</b>	<b>95.00</b>	<b>95.00</b>	<b>97.00</b>	<b>97.00</b>	<b>99.00</b>	<b>99.00</b>	<b>99.00</b>		
<b>Enhanced national pride</b>	Institute and support a cultural week as a hub for cultural marketing, eco-tourism and national unity	2021-2022	300.00	309.00									GoM, DPs	
	Conduct civic education to promote national pride	2021-2030	50.00	52.00	52.00	53.00	53.00	54.00	54.00	55.00	55.00	55.00	GoM, DPs,	
	Scale-up the best-buy Malawi strategy campaign	2021-2030	40.00	41.00	42.00	42.00	42.00	43.00	43.00	44.00	44.00	44.00	GoM, DPs, CSR, Pvt Sector	
<b>Religious Values</b>			<b>150.00</b>	<b>155.00</b>	<b>156.00</b>	<b>158.00</b>	<b>159.00</b>	<b>161.00</b>	<b>162.00</b>	<b>162.00</b>	<b>164.00</b>	<b>165.00</b>		
<b>Ensured freedom of worship for religions that promote co-existence and prospering together as a nation</b>	Orient religions to promote mindset change towards hard-work, wealth creation, prosperity, and self-reliance	2021-2030	150.00	155.00	156.00	158.00	159.00	161.00	162.00	164.00	164.00	165.00	GGOM, DPs	

Outcomes	Interventions	Period	2021	2022	2023	2024	2025	2026	2027	2028	2029	2030	Source of Funding
	<b>Anticipated Inflation Factor</b>		1.00	1.03	1.04	1.05	1.06	1.07	1.08	1.09	1.10	1.10	
			K	K	K	K	K	K	K	K	K	K	
<b>Integrity</b>			-	62.00	62.00	62.00	-	-	-	-	-	-	
<b>Trusted and responsible Malawians</b>	Revise school curricula to include ethics, positive values	2022-2023	-	62.00	62.00	62.00	-	-	-	-	-	-	-
<b>Hard Work and Self-reliance</b>			170.00	175.00	177.00	105.00	106.00	107.00	108.00	109.00	110.00	110.00	
<b>Self-reliant Malawi</b>	Introduce the National Community and Youth Service to nurture the self-help mindset	2021-2023	70.00	72.00	73.00								GoM, DPs
	Mobilize and sensitize communities to start conceiving and resourcing for their local development projects	2021-2030	100.00	103.00	104.00	105.00	106.00	107.00	108.00	109.00	110.00	110.00	GoM, DPs
<b>Building Positivity</b>			215.00	427.00	432.00	436.00	440.00	444.00	448.00	452.00	457.00	457.00	
<b>Positivity built among Malawians</b>	Profile and scale-up locally generated innovations and technologies - <i>ndizotheka</i> initiative	2021-2030	200.00	206.00	208.00	210.00	212.00	214.00	216.00	218.00	220.00	220.00	GoM, DPs, Pvt Sector
	Enforce law discouraging handouts	2021-2030	15.00	15.00	16.00	16	16.00	16.00	16.00	16.00	17.00	17.00	GoM,
	Scale-up innovation competitions and scholarships	2021-2030		206.00	208.00	210.00	212.00	214.00	216.00	218.00	220.00	220.00	GoM, DPs, CSRs, Pvt Sector
<b>Enabler 1 Annual Totals</b>			<b>1352.00</b>	<b>1736.76</b>	<b>1337.3</b>	<b>1224.09</b>	<b>1194.99</b>	<b>1222.63</b>	<b>1253.51</b>	<b>1293.57</b>	<b>1336.18</b>	<b>1343.79</b>	<b>13294.82</b>

## Cost Estimates for Effective Governance Systems an Institutions Enabler

Outcomes	Interventions	Period	2021	2022	2023	2024	2025	2026	2027	2028	2029	2030	Source of Funding	
	<b>Anticipated Inflation Factor</b>		1.00	1.03	1.04	1.05	1.06	1.07	1.08	1.09	1.1	1.1		
<b>Legislation and Institutional Capacity Building</b>			<b>897.00</b>	<b>1,678.00</b>	<b>1,431.00</b>	<b>657.00</b>	<b>140.00</b>	<b>149.00</b>	<b>160.00</b>	<b>173.00</b>	<b>189.00</b>	<b>189.00</b>		
<b>Improved rule of law regulatory framework</b>	Facilitate development of policies and legislation that enhances the protection of whistleblowers	2021-2023	230.00	299.00	364.00	-	-	-	-	-	-	-	GoM, DPs	
	Finalize the review of the PFM Act	2021-2022	270.00	200.00	-	-	-	-	-	-	-	-	GoM, DPs	
	Review the Fleet Management Policy to make civil service transport system cost-effective	2022-2023	-	50.00	53.00	-	-	-	-	-	-	-	GoM, DPs	
<b>Improved immigration services</b>	Develop National Drugs Control Policy	2022-2023	-	50.00	40.00	-	-	-	-	-	-	-		
	Review Immigration Act and Refugees Act and adhere to them to fulfil international obligations	2022-2023	-	288.00	364.00	-	-	-	-	-	-	-	GoM, DPs	
	Finalize Migration Policy for tracking the history of application for citizenship	2021-2022	280.00	309.00	-	-	-	-	-	-	-	-	GoM, DPs	
	Develop a policy and legislative framework for the adoption and use of DNA technologies and evidence in criminal investigations and proceedings	2022-2024	-	361.00	484.00	525.00	-	-	-	-	-	-	GoM, DPs	
	Build the institutional, technical, and human resource capacity in the institutions that will be coordinating the governance systems and institutions interventions (with adherence to minimum requirements)	2021-2030	100.00	103.00	107.00	112.00	119.00	127.00	119.00	119.00	119.00	119.00	119.00	GoM, DPs
	Develop and implement strategic plans for the Ministry(ies) coordinating this Enabler	2021-2030	17.00	18.00	19.00	20.00	21.00	22.00	21.00	21.00	21.00	21.00	21.00	GoM, DPs

Outcomes	Interventions	Period	2021	2022	2023	2024	2025	2026	2027	2028	2029	2030	Source of Funding
	<b>Anticipated Inflation Factor</b>		1.00	1.03	1.04	1.05	1.06	1.07	1.08	1.09	1.1	1.1	
			K	K	K	K	K	K	K	K	K	K	
<b>Citizen Engagement, Participation, and Fair Conduct of Election</b>			<b>185.00</b>	<b>390.00</b>	<b>402.00</b>	<b>407.00</b>	<b>207.00</b>	<b>214.00</b>	<b>223.00</b>	<b>235.00</b>	<b>248.00</b>	<b>248.00</b>	
<b>Increased citizen engagement in development affairs</b>	Reinforce mechanisms at decentralized levels for inclusive citizen engagement particularly for women, youth and persons with disabilities	2021-2030	75.00	77.00	78.00	79.00	80.00	80.00	81.00	82.00	83.00	83.00	GoM, DPs, CSR, Grants
	Improve representation of minority groups in decision making platforms	2021-2030	30.00	31.00	31.00	32.00	32.00	32.00	32.00	32.00	33.00	33.00	GoM, DPs
	Build capacity of community leaders (including faith and traditional) in social accountability monitoring	2021-2030	80.00	82.00	85.00	86.00	95.00	102.00	110.00	120.00	132.00	132.00	GoM, DPs
<b>Improved electoral service delivery</b>	Develop and implement a secure digital electoral system	2022-2024		200.00	208.00								
<b>Openness and Transparency</b>			<b>1005.00</b>	<b>1622.00</b>	<b>2063.00</b>	<b>1990.00</b>	<b>2316.00</b>	<b>2787.00</b>	<b>3,742.00</b>	<b>4,529.00</b>	<b>5,010.00</b>	<b>5,505.00</b>	<b>30,569.00</b>
<b>Increased accountability and transparency in public service delivery</b>	Institute a citizen-Government forum that will have both the conventional and digital platforms	2021-2023	550.00	597.00	624.00	-	-	-	-	-	-	-	GoM, DPs
	Enforce a public expenditure tracking system	2021-2030	350.00	412.00	582.00	840.00	954.00	1,177.00	1,620.00	1,962.00	2,145.00	2,310.00	GoM
	Publicize annual Key Performance Indicators (KPI) for Cabinet Ministers, heads of MDAs and statutory bodies	2021-2030	5.00	5.00	5.00	5.00	5.00	5.00	5.00	5.00	5.00	5.00	GoM
	Regularize user/client/customer satisfaction surveys take up	2021-2030	-	196.00	270.00	305.00	403.00	428.00	497.00	600.00	715.00	880.00	GoM
	Introduce and sustain public hearings/inquiries on the performance of public functionaries	2022-2030		412.00	582.00	840.00	954.00	1,177.00	1,620.00	1,962.00	2,145.00	2,310.00	GoM

Outcomes	Interventions	Period	2021	2022	2023	2024	2025	2026	2027	2028	2029	2030	Source of Funding
	<b>Anticipated Inflation Factor</b>		1.00	1.03	1.04	1.05	1.06	1.07	1.08	1.09	1.10	1.10	
			K	K	K	K	K	K	K	K	K	K	
<b>Rule of Law</b>			<b>13,219.00</b>	<b>18,567</b>	<b>27,747.00</b>	<b>28,664.00</b>	<b>29,772.00</b>	<b>17,107.00</b>	<b>18,996.00</b>	<b>20,267.00</b>	<b>22,109.00</b>	<b>23,545.00</b>	
<b>Improved adherence to the rule of law</b>	Decentralize to district levels all public offices of governance oversight institutions ( such as ACB, Ombudsman, Office of the Director of Public Officers' Declarations)	2021-2025	4,549.00	6,720.00	10,664.00	11,529.00	12,402.00	-	-	-	-	-	GoM, DP
	Build institutional and human resource capacity in the judicial system to handle cases timely	2021-2030	2,500.00	2,575.00	3,120.00	3,675.00	4,240.00	4,280.00	5,400.00	5,995.00	6,600.00	7,480.00	GoM, DPs
	Improve court infrastructure (including construction of new primary courts)	2021-2030	5,800	6,695.00	9,800.00	10,500.00	12,190.00	12,733.00	13,500.00	14,170.00	15,400.00	15,950.00	GoM, DPs
	Protect budgetary allocation of governance and accountability institutions to enhance operational independence	2021-3030	50.00	57.00	62.00	63.00	69.00	70.00	71.00	76.00	83.00	88.00	GoM
	Construct Judicial Complex in Lilongwe	2021-2025	150.00	1500.00	2500.00	1300.00	530.00						Local bond
	Construct offices for governance institutions	2021-2025	150.00	1000.00	1500.00	1575.00	318.00						Local bond
	Enforce laws that ensure independence of institutions to inhibit political influence on development plans	2021-2030		20.00	21.00		23.00	24.00	25.00	26.00			
<b>Sustainable and Long-term Development Orientation</b>			<b>10,630.00</b>	<b>3,760.00</b>	<b>4,982.00</b>	<b>5,156.00</b>	<b>2,777.00</b>	<b>3,339.00</b>	<b>3,720.00</b>	<b>3,924.00</b>	<b>4,103.00</b>	<b>4,774.00</b>	<b>47,165.00</b>
<b>Improved long-term planning</b>	Build capacity of development planners and policy-makers on long-term development planning and integration at all levels	2021-2030	9,000.00	1,545.00	1,976.00	2,048.00	2,226	2,675.00	3,024.00	3,161.00	3,300.00	3,850.00	GoM, DPs
<b>Increased domestic resource mobilization</b>	Reinforce allocation to the development budget at an annual minimum of 25 percent of the national budget	2021-2030	80.00	113.00	156.00	189.00	212.00	268.00	275.00	316.00	341.00	429.00	GoM, DPs





Outcomes	Interventions	Period	2021	2022	2023	2024	2025	2026	2027	2028	2029	2030	Source of Funding
	<b>Anticipated Inflation Factor</b>		1.00	1.03	1.04	1.05	1.06	1.07	1.08	1.09	1.1	1.1	
			<b>K</b>	<b>K</b>	<b>K</b>	<b>K</b>	<b>K</b>	<b>K</b>	<b>K</b>	<b>K</b>	<b>K</b>	<b>K</b>	
	Review the Corrupt Practices Act to ensure that it is modern and fit-for-purpose	2022-2023		30.00	30.00	-	-	-	-	-	-	-	GoM, DPs
	Formalize the informal sector largely through monetary and fiscal incentives, as well as digitization of trading systems	2021-2030	450.00	463.50	482.04	510.96	546.70	590.50	643.60	707.97	778.77	789.00	GoM, DPs
	Manage the monetary policy to stabilize interest rates, exchange rates and inflation	2021-2030	10.00	10.40	11.13	11.80	12.62	13.50	14.59	15.90	17.49	19.24	GoM, DPs
	Mobilize cooperatives into e-bulking and e-marketing	2022-2025	5,000.00	103.00	104.00	105.00	106.00	107.00	108.00	109.00	110.00	110.00	GoM, DPs Pvt Sector
	Establish one-stop business information and services centers across the country	2021-2030	15.00	10,815.00	13,520.00	15,750.00	21,200.00	26,750.00	32,400.00	43,600.00	49,500.00	55,000.00	GoM, DPs, Pvt Sector
	Formalize the informal sector, largely through monetary and fiscal incentives, as well as digitization of trading systems	2021-2030	200.00	20.00	20.00	23.00	25.00	27.00	30.00	33.00	35.00	39.00	GoM, DPs
	Expand digital financial platforms that are convenient, available and accessible to everyone, especially those in remote areas	2022-2030		361.00	416.00	441.00	498.00	524.00	540.00	589.00	649.00	660.00	Pvt Sector
	Secure a credit rating for Malawi for diversified project finance deals	2021-2023		309.00	395.00								GoM

Outcomes	Interventions	Period	2021	2022	2023	2024	2025	2026	2027	2028	2029	2030	Source of Funding
	<b>Anticipated Inflation Factor</b>		1.00	1.03	1.04	1.05	1.06	1.07	1.08	1.09	1.10	1.10	
			K	K	K	K	K	K	K	K	K	K	
<b>Human Rights and Cultural Diversity (Social Cohesion)</b>			<b>670.00</b>	<b>1,147.00</b>	<b>1,685.00</b>	<b>2,236.40</b>	<b>256.50</b>	<b>3,055.70</b>	<b>3,426.50</b>	<b>3,806.90</b>	<b>4,502.00</b>	<b>4,751.00</b>	<b>55362</b>
<b>Inclusive development planning processes</b>	Facilitate the progressive development of civil society that is fully capable of holding Government accountable and defending citizens rights	2021-2030	15000	200.00	208.00	218.40	23150	247.70	267.50	288.90	291.00	320.00	DPs
	Ensure strict adherence to all international charters on human rights, including the Universal Declaration of Human Rights the African Charter on Human and Rights, and charters that protect vulnerable groups like children, women, refugees, persons with disabilities and minority groups	2021-2030	20.00	20.00	21.00	23.00	25.00	26.00	27.00	30.00	31.00	31.00	GoM, DPs
	Implement human rights awareness programs using various media	2021-2030	500.00	927.00	1,456.00	1,995.00	2,300	2,782.00	3,132.00	3,488.00	4,180.00	4,400.00	GoM, DPs
	Operationalize child-centered governance institutions such as the newly established National Children's Commission	2021-2030	900.00	1,500.00	15,060.00	1,638.00	1,736.00	1,858.00	2,025.00	2,227.00	2,227.00	2,227.00	GoM, DPs
<b>Sustainable Peace and Security</b>			<b>16,150.00</b>	<b>23,176.00</b>	<b>29,258.28</b>	<b>34,306.00</b>	<b>39,049.00</b>	<b>43,756.00</b>	<b>9,435.92</b>	<b>10,356.72</b>	<b>11,703.90</b>	<b>12,210.88</b>	
<b>Improved national safety and security services</b>	Establish the Malawi Peace and Unity Commission	2022-2023		5700	59.28								GoM, DPs
	Provide security institutions with adequate resourcing and modern equipment (such as public order equipment, forensic equipment, intelligence collection equipment, crime detection equipment)	2021-2030	500.00	721.00	780.00	840.00	933.00	963.00	1,026.00	1,199.00	1,650.00	1,980.00	GoM, DPs, CSR, Philanthropy
	Integrate security databases	2022-2024		155.00	172.00	210.00	-	-	-	-			GoM, DPs

Outcomes	Interventions	Period	2021	2022	2023	2024	2025	2026	2027	2028	2029	2030	Source of Funding
	<b>Anticipated Inflation Factor</b>		1.00	1.03	1.04	1.05	1.06	1.07	1.08	1.09	1.10	1.10	
			<b>K</b>	<b>K</b>	<b>K</b>	<b>K</b>	<b>K</b>	<b>K</b>	<b>K</b>	<b>K</b>	<b>K</b>	<b>K</b>	
	Support and strengthen intelligence agencies to provide services that are able to deal with contemporary threats of money laundering, cross-border crime and human trafficking	2022-2025	-	268.00	312.00	378.00	424.00		-	-	-	-	GoM, DPs
	Establish Police Forensic Science Laboratory	2022-2024		200.00	900.00	500.00	-	-	-	-	-	-	GoM, Local Bond, Concessional Loans, Philanthropy
	Renovate police infrastructure across the country	2021-2030	5,000.00	5,150.00	5,356.00	5,624.00	5,961.00	6,378.00	6,888.00	7,508.00	8,259.00	8,259.00	GoM, CSR
	Construct three Regional Police Headquarters (Eastern Region - Zomba, Central East - Kasungu, South East - Luchenza )	2021-2030	600.00	618.00	643.00	675.00	700.00	749.00	808.92	881.72	969.90	1,066.88	GoM, CSR
	Construct houses and hostels for army, police, intelligence, immigration and prison officers	2021-2026	10,000.00	15,000.00	20,000.00	25,000.00	30,000.00	35,000.00					Local Bond
	Establish Police Constabulary for training special police constables	2022-2025	-	400.00	412.00	428.00	400.00	-	-	-	-	-	GoM
	Establish police academy	2022-2030	-	500.00	515.00	534.00	562.00	596.00	637.00	683.00	737.00	811.00	GoM, DPs, CSR
	Conduct peace and security awareness campaigns/public anti-violence campaigns in all the regions and on different media	2021-2030	50.00	57.00	57.00	63.00	69.00	70.00	76.00	85.00	88.00	94.00	GoM, DPs
	Build capacity in forensic investigation	2022-2024	-	50.00	52.00	54.00	-	-	-	-			
<b>Enabler 2 Annual Totals</b>			<b>51,421.00</b>	<b>67,251.90</b>	<b>85,536.45</b>	<b>91,434.16</b>	<b>97,181.82</b>	<b>98,773.70</b>	<b>73,839.61</b>	<b>88,703.49</b>	<b>99,370.16</b>	<b>108,313.12</b>	<b>861825.41</b>

### Cost Estimates for Enhanced Public Sector Performance Enabler

Outcomes	Interventions	Period	2021	2022	2023	2024	2025	2026	2027	2028	2029	2030	Source of Funding
	<b>Anticipated Inflation Factor</b>		1.00	1.03	1.04	1.05	1.06	1.07	1.08	1.09	1.1	1.1	
			K	K	K	K	K	K	K	K	K	K	
<b>Legislation and Institutional Capacity Building</b>			<b>1402.00</b>	<b>3647.00</b>	<b>3800.00</b>	<b>3849.00</b>	<b>4141.00</b>	<b>397.00</b>	<b>428.00</b>	<b>465.00</b>	<b>510.00</b>	<b>510.00</b>	
<b>Improved public service regulatory framework</b>	Review and enforce the Malawi Public Service Regulations together with other public service laws	2021-2023	80.00	103.00	104.00	-	-	-	-	-	-	-	GoM, DPs
	Review and enforce adherence to the Public Service Act	2021-2023	125.00	103.00	78.00	-	-	-	-	-	-	-	GoM, DPs
<b>Enhanced capacities for the institutions coordinating the Enabler</b>	Build the institutional, technical and human resource capacity in the institutions that will be coordinating the Enhanced Public Sector Performance Interventions (with adherence to minimum requirements)	2021-2030	100.00	103.00	107.00	112.00	119.00	127.00	137.00	149.00	164.00	164.00	GoM, DPs
	Develop and implement Strategic Plans for the Ministry(ies) coordinating this Enabler	2021-2030	17.00	18.00	19.00	20.00	21.00	22.00	23.00	24.00	25.00	25.00	GoM, DPs
	Construct Government offices to accommodate MDAs accommodated in rented premises	2021-2030	1,000.00	3,120.00	3,284.00	3,499.00	3,769.00						GoM, PPP
	Strengthen Legal Aid Bureau to increase access to legal representation for poor people	2021-2030	80.00	200.00	208.00	218.00	232.00	248.00	268.00	292.00	321.00	321.00	GoM, DPs
<b>Public Sector Reforms</b>			<b>275.00</b>	<b>536.00</b>	<b>676.00</b>	<b>789.00</b>	<b>217.00</b>	<b>187.00</b>	<b>189.00</b>	<b>191.00</b>	<b>193.00</b>	<b>105.00</b>	
<b>Enhanced public sector performance</b>	Introduce contract agreements for all senior public servants (from Grade I to A)	2021-2022	50.00	52.00	-	-	-	-	-	-	-	-	GoM
	Establish and enforce the rewarding of good performance and penalize under-performance in accordance with public service regulations	2021-2030	50.00	103.00	78.00	79.00	80.00	81.00	82.00	83.00	83.00	83.00	GoM

Outcomes	Interventions	Period	2021	2022	2023	2024	2025	2026	2027	2028	2029	2030	Source of Funding
	<b>Anticipated Inflation Factor</b>		1.00	1.03	1.04	1.05	1.06	1.07	1.08	1.09	1.1	1.1	
			<b>K</b>	<b>K</b>	<b>K</b>	<b>K</b>	<b>K</b>	<b>K</b>	<b>K</b>	<b>K</b>	<b>K</b>	<b>K</b>	
	Expand the usage of automated HRMIS that ensures a harmonized system that easily updates and reflects changes and amendments	2021-2025		23.00	26.00	27.00	31.00	-	-	-	-	-	GoM, DPs
	Review and streamline functionality of parastatals	2021-2023	75.00	103.00	104.00	-	-	-	-	-	-	-	GoM
	Establish the Malawi School of Government and Diplomacy (MSGD)	2021-2024		100.00	312.00	525.00	318.00	-	-	-	-	-	GoM, DPs
	Develop and enforce measures for ensuring efficient public procurement, allowances and contracting mechanisms	2021-2030	100.00	155.00	156.00	158.00	106.00	107.00	108.00	109.00	110.00	22.00	GoM, DPs
<b>Public Service Delivery</b>			<b>1,020.00</b>	<b>2,268.00</b>	<b>2,293.00</b>	<b>1,529.00</b>	<b>1,644.00</b>	<b>802.00</b>	<b>810.00</b>	<b>802.00</b>	<b>802.00</b>	<b>802.00</b>	
<b>Improved service delivery</b>	Build capacity in the public service to effectively respond to citizen's demands	2021-2030	50.00	103.00	104.00	105.00	106.00	107.00	108.00	109.00	110.00	110.00	GoM, DPs
	Operationalize the Open Government Initiative (OGI)	2022-2023	-	52.00	52.00	-	-	-	-	-	-	-	GoM, DPs
	Enforce the Access to Information Act	2021-2022	100.00	150.00	-	-	-	-	-	-	-	-	GoM, DPs
<b>Harmonized national identification systems</b>	Integrate permit and visa systems with other national key systems	2021-2023	200.00	309.00	312.00	-	-	-	-	-	-	-	GoM, DPs
	Roll out e-visa and passport system to all regions, districts and border posts	2021-2025	200.00	206.00	208.00	210.00	212.00	-	-	-	-	-	GoM, DPs
	Digitize the documentation, procurement and operations of all relevant Government services	2021-2024	50.00	82.00	83.00	84.00	-	-	-	-	-	-	GoM, DPs

Outcomes	Interventions	Period	2021	2022	2023	2024	2025	2026	2027	2028	2029	2030	Source of Funding
	<b>Anticipated Inflation Factor</b>		1.00	1.03	1.04	1.05	1.06	1.07	1.08	1.09	1.1	1.1	
			<b>K</b>	<b>K</b>	<b>K</b>	<b>K</b>	<b>K</b>	<b>K</b>	<b>K</b>	<b>K</b>	<b>K</b>	<b>K</b>	
	Review and streamline functions of public institutions to enhance coordination of cross-cutting functions (such as nutrition, population), eliminate overlapping mandates, (such as water, fisheries, ECD), and reduce public expenditure	2021-2023	50.00	103.00	156.00	-	-	-	-	-	-	-	GoM, DPs
	Establish and improve the functionality of PCGs and ECGs	2021-2030	50.00	77.00	78.00	79.00	80.00	80.00	81.00	82.00	83.00	83.00	GoM, DPs
	Enforce PFM Act for performance-based resource allocation to MDAs	2021-2030	50.00	52.00	78.00	79.00	80.00	80.00	81.00	82.00	83.00	55.00	GoM, DPs
	Roll out results-based financial management in all MDAs and Local Councils	2021-2024	35.00	155.00	156.00	158.00	-	-	-	-	-	-	GoM, DPs
<b>Improved performance of civil servants</b>	Realign the public service functions based on the skills and expertise of staff	2021-2030	20.00	103.00	104.00	105.00	106.00	107.00	108.00	109.00	110.00	110.00	GoM
	Enforce the existing public service laws	2021-2030	50.00	52.00	78.00	79.00	106.00	107.00	108.00	109.00	110.00	55.00	GoM
<b>Improved decentralized public system for effective service delivery</b>	Capacitate local councils to manage the decentralization process	2021-2030	200.00	206.00	260.00	263.00	318.00	321.00	324.00	273.00	275.00	-	GoM, DPs
	Integrate public IFMIS stand-alone systems across councils and to National Local Government Finance Committee	2022-2025	-	515.00	520.00	420.00	530.00	-	-	-	-	-	GoM, DPs
	Roll out the devolution and decentralization process to allow service delivery that is closer to the people	2022-2025	-	103.00	104.00	105.00	106.00	-	-	-	-	-	GoM, DPs

Outcomes	Interventions	Period	2021	2022	2023	2024	2025	2026	2027	2028	2029	2030	Source of Funding
	<b>Anticipated Inflation Factor</b>		1.00	1.03	1.04	1.05	1.06	1.07	1.08	1.09	1.10	1.10	
			K	K	K	K	K	K	K	K	K	K	
<b>Ethical Conduct</b>			150.00	155.00	156.00	158.00	159.00	54.00	54.00	55.00	55.00	55.00	
<b>Trustworthy and responsible public servants</b>	Provide rewards and sanctions to public servants in accordance with the law	2021-2030	50.00	52.00	52.00	53.00	53.00	54.00	54.00	55.00	55.00	55.00	GoM
	Reform public service at national and local authority levels	2021-2025	100.00	103.00	104.00	105.00	106.00	-	-	-	-	-	GoM
<b>Enabler 3 Annual Totals</b>			<b>2,952.00</b>	<b>6,606.00</b>	<b>6,925.00</b>	<b>6,483.00</b>	<b>6,479.00</b>	<b>4,543.00</b>	<b>3,992.00</b>	<b>3,482.00</b>	<b>4,137.00</b>	<b>3,691.00</b>	<b>49290.00</b>

### Cost Estimates for Private Sector Dynamism Enabler

Outcomes	Interventions	Period	2021	2022	2023	2024	2025	2026	2027	2028	2029	2030	Source of Funding	
	<b>Anticipated Inflation Factor</b>		1.00	1.03	1.04	1.05	1.06	1.07	1.08	1.09	1.1	1.1		
			K	K	K	K	K	K	K	K	K	K		
<b>Legislation and Institutional Capacity Building</b>			<b>157.00</b>	<b>267.00</b>	<b>258.00</b>	<b>269.00</b>	<b>164.00</b>	<b>149.00</b>	<b>160.00</b>	<b>173.00</b>	<b>189.00</b>	<b>189.00</b>		
<b>Conducive legislation for private sector</b>	Facilitate the enactment and gazetting of the Special Economic Zones Bill	2021-2022	15.00	15.00	-	-	-	-	-	-	-	-	GoM, DPs	
	Facilitate the enactment of the MSME Bill and develop regulations	2021-2025	5.00	12.00	15.00	11.00	3.00	-	-	-	-	-	GoM, DPs	
	Develop the Business Incubation Strategy	2021-2023	5.00	7.00	11.00	-	-	-	-	-	-	-	GoM, DPs	
	Develop the legislative framework for the establishment of innovative SME and Community Banks	2022-2025	-	52.00	31.00	11.00	11.00	-	-	-	-	-	GoM, DPs	
	Review the Reserve Bank of Malawi Act to promote Government borrowing for investment	2022-2025	-	10.00	20.00	15.00	10.00	-	-	-	-	-	GoM	
	Develop and implement a Cooperative Development Policy	2022-2024	-	20.00	25.00	50.00	-	-	-	-	-	-	GoM, DPs	
	Develop the National Import Substitution Strategy	2022-2024	-	20.00	25.00	50.00	-	-	-	-	-	-	GoM, DPs	
	Review supportive instruments such as PPP regulations, sovereign guarantees and introduction of special development funds to empower private sector investors and speedily mobilize more private financing towards economic infrastructure	2021-2023	15.00	10.00	5.00	-	-	-	127.00	137.00	149.00	164.00	164.00	GoM, DPs
	Build the institutional, technical and human resource capacity in the institutions that will be coordinating private investment promotion (with adherence to minimum requirements)	2021-2030	100.00	103.00	107.00	112.00	-	-	22.00	23.00	24.00	25.00	-	GoM, DPs



Outcomes	Interventions	Period	2021	2022	2023	2024	2025	2026	2027	2028	2029	2030	Source of Funding
	<b>Anticipated Inflation Factor</b>		1.00	1.03	1.04	1.05	1.06	1.07	1.08	1.09	1.1	1.1	
			K	K	K	K	K	K	K	K	K	K	
	Develop and implement Strategic Plans for the Ministry(ies) coordinating this Enabler	2021-2030	1700	18.00	19.00	20.00	21.00	22.00	23.00	24.00	2500	26.00	GoM, DPs
<b>Creation of Enabling Business Environment</b>			<b>11,060.00</b>	<b>11,407.00</b>	<b>11,516.00</b>	<b>6,327.00</b>	<b>6,387.00</b>	<b>6,431.00</b>	<b>6,491.00</b>	<b>6,551.00</b>	<b>6,611.00</b>	<b>6,611.00</b>	
<b>Stable macroeconomic environment</b>	Manage monetary policy to stabilize interest rates, exchange rate and inflation that beats regional averages	2021-2030	10.00	10.00	10.00	11.00	11.00	11.00	11.00	11.00	11.00	11.00	GoM, DPs
	Empower the Monetary Policy Committee to manage liquidity and cash flow projections beyond managing inflation towards supporting the long term development aspirations of the country	2022-2025	-	15.00	16.00	16.00	16.00	-	-	-	-	-	GoM
	Promote interbank trading to smoothen monetary policy operations and Government debt management practices	2021-2023	50.00	52.00	50.00	-	-	-	-	-	-	-	GoM
	Provide fiscal and monetary incentives for helping businesses to build back better from COVID- 19 effects	2021-2023	5,000.00	5,150.00	5,200.00	-	-	-	-	-	-	-	GoM
<b>Enhanced economic infrastructure</b>	Determine and invest in the minimum infrastructure needs in energy, transport and ICT	2021-2030	6,000.00	6,180.00	6,240.00	6,300.00	6,360.00	6,420.00	6,480.00	6,540.00	6,600.00	6,600.00	GoM, PPP, Venture Capital, Concessional Loans

Outcomes	Interventions	Period	2021	2022	2023	2024	2025	2026	2027	2028	2029	2030	Source of Funding
	<b>Anticipated Inflation Factor</b>		1.00	1.03	1.04	1.05	1.06	1.07	1.08	1.09	1.1	1.1	
			<b>K</b>	<b>K</b>	<b>K</b>	<b>K</b>	<b>K</b>	<b>K</b>	<b>K</b>	<b>K</b>	<b>K</b>	<b>K</b>	
<b>Digital Economy Promotion</b>			<b>1,620.00</b>	<b>2,090.00</b>	<b>1,059.00</b>	<b>1,014.00</b>	<b>997.00</b>	<b>639.00</b>	<b>690.00</b>	<b>752.00</b>	<b>827.00</b>	<b>827.00</b>	
<b>Increased internet network access</b>	Establish a carrier neutral Internet Exchange Point (IXP)	2021-2025	100.00	350.00	523.00	451.00	400.00	-	-	-	-	-	GoM, DPs
	Review the tax regimes governing the ICT sector to ensure regional competitiveness	2021-2022	20.00	25.00			-	-	-	-	-	-	GoM
<b>Increased device ownership and energy access of the population</b>	Provide fiscal incentives that promote digital services through reduction in device costs	2021-2022	1000.00	1200.00	-	-	-	-	-	-	-	-	GoM
	Develop and implement a community digital champion programme to deepen digital literacy and skills across Malawi	2021-2030	500.00	515.00	536.00	563.00	597.00	639.00	690.00	752.00	827.00	827.00	GoM, CSR, DP
<b>MSME Development</b>			<b>748.00</b>	<b>6,568.50</b>	<b>4,759.56</b>	<b>1,443.54</b>	<b>1,635.70</b>	<b>1,181.41</b>	<b>1,251.08</b>	<b>1,367.30</b>	<b>1,482.22</b>	<b>1,512.46</b>	
<b>Structured and resourced MSME sector</b>	Implement the MSME Policy	2021-2030	10000	12000	12000	14000	14000	16000	16000	18000	18000	18000	GoM, Pvt Sector, DPs
	Implement the Business Incubation Strategy	2021-2030	50.00	100.00	105.00	111.30	119.09	128.62	140.19	154.21	169.63	186.60	GoM, Pvt Sector, DPs
	Establish and sustain a Public-Private Dialogue (PPD) forum for SMEs and cooperatives	2021-2030	23.00	15.00	16.00	17.00	18.00	18.00	19.00	21.00	23.00	23.00	Pvt Sector, DPs
	Institute an MSME regulatory board	2022-2023	-	515.00	1,500.00	-	-	-	-	-	-	-	GoM
	Set up sector specific Design and Innovation Centers (such as jewelry, fashion, wood and leather)	2023-2026	-	-	50.00	100.00	250.00	75.00	-	-	-	-	GoM, Pvt Sector
	Design and implement functional financial literacy among small- scale farmers/ producers	2021-2030	50.00	55.00	58.00	63.00	65.00	5.00	74.00	79.00	85.00	90.00	GoM, DPs, Pvt Sector
	Provide entrepreneurship training to youths and women	2021-2030	20.00	41.00	42.00	21.00	21.00	21.00	22.00	22.00	22.00	22.00	GoM, DPs, Pvt Sector

Outcomes	Interventions	Period	2021	2022	2023	2024	2025	2026	2027	2028	2029	2030	Source of Funding
<b>Anticipated Inflation Factor</b>			1.00	1.03	1.04	1.05	1.06	1.07	1.08	1.09	1.1	1.1	
			K	K	K	K	K	K	K	K	K	K	
	Restructure and recapitalize financing instruments for business finance for youth, women and persons with disabilities	2021-2025	-	309.00	416.00	210.00	200.00	-	-	-	-	-	GoM, DPs, Pvt Sector
	Design and implement functional financial literacy program among small scale farmers/producers	2021-2030	-	51.50	53.56	56.24	59.61	63.79	68.89	75.09	82.59	90.86	GoM, Contracting
<b>Improved access to finance for businesses and entrepreneurship</b>	Expedite automation of licenses and permit systems to allow interoperability among designating authorities	2022-2023	-	3,090.00	1,040.00	-	-	-	-	-	-	-	PPP
	Establish Special Purpose Vehicles (SPVs) to major partnerships projects with private sector	2022-2023	-	155.00	52.00	-	-	-	-	-	-	-	GoM, DPs, Pvt Sector
	Develop community banks	2023-2030	-	-	536.00	563.00	597.00	639.00	690.00	752.00	827.00	827.00	GoM, Pvt Sector, PPP
<b>Improved quality of Malawian products</b>	Establish export training program to help build the export readiness of the entrepreneurs and the enterprises	2023-2025	-	-	400.00	100.00	100.00	-	-	-	-	-	GoM, DPs
	Enforce legislation that makes it compulsory for foreign investors to partner with local investors in each and every venture with a set minimum	2021-2030	55.00	57.00	59.00	62.00	66.00	-	-	84.00	93.00	93.00	GoM, DPs
<b>Anchor Firms Development</b>			<b>85,000.00</b>	<b>191,271.00</b>	<b>151,550.00</b>	<b>153,037.00</b>	<b>117,435.00</b>	<b>65,093.00</b>	<b>65,764.00</b>	<b>66,451.00</b>	<b>67,156.00</b>	<b>67,156.00</b>	
<b>Vibrant economic sectors</b>	Establish the Development Catalyzing Corporation as a trailblazer parastatal to set up anchor firms in alliance with the private sector	2021-2024	50,000.00	51,500.00	20,800.00	21,000.00	-	-	-	-	-	-	GoM
	Promote strategic value chains(as identified under the existing NES)	2021-2030	35,000.00	36,050.00	26,000.00	26,250.00	10,600.00	10,700.00	10,800.00	10,900.00	11,000.00	11,000.00	GoM, Pvt Sector
	Invest in the manufacturing of steel tools from scrap metal	2021-2030	-	103,000.00	104,000.00	105,000.00	106,000.00	53,500.00	54,000.00	54,500.00	55,000.00	55,000.00	GoM, DPs, Pvt Sector
	Develop the pharmaceutical sector, especially for products that are currently being imported	2022-2030	-	721.00	750.00	787.00	835.00	893.00	964.00	1,051.00	1,156.00	1,156.00	PvtSector
<b>Enabler 4 Annual Totals</b>			<b>98,585.00</b>	<b>211,603.50</b>	<b>169,142.56</b>	<b>162,090.54</b>	<b>126,618.70</b>	<b>73,493.41</b>	<b>74,356.08</b>	<b>75,294.30</b>	<b>76,265.22</b>	<b>76,295.46</b>	<b>1,143,744.77</b>

### Cost Estimates for Human Capital Development Enabler

Outcomes	Interventions	Period	2021	2022	2023	2024	2025	2026	2027	2028	2029	2030	Source of Funding
	<b>Anticipated Inflation Factor</b>		1.00	1.03	1.04	1.05	1.06	1.07	1.08	1.09	1.1	1.1	
			K	K	K	K	K	K	K	K	K	K	
<b>Legislation and Institutional Capacity Building</b>			<b>434.00</b>	<b>809.00</b>	<b>1,929.00</b>	<b>3,270.00</b>	<b>2,248.00</b>	<b>157.00</b>	<b>169.00</b>	<b>184.00</b>	<b>201.00</b>	<b>201.00</b>	
<b>Improved literacy</b>	Legislate for a mandatory early-child, primary and secondary education	2021-2023	23000	4000	10.00	-	-	-	-	-	-	-	GoM, DPs
	Review the non-formal education curriculum (Functional Literacy)	2021-2023	25.00	50.00	15.00	-	-	-	-	-	-	-	GoM, DPs
<b>Improved coordination of population and nutrition programs</b>	Establish a national population coordinating institution	2023-2025	-	-	20000	1,500.00	500.00	-	-	-	-	-	GoM, DPs
<b>Enhanced policy environment for social protection</b>	Develop and implement social protection policies and programs that respond to specific risks faced throughout the life cycle	2021-2025	14.00	15.00	24.00	15.00	15.00	-	-	-	-	-	GoM, DPs
	Strengthen child policies and legal frameworks that provide an enabling environment for children to grow into full potential	2021-2025	10.00	50.00	25.00	20.00	20.00	-	-	-	-	-	GoM, DPs
<b>Improved regulatory framework for water resources management</b>	Fully capacitate the Water Resources Board for its full regulatory function operationalization	2021-2025	25.00	500.00	1,500.00	1,580.00	1,560.00	-	-	-	-	-	GoM, DPs
<b>Improved public and population health</b>	Finalize the review of the Public Health Act and facilitate enactment	2022-2025		15.00	15.00	8.00	7.00	-	-	-	-	-	GoM, DPs
<b>Improved STI capacities</b>	Develop national STI Policy	2021-2024	10.00		10.00	10.00	-		-	-	-	-	GoM, DPs

Outcomes	Interventions	Period	2021	2022	2023	2024	2025	2026	2027	2028	2029	2030	Source of Funding
	<b>Anticipated Inflation Factor</b>		1.00	1.03	1.04	1.05	1.06	1.07	1.08	1.09	1.10	1.10	
			K	K	K	K	K	K	K	K	K	K	
	Build the institutional, technical and human resource capacity in the institutions that will be coordinating the human capital development (with adherence to minimum requirements)	2021-2030	100.00	103.00	107.00	112.00	119.00	127.00	137.00	149.00	164.00	164.00	GoM, DPs
	Develop and implement Strategic Plans for the Ministry(ies) coordinating this Enabler	2021-2030	20.00	21.00	23.00	25.00	27.00	30.00	32.00	35.00	37.00	37.00	GoM, DPs
<b>Education and Skills Development</b>			<b>67,855.00</b>	<b>124,114.00</b>	<b>132,200.00</b>	<b>133,103.00</b>	<b>127,486.90</b>	<b>127,526.00</b>	<b>134,099.00</b>	<b>140,296.00</b>	<b>149,362.00</b>	<b>149,362.00</b>	
<b>Early Childhood Development</b>													
Equitable access to quality ECD	Construct standardized gender and disability friendly ECD structures	2021-2030	3,600.00	3,708.00	3,744.00	3,780.00	3,816.00	3,852.00	3,888.00	3,924.00	3,960.00	3,960.00	GoM, DPs, Pvt Sector
	Reform the education system so that all primary schools should have early childhood development services	2021-2025	30.00	21.00	21.00	21.00	21.00	-	-	-	-	-	GoM, DPs
	Design and implement a mentorship and training program for ECD instructors Formalize employment of ECD instructors	2021-2030	25.00	15.00	16.00	16.00	17.00	19.00	20.00	22.00	24.00	24.00	GoM, DPs
<b>Primary, Secondary and Tertiary Education</b>													
Improved access to education	Construct new primary schools; new classrooms in existing primary schools; new secondary schools; and laboratories in secondary schools and primary schools	2021-2030	31,000.00	31,930.00	32,240.00	32,550.00	32,860.00	33,170.00	33,480.00	33,790.00	34,100.00	34,100.00	GoM, DPs, Pvt Sector, Philanthropy

Outcomes	Interventions	Period	2021	2022	2023	2024	2025	2026	2027	2028	2029	2030	Source of Funding
	<b>Anticipated Inflation Factor</b>		1.00	1.03	1.04	1.05	1.06	1.07	1.08	1.09	1.1	1.1	
			<b>K</b>	<b>K</b>	<b>K</b>	<b>K</b>	<b>K</b>	<b>K</b>	<b>K</b>	<b>K</b>	<b>K</b>	<b>K</b>	
	Develop and implement the National ODeL Transformation Strategy to promote online and distance learning	2021-2023	50.00	52.00	52.00	-	-	-	-	-	-	-	GoM
	Develop the National Open Secondary School Digitalization Strategy	2021-2023	10.00	26.00	26.00	-	-	-	-	-	-	-	GoM
	Establish an online education big data center to support online education expansion	2021-2022	10,000.00	10,000.00	-	-	-	-	-	-	-	-	GoM, DPs
	Expand virtual science laboratories for STEM simulations and analytical sciences	2021-2030	4,000.00	4,120.00	4,285.00	4,499.00	4,769.00	5,103.00	5,511.00	6,007.00	6,608.00	6,608.00	GoM, DPs
	Support marginalized students across all levels of education	2021-2030	8,200.00	8,200.00	8,200.00	8,200.00	8,200.00	1,640.00	1,640.00	1,640	1,640.00	1,640.00	GoM
<b>Adequate and appropriate infrastructure for all learners and teachers</b>	Equip every secondary school with functioning ICT centers to facilitate the development of a science and technology and innovation driven education system	2021-2030	2,970	3,059.00	3,181.00	3,341.00	3,541.00	3,753.00	4,054.00	4,419.00	4,860.00	4,860.00	DPs, CSR, Philanthropy
	Install free broadband internet service to public universities and other selected public spaces	2021-2023	140.00	144.00	146.00	-	-	-	-	-	-	-	GoM, DPs, CSR, Philanthropy,,
	Build decent housing for teachers in secondary and primary schools	2021-2030	45,000	46,350.00	48,204.00	50,614.00	53,651.00	57,407.00	61,999.00	67,599.00	74,337.00	74,337.00	GoM, DPs, CSR, Philanthropy
	Build Special Needs Learning Centres (SNLCs) in every education zone	2023-2030	-	309.00	312.00	420.00	318.00	214.00	108.00	109.00	55.00	55.00	GoM, DPs, CSR, Philanthropy
	Expand existing infrastructure in public universities to provide fit-for-purpose offices, more learning space and hostels	2021-2025	30.00	515.00	520.00	525.00	530.00	-	-	-	-	-	GoM, DPs, CSR, Philanthropy

Outcomes	Interventions	Period	2021	2022	2023	2024	2025	2026	2027	2028	2029	2030	Source of Funding
	<b>Anticipated Inflation Factor</b>		1.00	1.03	1.04	1.05	1.06	1.07	1.08	1.09	1.1	1.1	
			K	K	K	K	K	K	K	K	K	K	
<b>Enhanced special needs education</b>	Train a critical mass of teachers in special needs education	2021-2025	-	515.00	520.00	525.00	530.00	-	-	-	-	-	GoM, DPs, CSR, Philanthropy
	Construct a special needs education institute	2021-2027	-	-	520.00	1,200.00	1,200.00	1,000.00	1,080.00	-	-	-	GoM, DPs, CSR, Philanthropy
<b>Improved literacy</b>	Establish Community Learning Centers for adult skills development and lifelong learning opportunities	2021-2027	150.00	742.00	749.00	756.00	763.00	770.00	-	-	-	-	GoM, DPs, CSR, Philanthropy
	Provide non-formal/functional education facilities that facilitate inclusive quality teaching and learning, especially for youth with disabilities	2021-2030	35.00	1,500.00	1,000.00	500.00	530.00	567.00	612.00	667.00	734.00	734.00	GoM, DPs, CSR, Philanthropy
	Establish an inclusive non-formal education program	2021-2030	35.00	45.00	300.00	318.00	340.00	367.00	400.00	440.00	484.00	484.00	GoM, DPs, CSR, Philanthropy
<b>Improved quality of education</b>	Provide adequate and relevant teaching and learning materials (such as textbooks, teachers' guides, lab equipment, desks), including special needs TLMs for all primary, secondary and tertiary schools	2021-2030	10,000.00	14,420.00	14,560.00	14,700.00	13,780.00	13,910.00	14,040.00	14,170.00	14,300.00	14,300.00	GoM, DPs
	Develop digital libraries to increase access to teaching and learning materials at all levels of education	2021-2027	350.00	361.00	364.00	368.00	119.00	-	-	-	-	-	GoM, DPs, CSR, Philanthropy
	Capacitate functional literacy with trained instructors, supervisors and coordinators	2021-2025	100.00	103.00	107.00	112.00	371.00	375.00	378.00	-	-	-	GoM, DPs, CSOs
	Establish a qualifications authority to implement National Qualifications Framework	2022-2023	-	1,030.00	1,040.00	-	-	-	-	-	-	-	GoM, DPs, CSR, Philanthropy
	Revitalize teacher development fund to support continuous professional development model	2022-2023	-	2,000.00	2,080.00	-	-	-	-	-	-	-	GoM, PPP

Outcomes	Interventions	Period	2021	2022	2023	2024	2025	2026	2027	2028	2029	2030	Source of Funding
	<b>Anticipated Inflation Factor</b>		1.00	1.03	1.04	1.05	1.06	1.07	1.08	1.09	1.1	1.1	
			<b>K</b>	<b>K</b>	<b>K</b>	<b>K</b>	<b>K</b>	<b>K</b>	<b>K</b>	<b>K</b>	<b>K</b>	<b>K</b>	
	Upgrade existing teacher training institutions to accommodate continuous teacher training and development	2022-2025	-	2,575.00	2,678.00	2,500.00	2,811.90	-	-	-	-	-	GoM, DPs, Pvt sector
	Provide open access to digital content and support for teachers and students	2022-2025	-	15.00	35.00	47.00	16.00						GoM, DPs, CSR, Philanthropy
	Revise teacher training curriculum to include blended learning, device usage for education and LMS	2022-2025	-	25.00	48.00	63.00	50.00						GoM
	Introduce TEVET programs at the basic and secondary levels of education	2022-2025	-	52.00	52.00	53.00	53.00						GoM, DPs
	Review primary, secondary and teacher education curricula to incorporate technical, innovation, creativity, entrepreneurship and civics education aspects	2022-2023	-	58.00	60.00	-	-						GoM
	Review the technical and vocational skills training curricula to increase trades that should meet the current market demands	2022-2023	-	30.00	27.00	-	-						GoM
	Construct at least one TEVET teacher training institution	2022-2026	-	100.00	1,000.00	1,560.00	1,638.00						PPP, Pvt Sector



Outcomes	Interventions	Period	2021	2022	2023	2024	2025	2026	2027	2028	2029	2030	Source of Funding
	<b>Anticipated Inflation Factor</b>		1.00	1.03	1.04	1.05	1.06	1.07	1.08	1.09	1.1	1.1	
			K	K	K	K	K	K	K	K	K	K	
	Introduce TEVET programs at the basic and secondary levels of education	2022-2025	-	52.00	52.00	53.00	53.00	-	-	-	-	-	GoM, DPs
	Review primary, secondary and teacher education curricula to incorporate technical, innovation, creativity, entrepreneurship and civics education aspects	2022-2023	-	58.00	60.00	-	-	-	-	-	-	-	GoM
	Review the technical and vocational skills training curricula to increase trades that should meet the current market demands	2022-2023	-	30.00	27.00	-	-	-	-	-	-	-	GoM
	Upgrade and construct well equipped and staffed technical and vocational skills centers in each district	2023-2030	-	-	5,356.00	5,623.00	5,961.00	5,379.00	5,379.00	5,379.00	5,379.00	5,379.00	GoM, DPs, CSR, Pvt Sector, Philanthropy
<b>Science, Technology and Innovation</b>			<b>2,540.00</b>	<b>5,235.00</b>	<b>3,909.40</b>	<b>4,045.30</b>	<b>4,108.17</b>	<b>1,761.20</b>	<b>1,803.85</b>	<b>1,852.58</b>	<b>1,910.68</b>	<b>1,956.90</b>	
Requisite human capacity in STI developed	Expand business, innovations, and technological incubation centres (such as fabrication laboratories, maker spaces, innovation hubs, innovation garages and technology parks) in higher education institutions	2021-2025	2,000.00	2,060.00	2,142.40	2,249.30	2,384.27	-	-	-	-	-	GoM, DPs, Philanthropy, CSR, Pvt Sector
	Train scientists, technologists, innovators and entrepreneurs	2021-2030	200.00	1,030.00	1,040.00	1,050.00	1,060.00	1,070.00	1,080.00	1,090.00	1,100.00	1,100.00	GoM, DPs, Philanthropy, CSR, Pvt Sector
	Conduct research jointly with higher education (including postgraduates) and industry players aimed at catalysing private investment	2021-2030	25.00	309.00	312.00	315.00	318.00	321.00	324.00	327.00	330.00	330.00	GoM, DPs, Philanthropy, CSR, Pvt Sector

Outcomes	Interventions	Period	2021	2022	2023	2024	2025	2026	2027	2028	2029	2030	Source of Funding
	<b>Anticipated Inflation Factor</b>		1.00	1.03	1.04	1.05	1.06	1.07	1.08	1.09	1.1	1.1	
			K	K	K	K	K	K	K	K	K	K	
	Establish and sustain a program of linking graduates to financial providers	2021-2030	10.00	10.00	11.00	11.00	12.00	13.00	14.00	15.00	18.00	18.00	Pvt Sector, DPs
	Establish Malawi Academy of Sciences (MAS)	2021-2022	200.00	1,500.00	-	-	-	-	-	-	-	-	GoM, DPs
	Re-establish and operationalize National Research Fund	2021-2030	50.00	150.00	300.00	315.00	333.90	357.20	385.85	420.58	462.68	508.90	GoM, Pvt Sector, DPs
	Re-design education curriculum to incorporate requisite skills needed for the fourth industrial revolution	2021-2024	35.00	155.00	104.00	105.00	-	-	-	-	-	-	GoM
	Establish the Network of Malawian Scientists in the Diaspora	2021-2022	20.00	21.00	-	-	-	-	-	-	-	-	GoM, Philanthropy
<b>Health and Nutrition</b>			<b>25,230.00</b>	<b>37,882.00</b>	<b>78,744.00</b>	<b>109,949.00</b>	<b>102,085.00</b>	<b>93,314.00</b>	<b>97,112.00</b>	<b>104,179.00</b>	<b>115,897.00</b>	<b>124,323.00</b>	
<b>Improved nutrition for under-5 children</b>	Scale-up nutritional education and communication programs	2021-2030	100.00	309.00	520.00	840.00	954.00	1,177.00	972.00	981.00	990.00	990.00	GoM, DPs, CSRs, Philanthropy
	Streamline early detection and management of acute malnutrition in children	2021-2023	50.00	52.00	54.00	56.00	60.00	64.00	69.00	75.00	83.00	83.00	GoM, DPs, Philanthropy, CSR
	Scale-up school-feeding programs based on evidence of communities most in need	2021-2030	600.00	824.00	936.00	1,365.00	1,590.00	2,033.00	2,268.00	2,616.00	2,860.00	3,190.00	GoM, DPs, Philanthropy, CSR
	Intensify civic education on consumption of diverse diets focusing on locally available foods among children, adolescent boys and girls, and pregnant and lactating mothers	2021-2030	50.00	62.00	83.00	105.00	127.00	161.00	216.00	327.00	385.00	440.00	GoM, DPs, Philanthropy, CSR
	Scale-up social protection programmes that are catalytic and transformative in nature leading to resilient communities	2021-2030	900.00	1,442.00	1,872.00	2,520.00	2,968.00	3,210.00	3,780.00	4,360.00	5,280.00	5,500.00	GoM, DPs, Philanthropy, CSR

Outcomes	Interventions	Period	2021	2022	2023	2024	2025	2026	2027	2028	2029	2030	Source of Funding
	<b>Anticipated Inflation Factor</b>		1.00	1.03	1.04	1.05	1.06	1.07	1.08	1.09	1.1	1.1	
			K	K	K	K	K	K	K	K	K	K	
<b>Reduced transmission of infectious diseases</b>	Build and improve capacity and leadership in the prevention and effective detection of infectious disease threats	2021-2030	100.00	115.00	120.00	125.00	130.00	135.00	140.00	145.00	150.00	150.00	GoM, DPs, Philanthropy, CSR
<b>Reduced incidents of NCDs</b>	Determine and provide a minimum set of sports facilities and recreation activities in all schools	2021-2030	-	-	3,952.00	5,000.00	5,300.00	5,564.00	5,832.00	6,104.00	6,380.00	6,600.00	GoM, DPs, Philanthropy, CSR
<b>Improved health infrastructure</b>	Conduct regular mobile pre-screening for NCDs in all regions of the country	2021-2030	500.00	927.00	1,040.00	1,470.00	1,908.00	2,247.00	2,592.00	2,834.00	3,190.00	3,300.00	GoM, DPs, Philanthropy, CSR
	Intensify awareness on the prevention of NCDs	2021-2030	50.00	72.00	94.00	105.00	148.00	171.00	216.00	273.00	330.00	440.00	GoM, DPs, Philanthropy, CSR
	Capacitate all public health centers for early detection of NCDs	2021-2030	45.00	577.00	624.00	788.00	954.00	1,070.00	1,296.00	1,635.00	2,090.00	2,200.00	GoM, DPs, Philanthropy, CSR
	Construct, rehabilitate and upgrade health facilities and ensure they are well equipped	2021-2030	15,000.00	19,570.00	26,000.00	33,600.00	38,160.00	41,730.00	46,440.00	50,140.00	55,000.00	60,500.00	GoM, DPs, Philanthropy, CSR
	Construct the University Tertiary Teaching Hospital (UTTH) to also act as a referral for central hospitals	2022-2025	-	2500.00	16827.00	25484.00		5,564.00	-	-	-	-	GoM, PPP
	Construct a referral military hospital that provides specialized health services	2021-2026	25.00	1,957.00	3,016.00	4,095.00	6003.00	5,243.00	6,372.00	6,540.00	6,820.00	7,150.00	GoM, DPs, Philanthropy
	Construct 4 specialist state of the art Infectious Disease Treatment Centers in the country's four cities (Blantyre, Zomba, Lilongwe, and Mzuzu) to manage outbreak prone infectious diseases, existing and emerging	2021-2030	25.00	1,007.50	1,872.00	3,045.00	5,194.00	5,885.00	7,020.00	9,483.00	11,990.00	13,200.00	GoM, DPs, Philanthropy
	Establish designated centers in all 28 district hospitals with standard minimum capacities to handle pandemics such as COVID-19 and other emergencies at the district and community level	2021-2030	25.00	45.00	2,912.00	3,255.00	4,028.00	4,815.00	5,184.00	5,995.00	6,380.00	6,600.00	GoM, DPs, Philanthropy
	Construct modern district hospitals in Blantyre, Zomba, Lilongwe, Mzuzu and strategic locations in each of the four regions in order to decongest the existing central hospitals	2023-2030	-	-	3,016.00	3,675.00	4,028.00	6,378.00	6,888.00	7,508.00	8,259.00	8,259.00	Govt, DPs, Philanthropy, SCR

Outcomes	Interventions	Period	2021	2022	2023	2024	2025	2026	2027	2028	2029	2030	Source of Funding
	<b>Anticipated Inflation Factor</b>		1.00	1.03	1.04	1.05	1.06	1.07	1.08	1.09	1.1	1.1	
			K	K	K	K	K	K	K	K	K	K	
	Construct and furnish Youth Friendly Centers with recreational, sports, health, and skills building facilities to tackle issues of mental health (as well as NCDs and SRHR)	2021-2030	5,000.00 -	5,150.00	5,356.00	5624.00	4,452.00	-	-	-	-	-	PPP, Pvt Sector
<b>Efficient drug supply chain</b>	Facilitate establishment of a local pharmaceutical manufacturing industry to enhance production of essential drugs and PPEs	2023-2025	-	-	1,872.00	2,940.00	5,961.00						GoM, DPs
	Monitor quality of medicines and medical supplies in all districts (through MBS and Pharmacy and Medicine Regulatory Authority, among others)	2021-2030	40.00	46.00	62.00	68.00	3,710.00	86.00	92.00	109.00	121.00	132.00	GoM, DPs
	Operationalize the Logistic Management Information Systems	2022-2024	-	61.00	87.00	93.00	-	-	-	-	-	-	GoM, DPs, Philanthropy
	Increase number of District Environmental Health Officers (DEHOs) and Health Surveillance Assistants (HSAs) for more preventive health services at community level	2021-2030	900.00	1,545.00	1,872.00	2,100.00	2,500.00	2,996.00	3,780.00	4,033.00	4,290.00	4,400.00	GoM, DPs, Philanthropy
	Increase number of technical health personnel, especially doctors, nurses and clinical officers at all levels of the health sector	2021-2030	800.00	1,545.00	3,016.00	3,675.00	2,650.00	4,815.00	5,184.00	5,995.00	6,380.00	6,600.00	GoM, DPs
<b>Improved access to health financing</b>	Establish universal national health insurance scheme	2024-2025	-	-	-	3,150.00	4,452.00	4,066.00	4,860.00	5,123.00	5,390	5,500.00	GoM, DPs, Pvt Sector
	Establish the National Health Fund (NHF) to increase domestic health financing and improve long term sustainability of health financing	2023-2024			1,545.00	3,710.00	-	-	-	-	-	-	GoM, DPs
		2023-2024	-	-	832.00	1,890.00	-						
	Fully digitize the Health Management Information System	2021-2023	-	-	60.00	-	-	-	-	-	-	-	GoM, DPs, Philanthropy, Pvt Sector
<b>Improved access to mental health services</b>	Conduct awareness on mental health education and services, especially among young people	2021-2030	55.00	57.00	214.00	227.00	243.00						GoM, DPs, Philanthropy, Pvt Sector
	Provide counselling and psychosocial support, especially to young people with mental issues and drug and substance abuse or addictions	2021-2030	200.00	206.00	890.00	944.00	1,001.00	262.00	286.00	315.00	352.00	352.00	GoM, DPs, Philanthropy, Pvt Sector

Outcomes	Interventions	Period	2021	2022	2023	2024	2025	2026	2027	2028	2029	2030	Source of Funding
	<b>Anticipated Inflation Factor</b>		1.00	1.03	1.04	1.05	1.06	1.07	1.08	1.09	1.1	1.1	
			K	K	K	K	K	K	K	K	K	K	
	Invest in setting up and furnishing Youth Friendly Centers with recreational, sports, health, and skills building facilities to tackle issues of non-communicable diseases, mental health, SRHR	2021-2030	840	865	890	944	1001	1072	1157	1261	1387	1387	GoM, DPs, Philanthropy, Pvt Sector
<b>Managing Population Growth</b>			<b>650.00</b>	<b>825.00</b>	<b>936.00</b>	<b>946.00</b>	<b>954.00</b>	<b>964.00</b>	<b>972.00</b>	<b>982.00</b>	<b>990.00</b>	<b>990.00</b>	
<b>Manageable population growth</b>	Offer universal access to SRH, including family planning methods in schools and youth friendly health centers	2021-2030	200.00	206.00	208.00	210.00	212.00	214.00	216.00	218.00	220.00	220.00	GoM, DPs, Philanthropy, CSR
	Enforce laws and policies (re-admission policy, National Girls Education Strategy) that will help protect the girl child from early marriages and unwanted pregnancies	2021-2030	150.00	155.00	156.00	158.00	159.00	161.00	162.00	164.00	165.00	165.00	GoM
	Identify and support champions in every ADC to discourage early marriages and teenage pregnancy	2021-2030	300.00	309.00	312.00	315.00	318.00	321.00	324.00	327.00	330.00	330.00	GoM, DPs
	Develop and roll out a mentorship program for young people		-	155.00	260.00	263.00	265.00	268.00	270.00	273.00	275.00	275.00	GoM, DPs, Pvt Sector
<b>Water Sanitation and Hygiene</b>			<b>6100.00</b>	<b>7139.00</b>	<b>8640.00</b>	<b>8700.00</b>	<b>6853.00</b>	<b>5338.00</b>	<b>6127.00</b>	<b>6443.00</b>	<b>6837.00</b>	<b>6849.00</b>	
<b>Improved access to clean water resources in rural areas</b>	Develop and operationalize a digitized/cloud-based management information system for communal water supply assets to help inform allocation of new water investments	2021 - 2024	500.00	900.00	1200.00	500.00	-	-	-	-	-	-	GoM, DPs

Outcomes	Interventions	Period	2021	2022	2023	2024	2025	2026	2027	2028	2029	2030	Source of Funding
	<b>Anticipated Inflation Factor</b>		1.00	1.03	1.04	1.05	1.06	1.07	1.08	1.09	1.1	1.1	
			<b>K</b>	<b>K</b>	<b>K</b>	<b>K</b>	<b>K</b>	<b>K</b>	<b>K</b>	<b>K</b>	<b>K</b>	<b>K</b>	
	Install and institutionalize a real-time groundwater level monitoring system using the latest telemetric technology to track fluctuation of groundwater	2021-2030	2,000.00	2,060.00	3,120.00	3,675.00	2,120.00	2,140.00	2,700.00	2,725.00	2,750.00	2,750.00	GoM, DPs
	Establish a maintenance trust fund to facilitate local government's technical and capacity building support to rural communities	2021-2025	900.00	1200.00	1250.00	1275.00	1300.00	-	-	-	-	-	GoM, Pvt Sector, CSR
	Construct new piped water supply systems	2021-2030	200.00	206.00	214.00	225.00	238.00	255.00	276.00	300.00	330.00	330.00	GoM, DPs Philanthropy, SCR, PPP
	Rehabilitate all gravity water schemes	2021-2030	760.00	783.00	814.00	846.00	889.00	942.00	1008.00	1099.00	1231.00	1231.00	GoM, DPs Philanthropy, SCR, PPP
	Develop and operationalize urban water supply and waste water management Master Plan for all major cities and secondary cities	2021-2025	200.00	300.00	350.00	400.00	425.00	-	-	-	-	-	GoM, DPs
	Accelerate the integration of waste water management within the operational framework of the urban water boards, including exploring PPPs for the management of the waste management facilities	2021-2030	35.00	38.00	39.00	40.00	42.00	44.00	45.00	47.00	50.00	50.00	GoM, DP, PPP
	Integrate and enforce catchment protection services within the water board operational framework, especially main river sources	2021-2030	45.00	75.00	45.00	47.00	49.00	52.00	53.00	57.00	58.00	58.00	GoM, DPs

Outcomes	Interventions	Period	2021	2022	2023	2024	2025	2026	2027	2028	2029	2030	Source of Funding
	<b>Anticipated Inflation Factor</b>		1.00	1.03	1.04	1.05	1.06	1.07	1.08	1.09	1.1	1.1	
			<b>K</b>	<b>K</b>	<b>K</b>	<b>K</b>	<b>K</b>	<b>K</b>	<b>K</b>	<b>K</b>	<b>K</b>	<b>K</b>	
	Develop sustainable water, sanitation and hygiene facilities and networks in rural areas and hard to reach areas to ensure that children, women and the youth have access to affordable and quality WASH services in all public schools and health facilities	2021-2030	200.00	206.00	214.00	225.00	238.00	255.00	276.00	300.00	330.00	330.00	GoM, DPs, Philanthropy, SCR
<b>Expanded sanitation at household level and in public places</b>	Construct/install and/or upgrade well-serviced sanitation facilities (e.g. toilets, washrooms, dust bins) in all public places such as markets, bus terminals	2021-2030	500.00	515.00	536.00	562.00	596.00	637.00	689.00	750.00	826.00	826.00	GoM, DPs, Philanthropy, CSR, PPP, Pvt Sector
	Institute and enforce the mandatory installation and/or ownership of household latrines by home owners and landlords in urban, peri-urban and rural areas	2021-2030	35.00	36.00	38.00	41.00	41.00	42.00	45.00	46.00	51.00	51.00	GoM, DPs, Philanthropy
	Intensify promotion of good hygiene messages, e.g. washing hands with soap via mass media platform	2021-2030	40.00	46.00	62.00	68.00	80.00	86.00	92.00	109.00	121.00	132.00	GoM, DPs, Philanthropy, CSR
	Incentivize private sector participation in the sanitation value chain in urban and peri-urban areas	2021-2025	100.00	115.00	120.00	125.00	130.00	135.00	140.00	145.00	150.00	150.00	GoM
	Strengthen the water management human resource base, especially at the district level	2021-2030	470.00	484.00	503.00	529.00	560.00	600.00	648.00	706.00	776.00	776.00	GoM, DPs, Philanthropy
	Conduct Research and Development of local solutions/technologies to solve local WASH problems	2021-2030	15.00	25.00	35.00	37.00	38.00	41.00	44.00	44.00	45.00	46.00	GoM, DPs, Philanthropy

Outcomes	Interventions	Period	2021	2022	2023	2024	2025	2026	2027	2028	2029	2030	Source of Funding
	<b>Anticipated Inflation Factor</b>		1.00	1.03	1.04	1.05	1.06	1.07	1.08	1.09	1.1	1.1	
			<b>K</b>	<b>K</b>	<b>K</b>	<b>K</b>	<b>K</b>	<b>K</b>	<b>K</b>	<b>K</b>	<b>K</b>	<b>K</b>	
<b>Sports and Creative Arts</b>			<b>4,300.00</b>	<b>5,732.00</b>	<b>6,568.00</b>	<b>6,242.00</b>	<b>3,644.00</b>	<b>3,286.00</b>	<b>3,361.00</b>	<b>3,361.00</b>	<b>3,298.00</b>	<b>3,393.00</b>	
<b>Enhanced diversity of sports and creative arts</b>	Create and roll out an effective National Sports Talent Search System	2021-2030	200.00	309.00	312.00	210.00	212.00	214.00	216.00	218.00	220.00	220.00	GoM, Pvt Sector
<b>Inclusive sports and creative arts development</b>	Promote and commercialize arts festivals	2021-2030	200.00	200.00	256.00	268.00	278.00	291.00	306.00	324.00	346.00	346.00	GoM, DPs, Pvt Sector
	Adapt and improve disability friendly sports programs	2021-2030	300.00	309.00	364.00	420.00	424.00	428.00	432.00	436.00	440.00	440.00	GoM, DPs, Philanthropy
	Introduce new sporting activities	2021-2030	200.00	500.00	600.00	400.00	428.00	462.00	503.00	548.00	602.00	602.00	GoM, Pvt Sector
	Construct sports village at Kamuzu Institute for Youth	2021-2025	2500.00	2575.00	2080.00	2184.00	530.00						PPP
<b>Improved sports infrastructure</b>	Implement a 'minimum sports infrastructure package' for all primary and secondary schools and tertiary education institutions	2021-2030		515.00	520.00	525.00	530.00	642.00	648.00	654.00	660.00	660.00	GoM, PPP, Pvt Sector, Philanthropy
	Rehabilitate/upgrade dilapidated sports infrastructure in all learning institutions	2021-2030	500.00	515.00	624.00	630.00	636.00	642.00	648.00	709.00	715.00	715.00	GoM, DPs, Pvt Sector, Philanthropy, CSR
	Construct world class sports facilities for various inclusive sporting disciplines with ability to host international competitions	2021-2030	200.00	500.00	1500.00	1500.00	500.00	500.00	500.00	500.00	300.00	300.00	200.00



Outcomes	Interventions	Period	2021	2022	2023	2024	2025	2026	2027	2028	2029	2030	Source of Funding
	<b>Anticipated Inflation Factor</b>		1.00	1.03	1.04	1.05	1.06	1.07	1.08	1.09	1.1	1.1	
			K	K	K	K	K	K	K	K	K	K	
<b>Gender Equality</b>			<b>5,650.00</b>	<b>6,026.00</b>	<b>3,884.00</b>	<b>3,693.00</b>	<b>2,401.00</b>	<b>2,163.00</b>	<b>1,972.00</b>	<b>1,881.00</b>	<b>1,790.00</b>	<b>1,490.00</b>	
<b>Improved gender equality</b>	Fully implement gender policy and Gender Equality Act	2021-2030	100.00	206.00	208.00	210.00	212.00	214.00	216.00	218.00	220.00	220.00	GoM, DPs, Philanthropy
	Provide access to finance to encourage entrepreneurship amongst women and girls	2021-2030	5,000.00	5,150.00	3000.00	2800.00	1500.00	1200.00	1000.00	900.00	800.00	500.00	GoM, DPs
	Increase women and youth representation and participation in decision- making positions and processes through deliberate policies	2021-2030	50.00	52.00	52.00	53.00	53.00	107.00	108.00	109.00	110.00	110.00	GoM, DPs
<b>Eradication of gender-based violence</b>	Enforce laws that protect the rights of women, girls, boys and men against all forms of violence and laws to end child marriage	2021-2030	100.00	103.00	104.00	105.00	106.00	107.00	108.00	109.00	110.00	110.00	GoM, DPs, Philanthropy
<b>Inclusive national development programming</b>	Undertake awareness campaigns to eradicate all harmful cultural practices; with stringent sanctions for those practicing	2021-2030	200.00	206.00	208.00	210.00	212.00	214.00	216.00	218.00	220.00	220.00	GoM, DPs, Philanthropy
	Mainstream gender into national development programmes, policies and interventions including empowerment programmes and entrepreneurship	2021-2030	100.00	103.00	104.00	105.00	106.00	107.00	108.00	109.00	110.00	110.00	GoM, DPs
	Mainstream child- and youth-supportive interventions, at all levels of development programming such as life-long learning and entrepreneurial skills development	2021-2030	100.00	206.00	208.00	210.00	212.00	214.00	216.00	218.00	220.00	220.00	GoM, DPs

Outcomes	Interventions	Period	2021	2022	2023	2024	2025	2026	2027	2028	2029	2030	Source of Funding
	<b>Anticipated Inflation Factor</b>		1.00	1.03	1.04	1.05	1.06	1.07	1.08	1.09	1.1	1.1	
			<b>K</b>	<b>K</b>	<b>K</b>	<b>K</b>	<b>K</b>	<b>K</b>	<b>K</b>	<b>K</b>	<b>K</b>	<b>K</b>	
<b>Social Welfare</b>			<b>4,370.00</b>	<b>5017.00</b>	<b>5589.00</b>	<b>5648.00</b>	<b>5708.00</b>	<b>5771.00</b>	<b>5835.00</b>	<b>5903.00</b>	<b>5973.00</b>	<b>5973.00</b>	
	Provide catalytic and transformative social cash transfer to the elderly, orphans and persons with disability	2021-2030	1,000.00	1,545.00	2,080.00	2,100.00	2,120.00	2,140.00	2,160.00	2,180.00	2,200.00	2,200.00	GoM
	Introduce and sustain an old age pension scheme	2021-2030	120.00	124.00	129.00	135.00	143.00	153.00	165.00	180.00	198.00	198.00	GoM, DPs, Philanthropy, CSR
	Facilitate access to catalytic business opportunities to less privileged groups, including access to finance	2021-2030	2,000.00	2,060.00	2,080.00	2,100.00	2,120.00	2,140.00	2,160.00	2,180.00	2,200.00	2,200.00	GoM, DPs, CSR, Philanthropy
	Update the UBR annually for informed targeting and provision of social support services	2021-2030	500.00	515.00	520.00	525.00	530.00	535.00	540.00	545.00	550.00	550.00	GoM, DPs
	Capacitate the civil protection committees in the effective delivery of social support programs	2021-2030	400.00	412.00	416.00	420.00	424.00	428.00	432.00	436.00	440.00	440.00	GoM, DPs
	Include the needs of persons with disabilities in the development of plans (such as disability-friendly infrastructure)	2021-2030	100.00	103.00	104.00	105.00	106.00	107.00	108.00	109.00	110.00	110.00	GoM, DPs
	Increase children participation in the national development decision making processes	2021-2030	50.00	52.00	52.00	53.00	53.00	54.00	54.00	55.00	55.00	55.00	GoM, DPs
	Scale-up early childhood development and pre-school education	2021-2030	100.00	103.00	104.00	105.00	106.00	107.00	108.00	109.00	110.00	110.00	GoM, DPs, Philanthropy
	Advocate and enforce child rights and laws at all levels	2021-2030	100.00	103.00	104.00	105.00	106.00	107.00	108.00	109.00	110.00	110.00	GoM, DPs, Philanthropy
	<b>Enabler 5 Annual Totals</b>		<b>116,309.00</b>	<b>192,529.00</b>	<b>242,299.40</b>	<b>275,291.30</b>	<b>255,384.63</b>	<b>239,266.20</b>	<b>251,159.85</b>	<b>264,448.58</b>	<b>285,059.68</b>	<b>293,168.90</b>	<b>2,414,916.54</b>

### Cost Estimates for Economic Infrastructure Enabler

Outcomes	Interventions	Period	2021	2022	2023	2024	2025	2026	2027	2028	2029	2030	Source of Funding
	<b>Anticipated Inflation Factor</b>		1.00	1.03	1.04	1.05	1.06	1.07	1.08	1.09	1.10	1.10	
			K	K	K	K	K	K	K	K	K	K	
<b>Legislation and Institutional Capacity Building</b>			<b>11,126.00</b>	<b>13,689.98</b>	<b>11,417.29</b>	<b>16,611.23</b>	<b>22,112.69</b>	<b>22,375.41</b>	<b>28,054.08</b>	<b>33,848.19</b>	<b>34,263.01</b>	<b>34,356.00</b>	
<b>Improved availability of and access to long-term development financing for infrastructure projects</b>	Legislate the utilization of pension funds for development/infrastructure projects	2021-2023	50.00	41.00	31.00	-	-	-	-	-	-	-	GoM, DPs
	Formulate supportive policy and legislative framework for IPP and PPP arrangements in infrastructure development	2021-2023	140.00	288.00	135.00	-	-	-	-	-	-	-	GoM, DPs
	Review public finance management laws to provide for a fixed proportion of domestic revenue for infrastructure development (require an annual minimum of 25 percent of the national budget to be allocated towards the development budget)	2021-2022	10.00	10.00	-	-	-	-	-	-	-	-	GoM
	Facilitate fiscal guarantees towards bankable private projects requiring huge investments that can be financed through external loans	2021-2030	10,000.00	12,360.00	10,400.00	15,750.00	21,200.00	21,400.00	27,000.00	32,700.00	33,000.00	33,000.00	GoM, DPs
<b>Sustainable Infrastructure</b>	Legislate against counterfeit energy equipment, including solar modules	2021-2022	50.00	41.00	-	-	-	-	-	-	-	-	GoM, DPs
	Legislate for minimum standards for transport and energy infrastructure	2021-2023	50.00	41.00	31.00	-	-	-	-	-	-	-	GoM, DPs
<b>Enhanced capacities for the institutions coordinating the Enabler</b>	Build the institutional, technical and human resource capacity of the institutions coordinating the Economic Infrastructure Enabler (with adherence to minimum requirements )	2021-2030	500.00	515.00	535.60	562.00	596.00	637.00	688.00	750.00	825.00	908.00	GoM, DPs, Philanthropy

Outcomes	Interventions	Period	2021	2022	2023	2024	2025	2026	2027	2028	2029	2030	Source of Funding
	<b>Anticipated Inflation Factor</b>		1.00	1.03	1.04	1.05	1.06	1.07	1.08	1.09	1.1	1.1	
			K	K	K	K	K	K	K	K	K	K	
	Mandate infrastructure sharing for ICT providers to reduce ICT costs	2021-2023	20.00	103.00	52.00	-	-	-	-	-	-	-	GoM
<b>Enhanced capacities for the institutions coordinating the Economic Infrastructure Enabler</b>	Train the relevant MDAs and parastatals in acquiring bankable projects and PPP negotiating skills	2021-2030	200.00	206.00	214.00	225.00	238.00	255.00	276.00	300.00	330.00	330.00	GoM, DPs, Philanthropy
	Build the institutional, technical and human resource capacity of the institutions coordinating the Economic Infrastructure Enabler (with adherence to minimum requirements)	2021-2030	500.00	515.00	535.60	562.00	596.00	637.00	688.00	750.00	825.00	908.00	GoM, Pvt Sector, DPs
	Develop and implement Strategic Plans for the Ministry(ies) coordinating this Enabler	2021-2030	17.00	18.00	19.00	20.00	21.00	22.00	23.00	24.00	25.00	25.00	GoM
<b>Energy Generation and Supply</b>			<b>94,795.00</b>	<b>97,896.00</b>	<b>103,179.00</b>	<b>113,885.00</b>	<b>121,016.00</b>	<b>129,534.00</b>	<b>139,973.00</b>	<b>152,945.00</b>	<b>168,038.00</b>	<b>180,216.00</b>	
<b>Increased energy generation and access</b>	Establish solar equipment manufacturing plant through PPP	2023-2026	-	-	400.00	420.00	445.00	250.00	-	-	-	-	PPP, Pvt Sector
	Identify and develop sites for hydro, coal, geothermal, natural gas, solar, wind, agricultural waste, forestry waste, and biogas resources through IPP and PPP arrangements	2021-2030	600.00	618.00	643.00	675.00	715.00	765.00	827.00	901.00	991.00	1,090.00	GoM, Pvt Sector, Concessional Loans
	Provide incentives for renewable energy equipment to promote investments in and adoption of renewable energy	2021-2030	0	0	0	0	0	0	0	0	0	0	GoM
	Scale-up the Rural Electrification Program to widen national electricity coverage	2021-2030	25,750.00	26,780.00	28,119.00	29,806.00	31,892.00	34,444.00	37,544.00	41,298.00	46,254.00	46,254.00	GoM, DPs
	Develop more hydro-power plants	2021-2030	68,410.00	70,462.00	73,280.00	76,945.00	81,561.00	87,270.00	94,252.00	102,735.00	111,981.00	123,179.00	GoM, DPs, Venture Capital, Pvt Sector, Concessional Loans, Local Bond

Outcomes	Interventions	Period	2021	2022	2023	2024	2025	2026	2027	2028	2029	2030	Source of Funding
	<b>Anticipated Inflation Factor</b>		1.00	1.03	1.04	1.05	1.06	1.07	1.08	1.09	1.10	1.10	
			K	K	K	K	K	K	K	K	K	K	
	Expedite the completion of energy projects in the pipeline which already commenced to increase energy supply to the national grid	2021-2025	35.00	36.00	37.00	39.00	43.00						GoM, DPs, Venture Capital, Pvt Sector, Concessional Loans, Local Bond
	Fast-track the commencement and completion of the interconnection of Malawi's power system with that of Mozambique and Zambia	2021-2025	0	0	0	0	0						GoM, DPs
	Invest in new high-capacity power plants and construct new distribution lines and substations to support energy generation and distribution capacity	2023-2030	-	-	700.00	6,000.00	6,360.00	6,805.00	7,350.00	8,011.00	8,812.00	9,693.00	GoM, DPs
<b>ICT Development</b>			<b>8,100.00</b>	<b>14,683.00</b>	<b>25,152.00</b>	<b>205,722.00</b>	<b>115,084.00</b>	<b>70,160.00</b>	<b>68,537.00</b>	<b>3,335.00</b>	<b>3,355.00</b>	<b>3,355.00</b>	
<b>Improved access to reliable and affordable ICT services</b>	Implement "connect to a school" ICT program	2021-2025	4,000.00	103,000.00	20,800.00	42,000.00	42,400.00	-	-	-	-	-	GoM, DPs, Philanthropy, CSR
	Review levies on digital devices and services and all tariff/non-tariff barriers on ICT access	2021-2023	50.00	103.00	78.00	-	-	-	-	-	-	-	GoM
	Upscale on-going projects on ICT infrastructure development, e.g. Last Mile Rural Area Connectivity, NACIT Enhancement Project, Digital Malawi project	2021-2030	4,000.00	4,120.00	4,160.00	4,043.00	3,710.00	3,745.00	3,672.00	3,270.00	3,300.00	3,300.00	GoM, PPP, Pvt Sector, Concessional Loans
	Build a fibre backbone from Nacala to Lilongwe to reduce landing costs which are a significant driver of high data cost in Malawi	2024 -2027	-	-	-	159,600.00	68,900.00	66,340.00	64,800.00	-	-	-	Pvt Sector, PPP
	Intensify ICT research, education and training in all sectors to improve on digital literacy	2021-2030	50.00	160.00	114.00		74.00		65.00	65.00	55.00	55.00	GoM, DPs, Pvt Sector

Outcomes	Interventions	Period	2021	2022	2023	2024	2025	2026	2027	2028	2029	2030	Source of Funding
	<b>Anticipated Inflation Factor</b>		1.00	1.03	1.04	1.05	1.06	1.07	1.08	1.09	1.1	1.1	
			K	K	K	K	K	K	K	K	K	K	
<b>Transport Development</b>			<b>24,115.00</b>	<b>40,189.00</b>	<b>47,358.00</b>	<b>55,185.00</b>	<b>66,336.20</b>	<b>44,497.60</b>	<b>47,909.21</b>	<b>47,776.05</b>	<b>50,480.55</b>	<b>54,615.91</b>	
<b>Integrated transportation system in place</b>	Undertake systematic maintenance and rehabilitation of road infrastructure, including in rural areas	2021-2025	20,000.00	24,720.00	23,920.00	26,250.00	29,680.00	-	-	-	-	-	GoM, DPs, Pvt Sector, PPP
	Upgrade urban roads to bitumen standards	2021-2027	500.00	721.00	936.00	945.00	1,060.00	1,605.00	1,944.00	-	-	-	GoM, DPs, Pvt Sector, PPP
	Increase the lengths (kms) of paved roads to above 50%, especially targeting rural roads and tourism and mining potential areas	2021-2025	-	5,150.00	10,400.00	10,500.00	15,900.00	-	-	-	-	-	GoM, DPs, Pvt Sector, PPP
	Decentralize road maintenance by reconstituting District Infrastructure Roads Maintenance Program (DRIMP)	2021-2025	-	721.00	936.00	1,050.00	1,590.00	-	-	-	-	-	GoM
	Create guidelines for civil and building works in both cities and rural areas	2021-2022	100.00	206.00	-	-	-	-	-	-	-	-	GoM
	Dualize prime city, district and urban centers roads according to master plans	2021-2030	500.00	721.00	936.00	1,050.00	1,060.00	1,605.00	2,160.00	3,270.00	3,850.00	3,850.00	GoM, DPs, PPP
	Establish toll-gates in designated points through according to master designated points through plans	2021-2025	2,000.00	2,575.00	2,678.00	3,150.00	3,922.00	-	-	-	-	-	PPP, Pvt Sector
	Build bus terminals in Blantyre, Lilongwe Karonga and Mzuzu; and railway terminals in Blantyre and Lilongwe	2021-2027	-	515.00	624.00	840.00	954.00	963.00	1,080.00	-	-	-	PPP, Pvt Sector

Outcomes	Interventions	Period	2021	2022	2023	2024	2025	2026	2027	2028	2029	2030	Source of Funding
	<b>Anticipated Inflation Factor</b>		1.00	1.03	1.04	1.05	1.06	1.07	1.08	1.09	1.1	1.1	
			K	K	K	K	K	K	K	K	K	K	
	Build domestic bus terminals in cities and districts	2022-2030	-	618.00	676.00	840.00	848.00	963.00	1,080.00	1,635.00	2,200.00	2200.00	PPP, Pvt Sector
	Rehabilitate jetties and ports in designated areas such as Chipoka, Likoma, Chilumba, Nkhatabay and Monkey Bay	2022-2027	-	500.00	1,000.00	500.00	500.00	400.00	300.00	-	2,200.00	-	PPP, Pvt Sector, Contracting
	Modernize and expand existing international airports (Chileka and KIA)	2021-2028	15.00	500.00	2,222.00	4,000.00	4,000.00	4,500.00	4,000.00	2,500.00	-	-	PPP, Concessional Loans, Contracting
	Build Rapid Transit Public Transport Systems in the major cities	2023-2030	-	-	624.00	735.00	742.00	642.00	756.00	818.00	-	1,045.00	PPP
	Build dry ports at strategic places	2021-2025	500.00	900.00	1,400.00	1,470.00	1,558.20	-	-	-	990.00	-	PPP
	Renovate and expand water ports	2022-2025	-	206.00	364.00	420.00	424.00	-	-	-	-	-	PPP, Pvt Sector
	Expand railway coverage to international and local routes for cargo and passengers and intercity railway system	2022-2025	-	1,030.00	1,560.00	1,575.00	2,120.00	-	-	-	-	-	PPP, Pvt Sector
	Expand and modernize all our major airports and build new airport in Mzuzu	2022-2030	-	206.00	260.00	315.00	371.00	375.00	486.00	218.00	-	160.00	PPP
	Introduce an efficient and reliable road, rail, and water public transport system that will encourage use of public transport	2021-2030	500.00	900.00	1,500.00	1,545.00	1,607.00	1,687.00	1,805.00	1,950.00	165.00	2,125.00	PPP
<b>Enabler 6 Annual Totals</b>			<b>198,186.00</b>	<b>236,857.98</b>	<b>262,010.29</b>	<b>468,901.43</b>	<b>406,708.10</b>	<b>338,130.86</b>	<b>357,257.05</b>	<b>317,239.04</b>	<b>230,523.86</b>	<b>368,538.33</b>	<b>3,184,352.94</b>

### Cost Estimates for Environmental Sustainability Enabler

Outcomes	Interventions	Period	2021	2022	2023	2024	2025	2026	2027	2028	2029	2030	Source of Funding
	<b>Anticipated Inflation Factor</b>		1.00	1.03	1.04	1.05	1.06	1.07	1.08	1.09	1.1	1.1	
			K	K	K	K	K	K	K	K	K	K	
<b>Legislation and Institutional Capacity Building</b>			<b>350.00</b>	<b>572.60</b>	<b>633.68</b>	<b>236.78</b>	<b>193.45</b>	<b>203.17</b>	<b>213.11</b>	<b>225.53</b>	<b>238.78</b>	<b>251.98</b>	
<b>Strengthened legal framework for environmental protection and management</b>	Review land related laws to accommodate new maps and land use change across the country	2021-2023	40.00	57.00	52.00	-	-	-	-	-	-	-	GoM, DPs
	Review environmental guidelines and legislation to incorporate environmental sustainability principles, including outlawing use of bricks burnt by wood for construction	2021-2023	40.00	41.60	43.68	-	-	-	-	-	-	-	GoM, DPs
	Review environmental policy to set up proper governing structures and clarify the mandate of institutions, including Malawi Environmental Protection Agency (MEPA) and Atomic Energy Regulatory Authority (AERA )	2021-2023	70.00	100.00	100.00	-	-	-	-	-	-	-	GoM, DPs, Philanthropy, CRS
	Review existing laws and policies related to economic and fiscal instruments to raise revenues for sustainable conservation and management of natural resources and environment	2021-2030	50.00	206.00	260.00	105.00	53.00	54.00	54.00	55.00	55.00	55.00	GoM, DPs
	Review Biosafety Act and Biosafety Regulations	2021-2023	50.00	53.00	57.00	-	-	-	-	-	-	-	GoM, DPs, Philanthropy, Pvt Sector
<b>Enhanced capacities for the institutions coordinating the Enable</b>	Build the institutional, technical and human resource capacity in the institutions that will be coordinating sustainable environment interventions (with adherence to minimum requirements	2021-2030	55.00	60.00	63.00	66.78	71.45	77.17	84.11	92.53	101.78	111.98	GoM, DPs



Outcomes	Interventions	Period	2021	2022	2023	2024	2025	2026	2027	2028	2029	2030	Source of Funding
	<b>Anticipated Inflation Factor</b>		1.00	1.03	1.04	1.05	1.06	1.07	1.08	1.09	1.1	1.1	
			K	K	K	K	K	K	K	K	K	K	
	Develop and implement Strategic Plans for the Ministry(ies) coordinating this Enabler	2021-2030	45.00	55.00	58.00	65.00	69.00	72.00	75.00	78.00	82.00	85.00	GoM, DPs,
<b>Ecosystem Conservation and Environmental Management</b>			<b>910.00</b>	<b>1,164.00</b>	<b>1,340.00</b>	<b>518.00</b>	<b>327.00</b>	<b>356.00</b>	<b>417.00</b>	<b>448.00</b>	<b>471.00</b>	<b>490.50</b>	
<b>Enhanced Environmental degradation preventive measures</b>	Enforce mandatory Environmental and Social Impact Analysis (ESIA) on all national or local level development projects	2021-2030	35.00	44.00	54.00	58.00	62.00	66.00	72.00	75.00	77.00	79.00	GoM, DPs
	Prepare and implement restoration plans in highly degraded areas (wildlife, forestry and fisheries)	2021-2023	50.00	60.00	68.00	-	-	-	-	-	-	-	GoM, DPs
	Develop environmental action plans for environmental management at national and district levels	2021-2023	105.00	150.00	190.00	-	-	-	-	-	-	-	GoM, DPs
	Enforcement of land-related legislation, especially on land use	2021-2023	35.00	45.00	58.00	-	-	-	-	-	-	-	GoM, DPs
	Designate all hilly areas as protected and scale-up forest regeneration	2021-2023	205.00	240.00	260.00	-	-	-	-	-	-	-	GoM, DPs
	Establish campaigns that will inculcate positive values on the environment among children and youth	2021-2023	200.00	250.00	280.00	-	-	-	-	-	-	-	GoM, DPs
	Develop curriculum for primary and secondary schools to educate and engage students in environmental awareness and sustainability activities	2021-2024	150.00	180.00	205.00	220.00	-	-	-	-	-	-	GoM, DPs
	Scale-up use of alternative sources of energy such as briquettes, biogas and Liquefied Petroleum Gas (LPG)	2021-2023	45.00	50.00	55.00	60.00	65.00	70.00	75.00	78.00	80.00	82.00	GoM, DPs



Outcomes	Interventions	Period	2021	2022	2023	2024	2025	2026	2027	2028	2029	2030	Source of Funding
	<b>Anticipated Inflation Factor</b>		1.00	1.03	1.04	1.05	1.06	1.07	1.08	1.09	1.1	1.1	
			K	K	K	K	K	K	K	K	K	K	
<b>Climate Change Management</b>			<b>459.00</b>	<b>522.00</b>	<b>543.00</b>	<b>487.00</b>	<b>482.00</b>	<b>488.00</b>	<b>491.00</b>	<b>496.00</b>	<b>479.00</b>	<b>468.00</b>	
	Conduct periodic reporting in environmental management practices	2021-2030	36.00	37.00	37.00	38.00	38.00	39.00	39.00	39.00	40.00	40.00	GoM
	Institutionalize data collection and management in the ENRM Sector	2021-2023	10.00	41.00	52.00	-	-	-	-	-	-	-	GoM, DPs
	Adopt low carbon emission development strategies	2021-2030	8.00	16.00	17.00	17.00	15.00	15.00	15.00	15.00	15.00	15.00	GoM, DPs, Pvt Sector
	Implement adaptation and mitigation interventions in the sectors of agriculture, forestry, and land resources conservation	2021-2030	100.00	103.00	104.00	105.00	106.00	107.00	108.00	109.00	110.00	110.00	GoM, DPs, Philanthropy
	Implement Nationally Determined Contributions (NDC) agreed modalities and National Adaptation Plans (NAPs)	2021-2030	5.00	15.00	21.00	11.00	5.00	5.00	5.00	5.00	6.00	6.00	GoM, DPs
	Mainstream climate change in sector plans, policies and programs	2021-2030	50.00	52.00	52.00	53.00	53.00	54.00	54.00	55.00	66.00	44.00	GoM, DPs
	Enhance climate change research and technology development	2021-2030	200.00	206.00	208.00	210.00	212.00	214.00	216.00	218.00	220.00	220.00	GoM, DPs, Pvt Sector
	Promote cross-sectoral coordination among stakeholders for harmonization of climate change interventions	2021-2030	50.00	52.00	52.00	53.00	53.00	54.00	54.00	55.00	22.00	33.00	GoM

Outcomes	Interventions	Period	2021	2022	2023	2024	2025	2026	2027	2028	2029	2030	Source of Funding
	<b>Anticipated Inflation Factor</b>		1.00	1.03	1.04	1.05	1.06	1.07	1.08	1.09	1.1	1.1	
			<b>K</b>	<b>K</b>	<b>K</b>	<b>K</b>	<b>K</b>	<b>K</b>	<b>K</b>	<b>K</b>	<b>K</b>	<b>K</b>	
<b>Environment and Climate Change Financing</b>			<b>55.00</b>	<b>179.00</b>	<b>197.00</b>	<b>65.00</b>	<b>69.50</b>	<b>-</b>	<b>-</b>	<b>-</b>	<b>-</b>	<b>-</b>	
<b>Coordinated financing of the ENRM sector</b>	Re-establish carbon tax fund	2022-2023	-	59.00	65.00	-	-	-	-	-	-	-	GoM, DPs
	Build capacity for accessing local and international climate change financing, including the Climate Change Adaptation Fund and Green Climate Fund	2021-2023	55.00	65.00	70.00	-	-	-	-	-	-	-	GoM, DPs
	Introduce various levies, including carbon levy and payment for ecosystem services to support ENRM investments	2021-2025	-	55.00	62.00	65.00	69.50	-	-	-	-	-	GoM, DPs,

Outcomes	Interventions	Period	2021	2022	2023	2024	2025	2026	2027	2028	2029	2030	Source of Funding
	<b>Anticipated Inflation Factor</b>		1.00	1.03	1.04	1.05	1.06	1.07	1.08	1.09	1.10	1.10	
			K	K	K	K	K	K	K	K	K	K	
<b>Natural Disasters and Climate Adversities Preparedness</b>			<b>990.00</b>	<b>1061.00</b>	<b>1072.00</b>	<b>1135.00</b>	<b>1038.00</b>	<b>1049.00</b>	<b>1047.00</b>	<b>1036.00</b>	<b>1045.00</b>	<b>1034.00</b>	
	Digitize the disaster response program	2021-2030	90.00	93.00	94.00	95.00	95.00	96.00	97.00	98.00	99	99.00	GoM, DPs
	Invest in real-time modernized early warning systems (EWS) and climate information	2021-2030	600.00	618.00	624.00	630.00	636.00	642.00	648.00	654.00	66.00	66.00	GoM, DPs
	Set-up and support knowledge management (KM) network and capacity for application of sound environment science and technological monitoring	2021-2030	200.00	206.00	208.00	210.00	212.00	214.00	216.00	218.00	220.00	220.00	GoM, DPs
	Institutionalize collection, management and use of relevant disaster information	2021-2030	40.00	41.00	42.00	42.00	42.00	43.00	43.00	44.00	44.00	44.00	GoM, DPs
	Deploy enough personnel at all councils for assessment, management and reporting of disasters	2021-2030	60.00	103.00	104.00	158.00	53.00	54.00	43.00	22.00	22.00	11.00	GoM
	<b>Enabler 7 Annual Totals</b>		<b>2,550.00</b>	<b>5,366.00</b>	<b>6,290.28</b>	<b>2,656.93</b>	<b>2,208.58</b>	<b>2,117.55</b>	<b>2,271.70</b>	<b>2,411.78</b>	<b>2,575.20</b>	<b>2,625.94</b>	<b>31,073.96</b>
	<b>MIP-1 GRAND TOTALS</b>		<b>802,914.80</b>	<b>1,479,487.76</b>	<b>2,192,158.60</b>	<b>1,655,593.22</b>	<b>1,359,860.28</b>	<b>1,026,696.39</b>	<b>965,097.21</b>	<b>958,617.72</b>	<b>917,732.40</b>	<b>1,082,413.14</b>	<b>12,440,571.52</b>

**Annex 2a: MW2063/MIP-1, AU Agenda 2063, UN SDGs Commonality Profile<sup>5</sup>**

MW2063/MIP-1		AU Agenda 2063	UN SDGs	
	Pillar / Enabler	Aspiration	Goals	
1.	Agricultural Productivity Commercialization	An optimally productive and commercialized agriculture sector	1,2,3,4,5,7,12,17,18	1,2,3,4,5,8,12,13,14,15,17
2.	Industrialization	A vibrant knowledge-based economy with a strong manufacturing industry driven by productive and commercially vibrant agriculture and mining sectors	1,2,3,4,5,7,10,12,19,20	3,4,5,7,8,9,13,16,17
3.	Urbanization	World-class urban centers and tourism hubs across the country, with requisite modern socio-economic amenities	1,4,7,10,12	3,4,5,7,8,9,10,13,16
1.	Mindset Change	A united, patriotic and proud people that believe in our own abilities and are active participants in building our nation towards its development goals	1,2,3,4,5,6,8,11,12,16,17,20	3,4,5,8,9,10,11,12,13,16,17
2.	Effective Governance Systems and Institutions	Effective and efficient governance systems and institutions with strict adherence to the rule of law	4,5,9,11,12,13,14,15,17,19,20	1,8,10,14,15,16,17
3.	Enhanced Public Sector Performance	A world class high performing and professional public sector for efficient delivery of public goods and services	1,2,3,4,5,12	3,4,5,16,17
4.	Private Sector Dynamism	A dynamic and vibrant private sector that effectively delivers on the industrialized upper middle-income status within the shortest time possible	1,2,3,4,5,7,9,10,12,13,14,18,19,20	7,8,9,12,17
5.	Human Capital Development	A globally competitive and highly motivated human resource	1,2,3,4,5,17,18	1,2,4,5,6,7,8,9,10,11,16
6.	Economic Infrastructure	A globally competitive economic infrastructure that will promote domestic economic activity and spur foreign direct investments for wealth creation	1,2,4,5,10,12,19,20	3,4,7,8,9,11,13,17
7.	Environmental Sustainability	A clean, secure and sustainable environment	1,4,5,6,7	5,6,7,9,11,12,13,14,15

### AU Agenda 2063: Goals

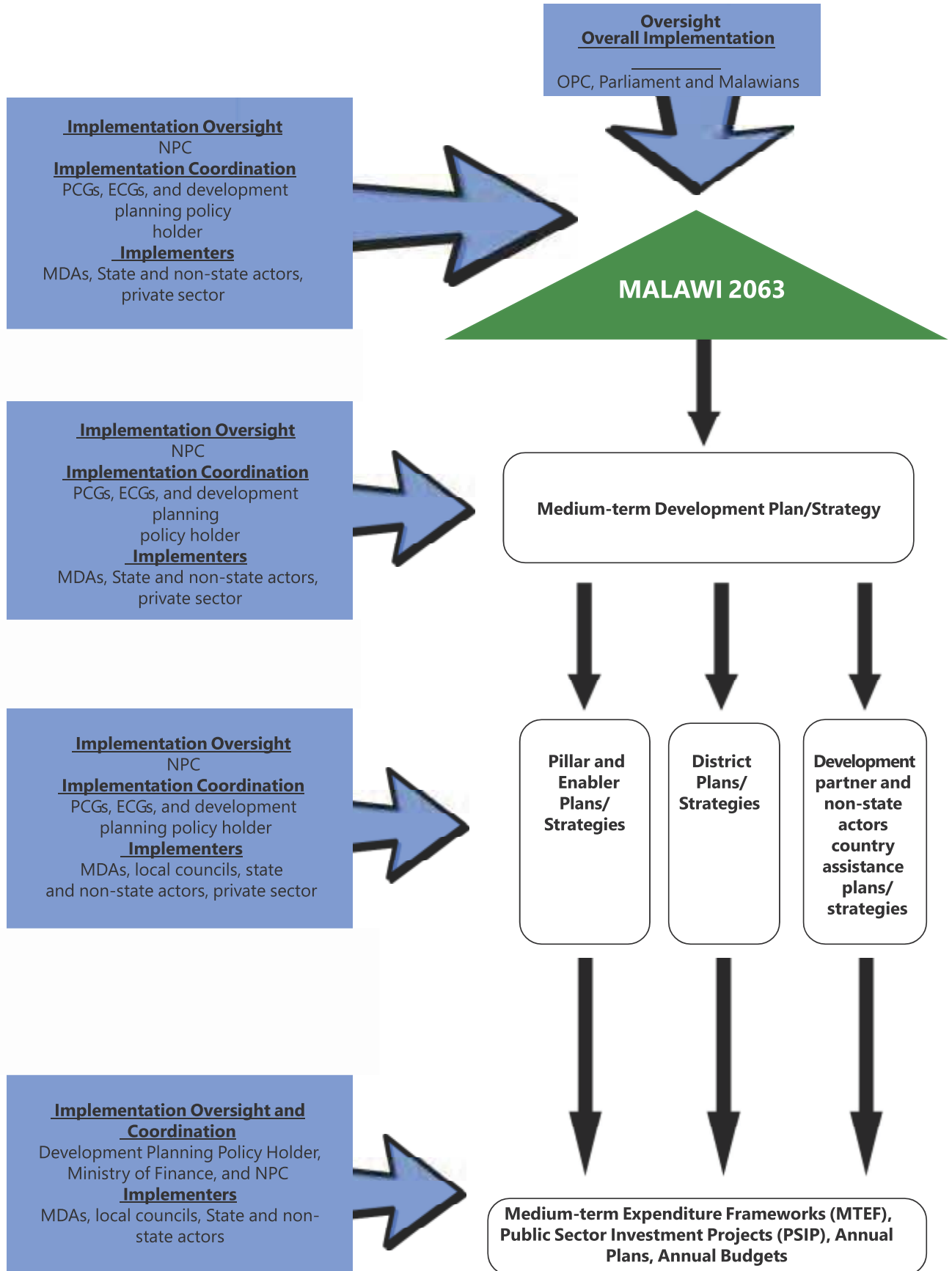
1. A high standard of living, quality of life and well-being for all citizens.
2. Well educated citizens and skills revolution underpinned by science, technology and innovation.
3. Healthy and well-nourished citizens.
4. Transformed economies.
5. Modern agriculture for increased productivity and production.
6. Blue/ocean economy for accelerated economic growth.
7. Environmentally sustainable and climate resilient economies and communities.
8. A United Africa (Federal or Confederate).
9. Continental financial and monetary institutions established and functional.
10. World class infrastructure criss-crosses Africa.
11. Democratic values, practices, universal principles of human rights, justice and the rule of law entrenched.
12. Capable institutions and transformative leadership in place.
13. Peace, security and stability is preserved.
14. A stable and peaceful Africa.
15. A fully functional and operational APSA
16. African cultural renaissance is pre-eminent.
17. Full gender equality in all spheres of life.
18. Engaged and empowered youth and children.
19. Africa as a major partner in global affairs and peaceful co-existence.
20. Africa takes full responsibility for financing her development Goals

### UN Sustainable Development Goals

1. End poverty in all its forms everywhere.
2. End hunger, achieve food security and improved nutrition and promote sustainable agriculture.
3. Ensure healthy lives and promote well-being for all at all ages.
4. Ensure inclusive and equitable quality education and promote lifelong learning opportunities for all.
5. Achieve gender equality and empower all women and girls.
6. Ensure availability and sustainable management of water and sanitation for all.
7. Ensure access to affordable, reliable, sustainable and modern energy for all.
8. Promote sustained, inclusive and sustainable economic growth, full and productive employment and decent work for all.
9. Build resilient infrastructure, promote inclusive and sustainable industrialization and foster innovation.
10. Reduce inequality within and among countries.
11. Make cities and human settlements inclusive, safe, resilient and sustainable.
12. Ensure sustainable consumption and production patterns.
13. Take urgent action to combat climate change and its impact.
14. Conserve and sustainably use the oceans, seas, marine resources for sustainable development.
15. Protect, restore and promote sustainable use of terrestrial ecosystems, sustainably manage forests, combat diversification.
16. Promote peaceful and inclusive societies for sustainable development, provide access to justice for all and build effective, accountable and inclusive institutions at all levels.
17. Strengthen the means of implementation and revitalize Global Partnerships for sustainable development.

<sup>5</sup> Goals of AU Agenda 2063 and UN SDGs are defined in Annex 2b

### Institutional Implementation Framework





#### Annex 4: Determination of the Flagship Programs and Projects

The current MIP-1 Flagship programs and projects were obtained from three main sources: the Malawi Growth and Development Strategy (MDGS) III which spans a five-year period from 2017 to 2022; the Programs and Projects from Government MDAs; and the flagships developed from the NPC's research work done under its Malawi Priorities Project which also benefitted from a consultative process with key development stakeholders and experts in the country. Three stages were engaged in this process. Stage one involved screening all projects from the MDGSIII and the MDAs based on a criterion presented in the table below.

S/N	Criteria	Explanatory notes
1	Align with MW2063	a. The project should reflect adherence to MW2063 aspirations: inclusive wealth creation and self-reliance. The objectives and activities must demonstrate strong alignment to the MW2063.
		b. The project should also identify with one or more of the Pillars and Enablers of MW63.
2	Positive economic spillover effects	a. The project should have direct positive economic effects on a specific Pillar or Enabler of MW2063.
		b. The project under one Pillar or Enabler should also have positive indirect economic effects to other Pillar(s) or Enabler(s) of MW2063. For instance, a project aligned to the Pillar of Agriculture Productivity should have economic spillover effects on the Pillar of Industrialization. The same principle or condition will apply at Enabler level.
3	High probability of sustainability beyond its initial investment outlay	a. Available financial resources should cater for completion of project implementation life span and beyond, in terms of maintenance or improvement of the project.
		b. It should also provide for technical expertise and capacity at all levels of the project implementation and beyond to sustain the project without external reliance.
4	Attract and increase private sector investments to Malawi in niche products and priority economic sectors in line with MW2063 Pillars	a. The project should have a thrust to pull internal or external private sector investors or both.
		b. It should also have high likelihood to increase /propel economic investment in the country over its life.
5	Have ready finances or high probability of being financed either domestically, internationally or both	The project should have an available or confirmed financial commitment from within, outside of the country, or both in whatever form, such as loans and grants
6	Highly inclusive and covers wider population	The project should cover as many categories or classes of the population (youth, women, person with disability, elderly people, minority groups, the ultra-poor) with a significant number of the population or households preferably across regions benefiting from it.
7	High potential for sustainable environment	a. The project should have lower negative effects on natural resources and the environment.
		b. The project should demonstrate significant capacity to replenish natural resources.

Stage two of the process involved scoring the identified projects based on three other criteria. The first criterion was *Significant wealth creation at the shortest time possible*. This entailed that a would-be flagship project must contribute significantly to the wealth creation agenda as espoused under MW2063, by having a thrust in creating wealth among people in the country, within the first 5 to 10 years of MW2063.

The second criterion was that the would-be flagship Project must have a *high-level inclusivity in the wealth creation*. This entailed that benefits of the program or project must accrue to a higher number and diverse

people in the country, such as women, people with disabilities and special needs, minority groups and to a larger extent, those classified as 'poor', as per the country's latest economic classification. The third criterion was a *cost-benefit score*, which was applied as a ratio of the relationship between the relative costs of the programs and projects against the benefits, on a scale of 0-5. A score below 1 indicated that the costs of the program or project outweigh the benefits, and so not fit as a flagship, while a score above 1 indicated the program or project was fit to be classified as a flagship.

## Annex 5: Risks and Mitigation Measures

Implementation of the MIP-1 interventions has some risks, as the environment within which development programs are designed, coordinated, implemented, financed, monitored and evaluated is complex and dynamic. The following risks are envisaged over the period of MIP-1, to be addressed by the listed mitigation measures, as presented in the Table below:

**Table A1: MIP-1 Risks and Mitigation Measures**

No.	Risk	Mitigation
1	Conflicting interests and priorities on development interventions among stakeholders	Inclusive strategic stakeholder engagement in the design, implementation, monitoring and evaluation of MIP-1 interventions and all other processes designed to actualize it
2	Financing of development interventions - The projects and programs from MIP-1 might require substantive financing using both local and international resources. Securing such within the timeframes could be uncertain and affect implementation	Government and partners will explore both traditional and innovative financing such as PPPs to ensure sufficient funding is provided for the projects within the stated timeframes
3	Sustained political will and support towards MIP-1 interventions. Although MW2063 has been insulated from political interference, securing sustained will from politicians might be difficult, especially in situations where their priorities do not align to the priorities of MIP-1.	Once the Political Parties Act is amended to ensure that political parties align their manifestos to the aspirations of MW2063 and associated strategies, the relevant governance institutions responsible for enforcing the Political Parties Act, coupled with active citizen engagement, will ensure adherence so no political party derails from the people's aspirations as defined under MW2063.
4	Volatile Economic Conditions - MIP-1 is designed and will be implemented on the assumption of a favorable regional and global economic context, which is dynamic and transient, influenced by many other factors beyond Malawi's control. This may negatively affect the execution of MIP-1 and realization of MW2063.	NPC and the Ministry responsible for economic planning and development will engage in foresight and sense-making of the volatility and transient nature of the macro-economic global and regional context.
5	Natural disasters from geophysical and environmental events that lead to disruptions of peoples' livelihoods, infrastructure and economies at large. Intense, wide-scale impacts of natural disasters could derail and halt the execution of MIP-1, and wipe out substantive gains made and achieved in the course of MIP-1.	Like the economic context, the NPC and the Ministry responsible for economic planning and its stakeholders will lead the process of foresight and sense-making of the potential effects of natural disasters on various aspects of the execution of MIP-1.
6	Readily available skills, technology and expertise in key intervention areas of MIP-1 - Well trained, technologically equipped and resourced people will be required to execute MIP-1 in various areas of development. This requires massive investments and may, therefore, affect the timing of certain key interventions of MW2063 and realization of the set goals of MIP-1.	A strategic step-by-step approach will be employed starting with what is possible and works under MIP-1, building on the success of scalable interventions that will catalyze achievement of big and transformative projects and programs. An approach of a step at a time building on quick-wins and what has been found to work best for Malawi will be followed.

Annex 6: MIP-1 Monitoring & Evaluation (M&E) Framework<sup>1</sup>

Focus Area	Outcome	Indicator	Baseline <sup>2</sup>	Annual Targets						Data Source	Responsible Institution	
				2021	2022	2023	2024	2025	2030 Cumulative <sup>3</sup>			
<b>Agriculture Productivity and Commercialization</b>												
Agriculture Diversification	Improved agricultural diversification	Share of agricultural value added from other commodities other than tobacco and maize	TBD <sup>4</sup>	TBD	TBD	TBD	TBD	TBD	TBD	APES <sup>5</sup> Report	Ministry responsible for agriculture	
		Composition of agriculture GDP by agriculture sub-sectors	TBD	TBD	TBD	TBD	TBD	TBD	TBD	APES Report	Ministry responsible for agriculture	
		Livestock	TBD	TBD	TBD	TBD	TBD	TBD	TBD	APES Report	Ministry responsible for agriculture	
		Crops	TBD	TBD	TBD	TBD	TBD	TBD	TBD	APES Report	Ministry responsible for agriculture	
		Fisheries	TBD	TBD	TBD	TBD	TBD	TBD	TBD	APES Report	Ministry responsible for agriculture	
		Forest	TBD	TBD	TBD	TBD	TBD	TBD	TBD	APES Report	Ministry responsible for agriculture	
		<b>Livestock Population (in '000,000)</b>										
		Cattle	1.89	1.97	2.05	2.13	2.22	2.3	3.0	APES Report	Ministry responsible for agriculture	
		Goat	10.03	10.7	11.5	12.3	13.1	14.0	25	APES Report	Ministry responsible for agriculture	
		Chicken	197	212.7	229.8	248.1	268	289	500	APES Report	Ministry responsible for agriculture	
		<b>SDG<sup>6</sup> 14.7.1 Sustainable fisheries as a percentage of GDP<sup>7</sup></b>	1.1	1.2	1.3	1.4	1.5	1.6	2	APES Report	Ministry responsible for agriculture	
		Crop production ('000 MT <sup>8</sup> )										
		Industrial hemp	0	0	100.00	130.00	200.00	210	250	APES Report	Ministry responsible for agriculture	
		Pulses	2332.121	2,425.41	2,570.93	2,776.60	2,943.20	300.00	1,000.00	APES Report	Ministry responsible for agriculture	
		Cereals (rice and wheat)	317.835	330.55	350.38	378.41	401.12	3,060.93	3,673.11	APES Report	Ministry responsible for agriculture	
		Tobacco	114,004.49	136,805.39	164,166.47	196,999.76	236,399.71	417.16	500.59	APES Report	Ministry responsible for agriculture	
		Maize	2,785.71	2,841.43	2,898.25	2,956.22	3,015.34	283,679.66	312,047.62	APES Report	Ministry responsible for agriculture	

<sup>1</sup> Indicators with no baseline data will be updated and populated with baseline studies to be conducted by NSO, MoEPD&PSR and NPC by 2022.

<sup>2</sup> Baseline are from 2020 figures unless specifically stated.

<sup>3</sup> 2030 targets are cumulative, i.e. 10-year totals when unit of measure is number, and final desired rate for percentages and ratios.

<sup>4</sup> To Be Determined (TBD), these indicators do not have readily available data and will be populated later.

<sup>5</sup> Agriculture Production Estimates.

<sup>6</sup> Sustainable Development Goals.

<sup>7</sup> Gross Domestic Product.

<sup>8</sup> Metric Tonnes

Focus Area	Outcome	Indicator	Baseline	Annual Targets						Data Source	Responsible Institution	
				2021	2022	2023	2024	2025	2030 Cumulative			
		Fisheries and aquaculture (MT) ('000)	174.9	176.9	178	184	192	210	250	APES Report	Ministry responsible for agriculture	
Irrigation Development	Increased Area under Irrigation	Area under irrigation (ha) by size:										
		Large schemes	56,856	58,556	60,256	61,956	63,656	65,356	73,856	APES Report	Ministry responsible for agriculture	
		Smallholder	61,987	65,987	69,987	73,987	77,987	81,987	101,987	APES Report	Ministry responsible for agriculture	
Anchor Farms	Improved Agriculture Commercialization	Number of anchor farms established:										
		Livestock	0	0	0	1	0	0	1	APES Report	Ministry responsible for agriculture	
		Horticulture	0	0	1	0	0	0	1	APES Report	Ministry responsible for agriculture	
		Fisheries	0	0	0	0	1	0	1	APES Report	Ministry responsible for agriculture	
		Number of mega- farms established/revamped	0	3	3	3	3	3	12	APES Report	Ministry responsible for agriculture	
		Share of agriculture output produced by large farms (anchor- and mega-farms)	0%	2%	3%	4%	4%	5%	15%	APES Report	Ministry responsible for agriculture	
Agriculture Inputs	Increased Access to High Quality Farm Inputs	Fertilizer usage (tonnes per hectare of land):										
		Inorganic fertilizer	0.04	0.05	0.05	0.06	0.06	0.06	0.2	APES Report	Ministry responsible for agriculture	
		Organic fertilizer	TBD	TBD	TBD	TBD	TBD	TBD	TBD	APES Report	Ministry responsible for agriculture	
		Proportion of farmers using improved inputs (seeds/breeds):										
		Crops	TBD <sup>9</sup>	40%	45%	50%	55%	60%	80%	APES Report	Ministry responsible for agriculture	
		Livestock	TBD	25%	28%	34%	38%	40%	50%	APES Report	Ministry responsible for agriculture	
		Fisheries	TBD	TBD	TBD	TBD	TBD	TBD	TBD	APES Report	Ministry responsible for agriculture	

<sup>9</sup>Though to be determined, it is estimated to be less than 40%.

Focus Area	Outcome	Indicator	Baseline	Annual Targets						Data Source	Responsible Institution
				2021	2022	2023	2024	2025	2030 Cumulative		
Agricultural Mechanization	Increased Agriculture Mechanization	Agricultural machinery usage:									
		Tractor density (tractors per 100 sq. km of arable land)	0.2	0.2	0.2	0.3	0.4	0.5	0.8	Annual Report	Ministry responsible for agriculture
		Irrigation machinery per 100 sq.km irrigated land	TBD	TBD	TBD	TBD	TBD	TBD	TBD	Annual Report	Ministry responsible for agriculture
		Average cost of hiring tractor for farm operation (US \$ per hectare)	33	33	33	31	30	28	25	APES Report	Ministry responsible for agriculture
Structured Markets	Volume of agricultural commodities sold on formal markets:	Crops (cereal and pulses)	TBD	TBD	TBD	TBD	TBD	TBD	TBD	APES Report	Ministry responsible for agriculture
		Livestock	TBD	TBD	TBD	TBD	TBD	TBD	TBD	APES Report	Ministry responsible for agriculture
		Proportion of farmers in functional cooperatives	TBD	TBD	TBD	TBD	TBD	TBD	TBD	APES Report	Ministry responsible for Trade
		Number of agro-processing, packaging and storage facilities set up for value addition	TBD	TBD	TBD	TBD	TBD	TBD	TBD	Annual report	Ministry responsible for agriculture
		Gap between farm-gate and wholesale price by strategic crops	TBD	TBD	TBD	TBD	TBD	TBD	TBD	APES Report	Ministry responsible for agriculture
		Improved Management of postharvest losses	Post-harvest loss (as proportion of total loss):								
	Pulses		TBD	TBD	TBD	TBD	TBD	TBD	TBD	APES Report	Ministry responsible for agriculture
	Cereals		12.2	12	10		6	6	5	APES Report	Ministry responsible for agriculture
	Strengthened Extension Services in Agri-Entrepreneurship	Ratio of agriculture extension worker to farmers	1:1929	1: 1929	1:1850	1:1800 8	1:1750	1:1700	1:1500	APES Report	Ministry responsible for agriculture
		Proportion of agro MSMEs (as % of total MSMEs)	23%	23%	24%	24%	25%	25%	30%	APES Report	Ministry responsible for industry

Focus Area	Outcome	Indicator	Baseline	Annual Targets						Data Source	Responsible Institution
				2021	2022	2023	2024	2025	2030 Cumulative		
<b>Agriculture Research, Innovation and Dissemination</b>	Sustainable adoption of agriculture practices and technologies	Number of best practices and new technologies successfully adopted:									
		Crops		8	6	4	4	4	40	Annual Report	Ministry responsible for agriculture
		Livestock		2	3	3	3	3	20	Annual Report	Ministry responsible for agriculture
		Fisheries		1	1	1	1	1	10	Annual Report	Ministry responsible for agriculture
		<b>SDG 2.4.1:</b> Proportion of agricultural area under productive and sustainable agriculture	TBD	TBD	TBD	TBD	TBD	TBD	TBD	TBD	Annual Report
<b>Industrialization</b>											
<b>Industrializing Mining</b>	Increased Investment in Mining	Percentage contribution of extractive industries to GDP	0.70%	1.00%	1.50%	2.50%	3.50%	5%	10.00%	MWEITI <sup>10</sup>	Ministry responsible for mining
		Percentage contribution of extractive industries to employment	0.20%	0.20%	0.25%	0.50%	1.25%	2.25%	4.00%	MWEITI	Ministry responsible for mining
		Number of new large-scale mining companies	0	0	1	1	1	1	8	MWEITI	Ministry responsible for mining
	Improved Transparency and Management of the Sector	Percentage contribution of mining to domestic revenue	1.1% (2017)	1.20%	1.30%	1.60%	2.50%	4.50%	10%	MWEITI	Ministry responsible for mining

<sup>10</sup>Malawi Extractive Industries Transparency Initiative

Focus Area	Outcome	Indicator	Baseline	Annual Targets						Data Source	Responsible Institution
				2021	2022	2023	2024	2025	2030 Cumulative		
	Expanded International Markets for the Country's Strategic Products	Export value by key products (Total; US\$ '000,000):									
		Total	TBD	TBD	TBD	TBD	TBD	TBD	TBD	Annual Report	NSO
		Agriculture	TBD	TBD	TBD	TBD	TBD	TBD	TBD	Annual Report	NSO
		Service (excluding tourism)	TBD	TBD	TBD	TBD	TBD	TBD	TBD	Annual Report	NSO
		Tourism	TBD	TBD	TBD	TBD	TBD	TBD	TBD	Annual Report	NSO
		Manufacturing	TBD	TBD	TBD	TBD	TBD	TBD	TBD	Annual Report	NSO
	Mining	TBD	TBD	TBD	TBD	TBD	TBD	TBD	Annual Report	NSO	
	Increased Youth Employment	Youth employment as proportion of total employment):									
		Agriculture	TBD	TBD	TBD	TBD	TBD	TBD	TBD	Annual Report	Ministry responsible for labour
		Service (excluding tourism)	TBD	TBD	TBD	TBD	TBD	TBD	TBD	Annual Report	Ministry responsible for labour
		Tourism	TBD	TBD	TBD	TBD	TBD	TBD	TBD	Annual Report	Ministry responsible for tourism
		Manufacturing	TBD	TBD	TBD	TBD	TBD	TBD	TBD	Annual Report	Ministry responsible for labour
		Mining	TBD]	TBD]	TBD]	TBD]	TBD]	TBD]	TBD]	Annual Report	Ministry responsible for labour
	Improved Efficiency in Accessing Information and Services	Average time taken to open a business by investors:									
		Domestic	TBD	TBD	TBD	TBD	TBD	TBD	TBD	Annual Report	Ministry responsible for trade
		Foreign	TBD	TBD	TBD	TBD	TBD	TBD	TBD	Annual Report	Ministry responsible for trade



Focus Area	Outcome	Indicator	Baseline	Annual Targets						2030 Cumulative	Data Source	Responsible Institution
				2021	2022	2023	2024	2025	2026			
<b>Diversification and Value Addition in Export Products and Competitiveness</b>	Increased value addition in mining	Percentage contribution of extractive industries to exports	1.70% (2017)	1.90%	2.70%	3.40%	5.70%	7.70%	12.70%	Revenue reports	Ministry responsible for mining	
		Proportion of processed mining products exports as percentage of total mining exports by										
		Volume (mt)	TBD	TBD	TBD	TBD	TBD	TBD	TBD	Annual Report	Ministry responsible for mining	
		Value (US\$) <sup>12</sup>	TBD	TBD	TBD	TBD	TBD	TBD	TBD	Annual Report	Ministry responsible for mining	
	Improved investment facilitation to enhance exports and import substitution	Number of anchor firms established	0	0	0	1	1	1	8	Annual Report	Ministry responsible for industry	
		Trade balance (US\$ '000,000)	-1,612	-1,635	-2,297	-2,140	-1,900	-789	-400	Annual Report	RBM	
	Increased participation of MSMEs in value addition activities	Share of manufacturing to GDP	12.2%	12.2%	12.3%	12.4%	12.4%	12.5%	12.6%	Annual Report	Ministry responsible for EP&D	
		<b>SDG 9.3.1</b> Proportion of MSMEs manufacturing in total industry value added	0.1%	0.1%	3%	5%	7%	9%	11%	FINSCOPE MSME Survey	Ministry responsible for industry	

Focus Area	Outcome	Indicator	Baseline	Annual Targets						2030 Cumulative	Data Source	Responsible Institution
				2021	2022	2023	2024	2025	2030			
<b>Creation of Special Economic Zones and Export Processing Zones</b>	Functional Special Economic Zones	Number of secondary cities developed	0	Commenced <sup>16</sup>	Ongoing <sup>17</sup>	Ongoing	Ongoing	Ongoing	Ongoing	3	Annual Report	Ministry responsible for trade
<b>Research, Science, Technology and Innovation</b>	Increased innovations in industrialization	Research and development allocation as a proportion of national budget	TBD	TBD	TBD	TBD	TBD	TBD	TBD	TBD	Budget reports	Ministry responsible for finance
		<b>SDG 9.b.1</b> Contribution of medium-tech industries to total industry value added	0%	1%	1%	2%	3%	4%	4%	7.5%	National Accounts	Ministry responsible for economic planning and development
<b>Urbanization</b>												
<b>Development of Secondary Cities</b>	Increased urbanization	Number of secondary cities developed	0	0	0	0	0	0	1	3	Annual Reports	Ministry responsible for local government
		Share of urban population in secondary cities	0	0	0	0	0	0	5%	15%	Annual Reports	Ministry responsible for local government
<b>Infrastructure Development Planning and Investment in Cities and Towns</b>	Enhanced planned urban development	<b>SDG 1.4.1</b> Proportion of population living in households with access to basic services	TBD	TBD	TBD	TBD	TBD	TBD	TBD	TBD	Annual Reports	Ministry responsible for local government
		Proportion of newly developed land in line with master plan	0	TBD	TBD	TBD	TBD	TBD	TBD	TBD	Annual Reports	Ministry responsible for local government
<b>Sustainable Municipal Self-Financing Mechanism</b>	Improved revenue collection	Percentage of own source revenue to the total annual budget:										
		District Councils	10%	15%	20%	30%	40%	50%	70%	70%	LGFC Reports	Ministry responsible for local government
		Municipal/town councils	40%	40%	45%	50%	55%	60%	70%	70%	LGFC Reports	Ministry responsible for local government
		Secondary cities	0%	-	-	-	-	15%	35%	35%	LGFC Reports	Ministry responsible for local government
		Major cities	70%	75%	80%	85%	88%	90%	95%	95%	LGFC Reports	Ministry responsible for local government
		Proportion of councils with diverse income sources (no single source contributing to over 50%)	40%	50%	55%	60%	65%	68%	75%	75%	LGFC Reports	Ministry responsible for local government

Focus Area	Outcome	Indicator	Baseline	Annual Targets						Data Source	Responsible Institution
				2021	2022	2023	2024	2025	2030 Cumulative		
Tourism Development	Improved tourism infrastructure	Number of new tourism facilities constructed/ rehabilitated	0	0	0	1	1	1	7	National Budget	Ministry responsible for tourism
	Increased visibility and market for tourism and cultural products and services	Number of international tourism arrivals	840,000	850,000	870,000	900,000	950,000	1,000,000	2,000,000	Annual Tourism Report	Ministry responsible for tourism
		Direct tourism as share of GDP	6.7%	7%	7%	8%	9%	10%	11%	Annual Economic Report	Ministry responsible for tourism
		Amount of revenue generated from tourism taxes and levies (million kwacha)	150	850	1,000	1,100	1,300	1,500	2,000	Annual Economic Report	Ministry responsible for tourism
		Direct tourism employment share of total employment	6.8%	7%	7%	8%	9%	10%	15%	Annual Economic Report	Ministry responsible for tourism
		Share of creative arts and heritage industry to GDP	TBD	TBD	TBD	TBD	TBD	TBD	TBD	Annual Economic Report	Ministry responsible for tourism
	Accelerated growth of the creative industries and heritage sub-sectors	Creative arts and heritage industry contribution to total employment	TBD	TBD	TBD	TBD	TBD	TBD	TBD	Annual Economic Report	Ministry responsible for tourism
<b>Effective Governance Systems and Institutions</b>											
Citizen Engagement, Participation, and Fair Conduct of Elections	Increased citizen engagement in development	Proportion of functional local development structures (such as DECAs)	TBD	TBD	TBD	TBD	TBD	TBD	TBD	Annual Reports	Ministry responsible for local government
	Improved electoral service delivery	Voter turnout rate	65%	-	-	-	-	80%	80%	Election Report	MEC
		<b>Agenda 2063:</b> Percentage of people who believe that the elections are free, fair and transparent	41%	-	-	-	-	65%	75%	Survey Reports	MEC
		Percentage of electoral complaints successfully resolved by MEC	TBD	-	-	-	-	100%	100%	Election Reports	MEC
		Percentage of post-general election cases filed in courts upholding the initial determination	TBD	-	-	-	-	100%	100%	Annual Reports	Judiciary

Focus Area	Outcome	Indicator	Baseline	Annual Targets						Data Source	Responsible Institution
				2021	2022	2023	2024	2025	2030 Cumulative		
Rule of Law	Improved adherence to the rule of law	Average time taken to prosecute cases by type									
		Total	TBD	TBD	TBD	TBD	TBD	TBD	TBD	Annual Reports	Judiciary
		Corruption	TBD	TBD	TBD	TBD	TBD	TBD	TBD	Annual Reports	Judiciary
		Gender-based violence	TBD	TBD	TBD	TBD	TBD	TBD	TBD	Annual Reports	Judiciary
		<b>SDG 16.3.2</b> Unsentenced detainees as a proportion of overall prison population	22%	21%	19%	18%	16%	14%	13%	Annual Report	Ministry responsible for homeland security
		Number of death in police custody as a result of police actions	TBD	0	0	0	0	0	0	Annual Reports	Ministry responsible for homeland security
Sustainable Long-Term Orientation	Improved adherence to the rule of law	Proportion of MDAs, CSOs and development partners who have their development plans/ strategies aligned to MW2063	TBD	TBD	TBD	TBD	TBD	TBD	100%	Annual Reports	Ministry responsible for economic planning and development
		Proportion of sectors with strategic plans	TBD	TBD	TBD	TBD	TBD	TBD	100%	Annual Reports	Ministry responsible for economic planning and development
		Share of development budget to total national budget expenditure	TBD	25%	25%	25%	25%	25%	25%	Budget Report	Ministry Responsible for finance
	Increased domestic resource mobilization	Revenue as percentage of total budget	TBD	TBD	TBD	TBD	TBD	TBD	TBD	Budget Report	Ministry Responsible for finance

Focus Area	Outcome	Indicator	Baseline	Annual Targets						Data Source	Responsible Institution
				2021	2022	2023	2024	2025	2030 Cumulative		
Openness and Transparency	Increased Accountability and Transparency in Public Service Delivery	Average time to access key services (in working days):									
		Passport	10	10	10	10	10	10	10	Annual Reports	Ministry responsible for home land security
		Business permit	5	5	5	5	5	5	5	Annual Reports	Ministry responsible for trade/ Ministry responsible for local government
		Water	42	40	36	32	20	20	20	Annual Reports	Ministry responsible for statutory corporations
		Electricity	215	210	200	190	180	170	120	Annual Reports	Ministry responsible for statutory corporations
		Proportion of MDAs and District Councils audited in the past 12 months	TBD	TBD	TBD	TBD	TBD	TBD	TBD	Annual Reports	NAO
		<b>Agenda 2063:</b> Percentage of the population that believe that they are empowered and are holding their leaders accountable	TBD	TBD	TBD	TBD	TBD	TBD	TBD	Perception Survey	Ministry responsible for good governance
		<b>SDG 16.6.1</b> Primary government expenditure as a proportion of approved budget by sector or budget goals (by Pillar and Enablers of MW2063)	TBD	TBD	TBD	TBD	TBD	TBD	TBD	Annual Reports	Ministry Responsible for finance

Focus Area	Outcome	Indicator	Baseline	Annual Targets						Data Source	Responsible Institution	
				2021	2022	2023	2024	2025	2030 Cumulative			
Sound Financial and Economic Management	Reduced national debt	Debt to GDP ratio	62% (2019)	61%	60%	59%	58%	57%	56%	Annual Report	Ministry responsible for finance	
	Zero corruption in procurement	Proportion of procurement related cases (as % corruption cases)	TBD	TBD	TBD	TBD	TBD	TBD	TBD	Annual Reports	Judiciary	
	Improved long-term development financing for national development projects	Funding source none other than Development Partners and Government as % of total funding to development budget	TBD	TBD	TBD	TBD	TBD	TBD	TBD	TBD	Annual Report	Ministry responsible for finance
Human Rights and Cultural Diversity (Social Cohesion)	Inclusive development planning processes	Number of human rights violation cases	TBD	TBD	TBD	TBD	TBD	TBD	TBD	Annual Reports	Ministry responsible for good governance	
		Proportion of population subjected to psychological, sexual violence in the previous 12 months:										
		Total	TBD	TBD	TBD	TBD	TBD	TBD	TBD	DHS	Ministry responsible for homelandaffairs and internal security	
		Women	14% (2016)	TBD	TBD	TBD	TBD	TBD	TBD	DHS	Ministry responsible for homelandaffairs and internal security	
		Men	TBD	TBD	TBD	TBD	TBD	TBD	TBD	DHS	Ministry responsible for homelandaffairs and internal security	
Sustainable Peace and Security	Improved national safety and security services	Crime rate	TBD	TBD	TBD	TBD	TBD	TBD	TBD	Annual Report	Ministry responsible for homelandaffairs and internal security	
		Number of new security houses constructed	0	TBD	TBD	TBD	TBD	TBD	TBD	Annual Report	Ministry responsible for homelandaffairs and internal security	
		Police/population ratio	1/1221	1/1200	1/1150	1/1120	1/1100	1/1050	1/1000	1/800	Ministry responsible for homelandaffairs and internal security	

Interventions	Outcome	Indicator	Baseline	Annual Targets						Data Source	Responsible Institution
				2021	2022	2023	2024	2025	2030 Cumulative		
<b>Effective Public Sector Performance</b>											
<b>Public Sector Reforms</b>	Enhanced public sector performance	Percentage of MDAs using performance Contract agreements with officers	TBD	TBD	TBD	TBD	TBD	TBD	TBD	Annual report	DHRMD <sup>12</sup>
		Number of complaints against public institutions:									
		Corruption	347	400	450	500	600	540	400	Annual report	ACB
		Maladministration	1142	1400	1600	1850	1600	1450	1350	Annual report	Ombudsman
		Human rights	520	550	600	700	650	550	400	Annual report	Malawi Human Rights Commission
<b>Public Service Delivery</b>	Improved service delivery	Proportion of the population satisfied with their last experience of public services	TBD	TBD	TBD	TBD	TBD	TBD	TBD	Welfare Monitoring Survey	Ministry responsible for good governance
		Percentage of State-Owned Enterprise declaring profits	TBD	TBD	TBD	TBD	TBD	TBD	TBD	Annual Report	Ministry responsible for finance
	Harmonized national identification systems	Number of processes/ operations that have been digitized	9 <sup>26</sup>	0	0	2 <sup>27</sup>	1 <sup>28</sup>	1	9	Annual Progress Report	Ministry responsible for e-government
		Number of systems interfacing through the Malawi enterprise architecture and interoperability framework	0	0	1	1	1	1	9	Digital Malawi Project Performance Report	Ministry responsible for e-government

<sup>12</sup> Department of Human Resource Management and Development

Focus Area	Outcome	Indicator	Baseline	Annual Targets						2030 Cumulative	Data Source	Responsible Institution
				2021	2022	2023	2024	2025	2030			
	Improved performance of public servants	Percentage of MDAs using performance contract agreements with officers	TBD	TBD	TBD	TBD	TBD	TBD	TBD	TBD	Annual Report	DHRMD
	Improved decentralized public system for effective service delivery	Percentage of key public services fully decentralized	TBD	TBD	TBD	TBD	TBD	TBD	TBD	100%	Annual Report	Ministry responsible for reforms
Ethical Conduct	Trustworthy and responsible public servants	<b>SDG.16.5.1</b> Proportion of persons who had at least one contact with a public official and who paid a bribe to a public official, or were asked for a bribe by those public officials, during the previous 12 months	TBD	TBD	TBD	TBD	TBD	TBD	TBD	TBD	Welfare Monitoring Survey/ Governance & Corruption Survey	Ministry responsible for good governance (ACB)
		<b>SDG.16.5.2</b> Proportion of businesses that had at least one contact with a public official and that paid a bribe to a public official, or were asked for a bribe by those public officials during the previous 12 months	TBD	TBD	TBD	TBD	TBD	TBD	TBD	TBD	Peace and Security Report/ Welfare Monitoring Survey/ Governance & Corruption Survey	Ministry responsible for good governance (ACB)
		Proportion of institutions perceived as honest and of integrity	66%	66%	67%	68%	69%	70%	75%	Governance & Corruption Survey	Ministry responsible for good governance (ACB)	
<b>Private Sector Dynamism</b>												
Creation of Enabling Business Environment	Stable macroeconomic environment	Inflation (annual average)	8.6%	Below 10%	Below 10%	Below 10%	Below 10%	Below 10%	Below 10%	Below 10%	Annual Report	RBM
		Exchange rate K/\$; middle rate; end period)	749.53	Stable	Stable	Stable	Stable	Stable	Stable	Stable	Annual Report	RBM
		Policy rate	12.00%	12	12	12	10	10	8	Annual Report	RBM	
		Import cover (months of imports)	2.7	3	3	3	4	5	6	Annual Report	RBM	



Focus Area	Outcome	Indicator	Baseline	Annual Targets						Data Source	Responsible Institution
				2021	2022	2023	2024	2025	2030 Cummulative		
MSME Development	Structured and resourced MSME sector	<b>SDG 9.3.1</b> Proportion of small-scale industries in total industry value added	2%	3%	5%	7%	9%	11%	15%	National Economic Reports	Ministry responsible for industry
	Improved access to finance for businesses and entrepreneurship	Domestic credit to private sector (% of GDP)	10.5% (2016)	11.0%	13.5%	16.5%	18%	20%	27.8%	Annual Report	RBM
		MSME employment contribution (micro & small) to total employment	24%	26%	27%	29%	31%	33%	37%	National Economic Reports, MSME survey	FINSCOPE Malawi
	Improved quality of Malawian products	MSME access to credit (as percentage of total credit to private sector)	2%	4%	5%	6%	7%	9%	15%	National Economic Reports	FINSCOPE Malawi
		Export growth	-37.7%	-36%	-35%	-34%	-33%	-32%	-25%	National Economic Reports	EDF
Anchor Firms Development	Vibrant economic sectors	Number of anchor firms developed in:									
		Steel industry	0	TBD	TBD	TBD	TBD	TBD	TBD	Annual Report	Ministry responsible for industry
		Pharmaceutical industry	0	TBD	TBD	TBD	TBD	TBD	TBD	Annual Report	Ministry responsible for industry
		Industry value added	0	TBD	TBD	TBD	TBD	TBD	TBD	Annual Report	Ministry responsible for industry
		Steel industry	0	TBD	TBD	TBD	TBD	TBD	TBD	Annual Report	Ministry responsible for industry
		Pharmaceutical industry	0	TBD	TBD	TBD	TBD	TBD	TBD	Annual Report	Ministry responsible for industry

Focus Area	Outcome	Indicator	Baseline	Annual Targets						Data Source	Responsible Institution
				2021	2022	2023	2024	2025	2030 Cumulative		
<b>Human Capital Development</b>											
Education and skills development	Equitable access to quality ECD	<b>SDG 4.2.2</b> Participation rate in organized learning (one year before the official primary entry age), by sex ( <b>National:</b> Participation rate in organized learning one year before the official primary entry by sex )	35.6%	52%	56%	60%	65%	70%	100%	EMIS <sup>13</sup>	Ministry responsible for education
	Improved access to education	Net enrolment rate (primary and secondary by sex):									
		Primary Total	90%-	91%	92%	92%	93%	94%	97%	EMIS	Ministry responsible for education
		Male	87%	88%	89%	90%	91%	92%	100%	EMIS	Ministry responsible for education
		Female	92%	92%	93%	94%	94%	95%	100%	EMIS	Ministry responsible for education
		Secondary Total	15.5%	17.5%	20%	24%	27%	30%	50%	EMIS	Ministry responsible for education
		Male	15.7%	17.5%	20%	24%	27%	30%	50%	EMIS	Ministry responsible for Education
		Female	15.5%	17.5%	20%	24%	27%	30%	50%	EMIS	Ministry responsible for education
		Transition rate from primary to secondary schools (by sex):	Total	37.6%	39%	44%	47%	51%	56%	76%	EMIS
	Boys		37.3%	39%	43%	47%	51%	56%	76%	EMIS	Ministry responsible for education
	Girls		37.8%	40%	44%	47%	51%	56%	76%	EMIS	Ministry responsible for education

<sup>13</sup> Education Management Information System

Focus Area	Outcome	Indicator	Baseline	Annual Targets						Data Source	Responsible Institution
				2021	2022	2023	2024	2025	2030 Cumulative		
	Improved access to education	<b>SDG 4.5.1</b> Gender Parity Index for primary and secondary education:									
		Primary	1.01	1.01	1.009	1.005	1	1	1	EMIS	Ministry responsible for education
		Secondary	0.94	0.96	0.97	0.98	1	1	1	EMIS	Ministry responsible for education
		Tertiary education enrolment capacity (school type)	30,970	32,000	33,000	34,000	35,000	36,000	40,000	HEMIS	National Council for Higher Education (NCHE)
	Adequate and appropriate infrastructure for all learners and teachers	Proportion of schools with minimum essential package (primary and secondary):									
		Primary	TBD	TBD	TBD	TBD	TBD	TBD	TBD	EMIS	Ministry responsible for education
		Secondary	TBD	TBD	TBD	TBD	TBD	TBD	TBD	EMIS	Ministry responsible for education
	Enhanced Special Needs Education	Proportion of SNE students:									
		Primary Total	3.4%	3.45%	3.5%	3.6%	3.7%	3.75%	4%	EMIS	Ministry responsible for education
		Boys	TBD	TBD	TBD	TBD	TBD	TBD	TBD	EMIS	Ministry responsible for education
		Girls	TBD	TBD	TBD	TBD	TBD	TBD	TBD	EMIS	Ministry responsible for education
		Secondary Total	2.3%	2.4%	2.45%	2.5%	2.6%	2.8%	3.0%	EMIS	Ministry responsible for education
		Boys	TBD	TBD	TBD	TBD	TBD	TBD	TBD	EMIS	Ministry responsible for education
		Girls	TBD	TBD	TBD	TBD	TBD	TBD	TBD	EMIS	Ministry responsible for education
	Improved literacy levels	Literacy levels:	68.6%	69%	70%	71%	72%	73%	81%	EMIS	Ministry responsible for education
Men		71.6%	72%	73%	74%	75%	76%	85%	EMIS	Ministry responsible for education	
Women		65.9%	66%	67%	68%	69%	70%	76%	EMIS	Ministry responsible for education	

Focus Area	Outcome	Indicator	Baseline	Annual Targets						Data Source	Responsible Institution
				2021	2022	2023	2024	2025	2030 Cumulative		
	Improved quality of education	Completion rates (primary and secondary) <sup>14</sup>									
		Primary total	51.2%	52%	53%	54%	55%	56%	60%	EMIS	Ministry responsible for education
		Boys	52.1%	53%	54%	55%	56%	57%	61%	EMIS	Ministry responsible for education
		Girls	50.5%	51%	52%	53%	54%	55%	59%	EMIS	Ministry responsible for education
		Secondary total	19%	20%	21%	22%	23%	24%	28%	EMIS	Ministry responsible for education
		Boys	21%	22%	23%	24%	25%	26%	30%	EMIS	Ministry responsible for education
		Girls	17%	18%	19%	20%	21%	22%	26%	EMIS	Ministry responsible for education
		Pupil qualified Teacher Ratio (SqTR)-									
		Primary-Urban	61.6%	61.0%	60.5%	60.2%	60%	60%	60%	EMIS	Ministry responsible for education
		Primary Rural	68%	67%	66%	66%	65%	65%	60%	EMIS	Ministry responsible for education
		Secondary	42.6%	42.4%	42.1%	41.8%	41.4%	41%	40%	EMIS	Ministry responsible for education
		Private	54.4%	55%	56%	57%	58%	59%	65%	EMIS	Ministry responsible for education
		Public	40.5	41%	42%	43%	44%	45%	50%	EMIS	Ministry responsible for education
	Secondary - rural	TBD	TBD	TBD	TBD	TBD	TBD	TBD	EMIS	Ministry responsible for education	

Completion rate within an academic calendar year

Focus Area	Outcome	Indicator	Baseline	Annual Targets						Data Source	Responsible Institution
				2021	2022	2023	2024	2025	2030 Cumulative		
		Secondary-urban	TBD	TBD	TBD	TBD	TBD	TBD	TBD	EMIS	Ministry responsible for education
	Enhanced entrepreneurship skills relevant for the job market	Number of TEVET graduates	10500	11,000	11,500	12,000	12,500	13,000	15,000	EMIS	Ministry responsible for education
		TEVET Learner-Teacher Ratio	TBD	TBD	TBD	TBD	TBD	TBD	TBD	EMIS	Ministry responsible for education
		Number of patents in STIs granted	TBD	TBD	TBD	TBD	TBD	TBD	TBD	Annual Report	Ministry responsible for STI
Health and Nutrition	Improved nutrition for the under-five children	<b>SDG 2.2.1</b> Prevalence of stunting among children aged 0-59 months									
		National	37%	36%	35%	34%	33%	32%	25%	MDHS	Ministry responsible for nutrition
		Rural	39%	38%	37%	36%	35%	34%	29%	MDHS	Ministry responsible for nutrition
		Urban	25%	24%	23%	22%	21%	20%	15%	MDHS	Ministry responsible for nutrition
		Prevalence of underweight	11.7% (2016)	8%	7%	6%	5%	4%	0%	MDHS	Ministry responsible for nutrition
		Prevalence wasting	3% (2016)	2.6%	2.2%	1.8%	1.4%	1.0%	0%	MDHS	Ministry responsible for nutrition
		Prevalence of overweight	5 % (2016)	5%	5%	5%	5%	4.5%	4%	MDHS	Ministry responsible for nutrition
	Reduced transmission of infectious diseases	<b>SDG 3.2.2</b> Infant mortality rate (per 1000 live births)	42 (2016)	38	35	32	28	25	12	MDHS	Ministry responsible for health
		<b>SDG 3.1.1</b> Maternal mortality rate per 100,000 live births	439 (2016)	400	350	300	250	200	70	MDHS	Ministry responsible for health

Focus Area	Outcome	Indicator	Baseline	Annual Targets						Data Source	Responsible Institution
				2021	2022	2023	2024	2025	2030 Cumulative		
		<b>SDG 3.2.1</b> Under five mortality rate	63	59	55	51	47	43	25	MDHS	Ministry responsible for health
		Prevalence rates of major diseases									Ministry responsible for health
		HIV/AIDS (15-49 years)	8.8% (15-49Years)	7.74	7.4	7.05	6.70	6.36	4.80	DHIS	Ministry responsible for health
		Malaria (per 1000)	380 (2014)	350	320	190	160	130	70	Malaria Indicator Survey	Ministry responsible for health
		TB (per 100,000)	121	115	110	105	100	95	60	DHIS	Ministry responsible for health
		<b>SDG 3.3.1</b> Number of new HIV infections per 1,000 uninfected population, by sex, age and key populations:									
		Male	1,897	1,201	1,158	1,078	999	924	663	DHIS	Ministry responsible for health
		Female	1,851	1,174	1,131	1,051	972	899	644	DHIS	Ministry responsible for health
		<b>SDG 3.3.3</b> Death rates from major diseases:									
		HIV	8,510	5,632	5,405	5,430	5,348	5,150	4,276	DHIS	Ministry responsible for health
		Malaria (per 1,000)	TBD	TBD	TBD	TBD	TBD	TBD	TBD	TBD	Ministry responsible for health
		Tuberculosis (per 100,000)	TBD	TBD	TBD	TBD	TBD	TBD	TBD	TBD	Ministry responsible for health

Focus Area	Outcome	Indicator	Baseline	Annual Targets						Data Source	Responsible Institution	
				2021	2022	2023	2024	2025	2030 Cummulative			
	Reduced incidents of NCDs	Prevalence of major NCDs (cancer, diabetes and BP):										
		Cancer	TBD	TBD	TBD	TBD	TBD	TBD	TBD	TBD	Ministry responsible for health	
		Diabetes	TBD	TBD	TBD	TBD	TBD	TBD	TBD	TBD	Ministry responsible for health	
		Blood Pressure	TBD	TBD	TBD	TBD	TBD	TBD	TBD	TBD	Ministry responsible for health	
	Improved health infrastructure	Health service infrastructure rate (total # of health facilities per 10,000 population)	TBD	TBD	TBD	TBD	TBD	TBD	TBD	TBD	TBD	Ministry responsible for health
		<b>SDG 3.1.2</b> Proportion births attended by skilled health personnel	89% (2016)	90%	91%	92%	93%	95%	100%		DHS	Ministry responsible for health
		<b>SDG 3.c.1</b> Health worker density and distribution (per 10,000 people):										
		Doctor	358	400	450	500	550	600	804		IHRIS	Ministry responsible for health
		Nurses/Midwives	5,979	6,300	6,600	7,000	7,500	8,000	10,000		IHRIS	Ministry responsible for health
		Clinical Officers	1425	1465	1505	1545	1600	1640	1831		IHRIS	Ministry responsible for health
		Medical Assistants	1315	1345	1375	1405	1435	1470	1630		IHRIS	Ministry responsible for health
	Efficient drug supply chain	Stock availability of a basket of essential medicines in public facilities (%) by facility type	20%	25%	30%	35%	40%	45%	70%		National Pharmaceutical Annual Report	Ministry responsible for health
	Improved health financing	Proportion of health budget financed domestically	TBD	TBD	TBD	TBD	TBD	TBD	TBD	TBD	Annual Report	Ministry responsible for finance
	Improved Access to Mental Health Services	Prevalence of mental illness	TBD	TBD	TBD	TBD	TBD	TBD	TBD	TBD	Annual Report	Ministry responsible for health

Focus Area	Outcome	Indicator	Baseline	Annual Targets						2030 Cumulative	Data Source	Responsible Institution
				2021	2022	2023	2024	2025	2030			
Managing Population Growth	Manageable population growth	Total fertility rate:										
		National	4.4 (2016)	4.3	4.2	4.1	4	4	3.4	DHS	Ministry responsible for health	
		Rural	4.8 (2016)	4.7	4.6	4.5	4.4	4.3	3.8	DHS	Ministry responsible for health	
		Urban	3 (2016)	2.9	2.8	2.7	2.6	2.5	2	DHS	Ministry responsible for health	
		<b>SDG 3.7.1</b> Proportion of women of reproductive age (aged 15-49 years) who have their need for family planning satisfied with modern methods	62% (2016)	67%	73%	78%	83%	87%	100%	DHS	Ministry responsible for health	
		Adolescent birth rate (aged 15-19 years) per 1,000 women in that age group	136	130	125	120	115	110	75	DHS	Ministry responsible for health	
Water, Sanitation and Hygiene (WASH)	Improved access to safe and sustainable drinking water supply in rural areas	<b>SDG 6.1.1</b> Proportion of population using safely managed drinking water services:										
		Total	87% (2016)	90	92%	94%	96%	95%	100	DHS	Ministry responsible for health	
		Rural	85 % (2016)	87%	91%	93%	95%	96%	100	DHS	Ministry responsible for health	
		Urban	98% (2016)	98%	98%	99%	99%	100%	100	DHS	Ministry responsible for health	



Focus Area	Outcome	Indicator	Baseline	Annual Targets						Data Source	Responsible Institution
				2021	2022	2023	2024	2025	2030 Cummulative		
	Expanded access to improved sanitation and hygiene at household level and in public places	<b>SDG 6.1.2</b> Proportion of population using safely managed sanitation services, including a handwashing facility with soap and water (National: Proportion of population using improved sanitation services):									
		Total	52% (2016)	53%	54%	55%	56%	57%	65%	DHS	Ministry responsible for health
		Rural	45% (2016)	46%	47%	48%	49%	50%	60%	DHS	Ministry responsible for health
		Urban	53% (2016)	54%	55%	56%	57%	58%	65%	DHS	Ministry responsible for health
		Percentage of population reporting practicing open defecation:									
		Total	6% (2016)	5.50%	5%	4.50%	4%	3.50%	0%	DHS	Ministry responsible for health
		Rural	7% (2016)	7%	6.50%	6%	5.50%	5%	0%	DHS	Ministry responsible for health
		Urban	1% (2016)	1%	0%	0%	0%	0%	0%	DHS	Ministry responsible for health
Sports and Creative Arts	Enhanced diversity of sports and creative arts	Share of sport and creative art to GDP	TBD	TBD	TBD	TBD	TBD	TBD	TBD	Annual Report	Ministry responsible for economic planning and development
	Inclusive sports and creative arts	Proportion of sport disciplines with national competitions	TBD	TBD	TBD	TBD	TBD	TBD	TBD	Annual Report	Ministry responsible for sports
	Development improved sports infrastructure	Number of national sports competitions for people with disabilities	TBD	TBD	TBD	TBD	TBD	TBD	TBD	Annual Report Annual Report	Ministry responsible for sports
		Percentage of schools with minimum sports infrastructure package	TBD	TBD	TBD	TBD	TBD	TBD	TBD		Ministry responsible for education

Focus Area	Outcome	Indicator	Baseline	Annual Targets						Data Source	Responsible Institution
				2021	2022	2023	2024	2025	2030 Cumulative		
Gender Equality	Improved gender equality	<b>SDG 5.1.1</b> Proportion of seats held in national parliaments and local governments held by:									
		Parliament- youth	4% (8)	-	-	-	-	50%	50%	National Youth Council	National Youth Council or Ministry responsible for youth
		Parliament -women	23%	-	-	-	-	50%	50%	MEC Reports	Ministry responsible for gender
		Local council - youth	9% (42)	-	-	-	-	50%	50%	MEC Reports	National Youth Council or Ministry responsible for youth
		Local council -women	15% (67)	-	-	-	-	50%	50%	MEC Reports	Ministry responsible for gender
		Proportion of managerial positions in public service held by women	TBD	TBD	TBD	TBD	TBD	TBD	40%	Annual Report	Ministry responsible for gender
	Eradication of gender-based violence	<b>SDG 5.3.1</b> Proportion of women aged 20-24 years who were married or in a union before age 18:									
		Total	47%	46%	45%	44%	43%	42%	35%	DHS	Ministry responsible for gender
		Rural	TBD	TBD	TBD	TBD	TBD	TBD	TBD	DHS	Ministry responsible for gender
		Urban	TBD	TBD	TBD	TBD	TBD	TBD	TBD	DHS	Ministry responsible for gender
		Gender-based violence prevalence	13%	12%	11%	10%	9%	8%	3%	DHS	Ministry responsible for gender
	Inclusive national development programming	Proportion of policies mainstreaming gender	TBD	TBD	TBD	TBD	TBD	TBD	TBD	Annual Report	Ministry responsible for gender

Focus Area	Outcome	Indicator	Baseline	Annual Targets						Data Source	Responsible Institution
				2021	2022	2023	2024	2025	2030 Cummulative		
Social Welfare	Enhanced social protection and support for all disadvantaged, marginalized and vulnerable people	<b>SDG 1.3.1</b> Proportion of population covered by social protection floors/ system (programs targeting households):									
		National	5%	5%	6%	6%	7%	8%	10%	Progress Reports	Ministry responsible for social welfare
		Women	TBD	TBD	TBD	TBD	TBD	TBD	TBD	Progress Reports	Ministry responsible for social welfare
		Men	TBD	TBD	TBD	TBD	TBD	TBD	TBD	Progress Reports	Ministry responsible for social welfare
		Proportion of the elderly on pension	TBD	TBD	TBD	TBD	TBD	TBD	TBD	Annual Report	Ministry responsible for gender
		Proportion of social protection beneficiaries graduating/ becoming self-reliant:									
		Total	0.16%	0.17%	0.30%	0.37%	0.45%	0.5%	2%	Progress Reports	Ministry responsible for social welfare
		Women	0.11%	0.11%	0.31%	0.38%	0.45%	0.5%	2%	Progress Reports	Ministry responsible for social welfare
		Men	0.05%	0.18%	0.20%	0.35%	0.45%	0.5%	2%	Progress Reports	Ministry responsible for social welfare

Focus Area	Outcome	Indicator	Baseline	Annual Targets						Data Source	Responsible Institution
				2021	2022	2023	2024	2025	2030 Cummulative		
<b>Economic Infrastructure</b>											
<b>Energy Generation and Supply</b>	Increased energy generation and access	Total installed generative capacity (Megawatts):									
		Total	373	488	498	843	1070	1233	1979	Annual Report	Ministry responsible for energy
		Hydropower	351	371	371	371	588	751	1347	Annual Report	Ministry responsible for energy
		Solar	0	95	105	105	115	115	145	Annual Report	Ministry responsible for energy
		Fossil (coal & diesel)	22	22	22	367	367	367	487	Annual Report	Ministry responsible for energy
		Access to electricity (% of total population)	12.4%	13%	14%	20%	24%	30%	50%	Annual Report	Ministry responsible for energy
		<b>SDG 7.1.2</b> Proportion of population with primary reliance on clean energy for cooking	1.75%	2.73%	2.78%	2.83%	2.88%	2.92%	3.16%	Annual Report	Ministry responsible for energy
		<b>SDG 7.1.2</b> Proportion of population with primary reliance on clean energy for lighting	18%	18%	28%	37%	45.60%	54.66%	90%	Annual Report	Ministry responsible for energy
<b>ICT Development</b>	Improved access to reliable and affordable ICT services	Mobile Payments (Billion Kwacha):									
		Total	3,173.90	3,649.99	4,197.48	4,827.11	5,551.17	6,383.85	12,840.20	Annual Report	RBM
		e-money Payments	2,520.30	2,898.35	3,333.10	3,833.06	4,408.02	5,069.22	10,196.02	Annual Report	RBM
		Bank-led Payments	653.60	751.64	864.39	994.04	1,143.15	1,314.62	2,644.18	Annual Report	RBM

Focus Area	Outcome	Indicator	Baseline	Annual Targets						Data Source	Responsible Institution
				2021	2022	2023	2024	2025	2030 Cumulative		
<b>Economic Infrastructure</b>											
		<b>SDG 5.b.1</b> Proportion of individuals who own a mobile telephone	43.2%	50%	60%	65%	70%	75%	80%	ICT Survey Reports	Ministry responsible for information
		<b>SDG 9.5.1.c</b> Proportion of population covered by a mobile network:									
		2G	83%	85%	87%	90%	92%	95%	100%	Performance Report	Ministry responsible for information
		3G	82%	85%	87%	90%	92%	95%	100%	Performance Report	Ministry responsible for information
		4G	65%	70%	75%	80%	85%	90%	95%	Performance Report	Ministry responsible for information
		Mobile broadband penetration (internet) (%)	37%	38%	42%	42%	47%	50%	60%	Performance Report	Ministry responsible for information
		Retail price of prepaid mobile broadband monthly bundle, 500MB (US\$) data volume	\$2.80	TBD	TBD	TBD	TBD	TBD	TBD	Performance Report	Ministry responsible for information
		<b>SDG 17.6.2</b> Fixed Internet broadband subscriptions per inhabitants by speed	0.001	>0.01	>1	>2	>3	>4	>5	Performance Report	Ministry responsible for information
<b>Transport Development</b>		Tarmac roads constructed (New/upgraded in km)	0	180	189	190	195	210	2,329	Roads Authority	Ministry responsible for transport
		Average freight cost (tonne per KM)	115	114	114	110	110	108	99	Annual Report	Ministry responsible for transport
		<b>SDG 9.1.1</b> Proportion of the rural population who live within 2 km of an all-season road	23.1	24	25	31	31	40	50	Annual Progress	Ministry responsible for transport

Focus Area	Outcome	Indicator	Baseline	Annual Targets						Data Source	Responsible Institution
				2021	2022	2023	2024	2025	2030 Cumulative		
		Passenger and freight volumes, by mode of transport:									
		Road - Passenger	428,297	447,185	461,919	477,140	492,854	509,106	598,106	Report Annual	Ministry responsible for transport
		Road - Freight	2,574,000	2,745,000	2,795,000	2,845,000	2,895,000	2,975,000	2,730,000	Progress Report	Ministry responsible for transport
		Rail - Passenger	21,157,000	23,881,000	25,672,000	26,955,600	28,303,380	29,718,549	37,929,236	Annual Progress	Ministry responsible for transport
		Rail - Freight	2,940,000,000	3,675,000,000	4,410,000,000	5,370,000,000	6,420,000,000	7,610,000,000	14,900,000,000	Annual Progress Report	Ministry responsible for transport
		Water - Passenger	3,626,844	2,847,300	2,529,800	2,605,694	2,683,865	2,764,381	3,204,674	Annual Report	Malawi Shipping Company
		Water - Freight	400,600	10,600,000	10,800,000	11,000,000	11,200,000	11,400,000	12,400,000	Annual Report	Malawi Shipping Company
		Road traffic deaths per 100,000 population	7	4	3	3	2	2	1	Annual Report	Malawi Police Service; Directorate of Road Traffic and Safety Services
<b>Environmental Sustainability</b>											
<b>Ecosystem Conservation and Environmental Management</b>	Enhanced environmental degradation preventive measures	Forest area as a proportion of total land area	37.8 (2017)	TBD	TBD	TBD	TBD	TBD	TBD	TBD	Ministry responsible for forestry
		Proportion of domestic waste recycled	10%	10%	15%	20%	25%	30%	50%	HMIS Report	Ministry responsible for environment
<b>Waste Management and Green Economy</b>	Improved environmental management	Proportion of industrial generated waste safely disposed of	30%	35%	40%	45%	50%	55%	70%	HMIS Report	Ministry responsible for environment

Focus Area	Outcome	Indicator	Baseline	Annual Targets						2030 Cumulative	Data Source	Responsible Institution
				2021	2022	2023	2024	2025	2030			
		Number of registered MSMEs operating in waste management sector	20	30	40	50	60	80	100	Economic Annual Report	Ministry responsible for trade	
		<b>SDG 12.5.1</b> National recycling rate, tons of materials recycled	8.6	10	12	15	18	20	30	Environmental Affairs Report	Ministry responsible for environment	
		<b>SDG 12.4.2</b> Hazardous waste generated per capita	5	5	4	3	2	2	2	Environmental Affairs report	Ministry responsible for environment	
<b>Climate Change Management</b>	Improved weather and climate monitoring for early warning, preparedness and timely response	<b>SDG 11.b.2</b> Proportion of local councils with disaster risk reduction strategies	15	17	19	21	23	25	35	DoDMA Reports	Ministry responsible for disaster management	
	Enhanced climate resilience to climate change impacts	Proportion of policies mainstreaming climate change resilience building	TBD	20%	30%	40%	50%	60%	100%	Annual Report	Ministry responsible for environment	
<b>Environment and Climate Change Financing</b>	Coordinated financing of the ENRM sector	Number of environmental and climate change funding source types	2	2	3	3	3	3	3	Annual Report	Ministry responsible for environment	
		Contribution of new financing types to environmental and climate change adaptation portfolio	TBD	TBD	TBD	TBD	TBD	TBD	TBD	Annual Report	Ministry responsible for environment	
<b>Natural Disasters and Climate Adversities Preparedness</b>	Improved Disaster Risk Reduction Management and Response	<b>SDG 11.5.1</b> Number of deaths, missing persons and persons affected by disaster per 100,000 people:										
		Persons affected	1700	1600	1500	1300	1100	1000	0	DoDMA Reports	Ministry responsible for disaster management	
		Number of Deaths	TBD	TBD	TBD	TBD	TBD	50	0	DoDMA Reports	Ministry responsible for disaster management	
		Missing Persons	14	12	10	8	5	2	0	DoDMA Reports	Ministry responsible for disaster management	
		<b>SDG 11.5.2</b> Direct disaster economic loss as % of GDP	0.13%	0.12%	0.11%	0.1%	0.08%	0.05%	0.02%	Annual Report	Ministry responsible for disaster management	

### **Annex 7a : Commissioners of the National Planning Commission**

Prof. Richard Mkandawire – Chairperson  
Dr. Winford Masanjala – Vice Chairperson  
Mr. Philip Madinga  
Ms. Mercy Masoo  
Dr. Evance Mwathunga  
Ms. Natasha Nsamala

### **Annex 7b: National Planning Commission Board Committee Members**

Dr. Ngeyi Kanyongolo  
Dr. Mathews Mtumbuka  
Dr. Witness Kuotcha  
Dr. Betty Chinyamunyamu  
Mr. Chris Kapanga  
Prof. Jonathan Makuwira  
Dr. Henry Chingaipe  
Mr. Ahmed Sunka  
Mr. Hestern Banda  
Ms. Rachael Silungwe  
Prof. Rhoda Bakuwa  
Mr. William Matambo



## **Annex 8: MIP-1 Drafting Coordination Team and Reviewers**

### **National Planning Commission**

Dr. Thomas Munthali - Director General

Dr. Grace Kumchulesi - Director for Development Planning

Dr. Joseph Nagoli - Director for Knowledge and Learning

Mr. Chrighton Chimombo - Director of Finance and Administration

Dr. Andrew Jamali - Research Manager

Mr. Siphon Billiat - Development Planning Manager

Mr. Austin Chingwenge - Monitoring and Evaluation Manager

Ms. Jennifer Nkaonja Mjuweni - Partnerships and Resource Mobilization Manager

Mr. Thomson Khanje - Public Relations and Communications Manager

Mr. Mtamandeni Liabunya - Legal Counsel

Mr. Tayani Banda - Senior Development Planning Specialist

Mr. Maxwell Maida - Senior Development Planning Specialist

Mr. Hope Chavula - Senior Development Planning Specialist

Ms. Ivy Chauya - Senior Development Planning Specialist

Ms. Joy Karim Masache - Senior Monitoring and Evaluation Specialist

Mr. Adams Chikapa Guys - Development Planning Officer

Mr. Salim Ahmed Mapila - Development Planning Officer

Ms. Linly Kufeyani - Development Planning Officer

Ms. Ruth Mkisi - Development Planning Officer

Ms. Tissie Nadzanja Kumpata – Monitoring and Evaluation Officer

Mr. Frank Kamanga - Research Officer

Mr. Jabulani Nyengere - Research Officer

Mr. Harold Fote - Monitoring and Evaluation Officer

Ms. Yuna Chikanda - Senior Administration Officer

Mr. Maphumuzana Jere - Senior ICT Officer Ms. Esther Kunje - Human Resource Officer

Ms. Maleni Mangazi - Senior Accountant

Mr. Enock Kathyomoza - Senior Accountant

Ms. Maureen Madengu - Accountant

Mr. Henry Likuchuwire - Accountant Mr. Sangaluwishe Silumbu - Assistant Accountant

Ms. Chikondi Saukira - Senior Executive Assistant

Ms. Olive Khonje - Team Assistant

Ms. Nancy Nyirongo - Team Assistant

Ms. Memory Nowa - Team Assistant

Ms. Modesta Makhasu - Team Assistant  
Mr. Robert Tambala - Procurement Officer  
Mr. Oziely Chipokosa – Intern Economist  
Ms. Charity Magombo – Intern Economist  
Mr. Elijah Botha – Intern Economist  
Mr. Khama Ntelera - Intern Economist  
Ms. Harriet Mauwa – Intern Human Resource Officer  
Ms. Joanna Mlauzi - Receptionist  
Mr. Martin Ngwira - Driver  
Mr. Lightwell Mughogho - Driver  
Mr. Davie Simale - Driver  
Mr Frank Jim - Messenger

### **Ministry of Economic Planning and Development and Public Sector Reforms**

Dr. Winford Masanjala - Secretary for Economic Planning and Development and Public Sector Reforms  
Mr. Jolam Banda - Director for Economic Planning  
Ms. Emma Mabvumbe - Director for Development Planning  
Ms. Sophie Kang'oma - Director for Monitoring and Evaluation  
Ms. Patricia Zimpita - Director for Poverty Reduction and Social Protection  
Ms. Veronica Gelesomo – Deputy Director for Monitoring and Evaluation  
Dr. Richard Kajombo – Deputy Director for Development Planning  
Mr. Adwell Zembere - Deputy Director for Economic Planning  
Mr. Dan Gareta – Chief Economist  
Mr. Charles Mtonga – Chief Economist  
Mr Allan Jere - Economist  
Ms. Wezi Mtumbuka – Economist  
Ms. Chikondi Phiri – Economist

## **List of Reviewers**

### ***Pillar 1: Agricultural Productivity and***

*Commercialization*

Dr. Sloans Chimatiro

Dr. Todd Benson

MwAPATA Institute

Mr. Readwell Musopole

### ***Enabler 1: Mindset Change***

Mr. Patrick Achitabwino

### ***Enabler 2: Effective Governance Systems and Institutions***

Dr. Ngeyi Kanyongolo

### ***Enabler 3: Enhanced Public Sector Performance***

Mr. Milward Tobias

Ms. Colleen Zamba

### ***Enabler 4: Private Sector Dynamism***

Mr. Chris Kapanga

Mr. Chancellor Kaferapanjira

### ***Enabler 5: Human Capital Development***

Prof. Jonathan Makuwira

Mr. Sydney Nhlamo

Dr. Chomora Mikeka

Prof. Adamson Muula

Mr. Asharn Kossam

Mr. Dingiswayo Jere

Dr. David Mkwambisi

Dr. Rachel Sibande

### ***Pillar 2: Industrialization***

Dr. Grain Malunga

Dr. Christopher Guta

### ***Pillar 3: Urbanization***

Mr. John Chome

Mr. Charles Kalemba

### ***Enabler 6: Economic Infrastructure***

Dr. Ignasio Ngoma

Mr. Gideon Nyirongo

Dr. Mathews Mtumbuka

Dr. Rachel Sibande

### ***Enabler 7: Environmental Sustainability***

Prof. Sosten Chiotha

Dr. David Mkwambisi





A series of horizontal dashed lines for writing, spanning most of the page.

Table with 10 columns and 24 rows. The table is currently blank.





Lined page for notes, featuring horizontal dashed lines.





THE MALAWI 2063 FIRST 10-YEAR IMPLEMENTATION PLAN (MIP-1)  
2021-2030